



US00D811330S

(12) **United States Design Patent** (10) **Patent No.:** **US D811,330 S**
Suzuki (45) **Date of Patent:** **** Feb. 27, 2018**

(54) **ROTOR BLADE FOR HYDRO TURBINE**

(71) Applicant: **KABUSHIKI KAISHA BELLSION**,
Hamamatsu-shi, Shizuoka (JP)

(72) Inventor: **Masahiko Suzuki**, Hamamatsu (JP)

(73) Assignee: **KABUSHIKI KAISHA BELLSION**,
Shizuoka (JP)

(**) Term: **15 Years**

(21) Appl. No.: **29/575,231**

(22) Filed: **Aug. 23, 2016**

(30) **Foreign Application Priority Data**

Feb. 24, 2016 (JP) 2016-003964

(51) **LOC (11) Cl.** **13-01**

(52) **U.S. Cl.**
USPC **D13/115**

(58) **Field of Classification Search**

USPC D12/16.1, 305, 319, 326, 327, 328, 329,
D12/339, 344, 345, 214; D21/436, 441,
D21/442, 450, 453, 454, 301, 570;
D23/370, 371, 411; D13/115
CPC B64C 1/069; B64C 1/06; B64C 27/32
See application file for complete search history.

(56) **References Cited**

U.S. PATENT DOCUMENTS

D111,040 S * 8/1938 Seversky D12/344
D111,042 S * 8/1938 Seversky D12/344
3,740,165 A * 6/1973 Rodriquez B63H 1/14
416/134 R
D249,817 S * 10/1978 Samson D21/450
D280,222 S * 8/1985 Tapdrup D21/450
D280,838 S * 10/1985 Tapdrup D21/450
D283,156 S * 3/1986 Mandelli D12/214

(Continued)

Primary Examiner — Robert M. Spear

Assistant Examiner — Marissa J Cash

(74) *Attorney, Agent, or Firm* — Renner, Otto, Boisselle
and Sklar, LLP

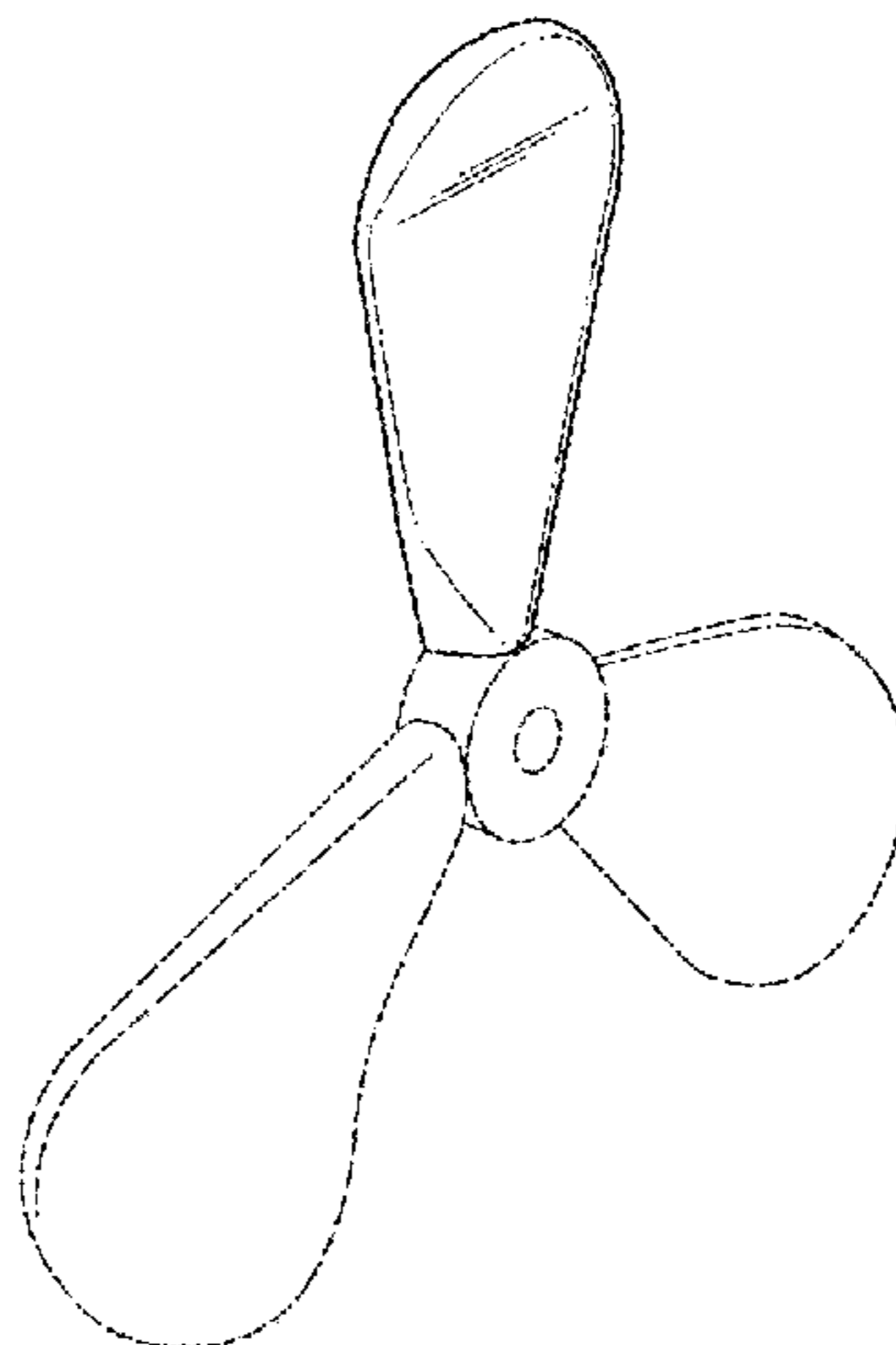
(57) **CLAIM**

The ornamental design for a rotor blade for hydro turbine, as
shown and described.

DESCRIPTION

FIG. 1 is a front elevational view of a rotor blade for hydro
turbine showing my new design;
FIG. 2 is a top plan view thereof;
FIG. 3 is a bottom plan thereof;
FIG. 4 is a right side elevational view thereof;
FIG. 5 is a left side elevational view thereof;
FIG. 6 is a sectional view taken along the line 6-6 in FIG.
1;
FIG. 7 is a sectional view taken along the line 7-7 in FIG.
1;
FIG. 8 is a sectional view taken along the line 8-8 in FIG.
1;
FIG. 9 is a sectional view taken along the line 9-9 in FIG.
1;
FIG. 10 is a sectional view taken along the line 10-10 in FIG.
1;
FIG. 11 is a sectional view taken along the line 11-11 in FIG.
1;
FIG. 12 is a sectional view taken along the line 12-12 in FIG.
1;
FIG. 13 is a sectional view taken along the line 13-13 in FIG.
1;
FIG. 14 is a sectional view taken along the line 14-14 in FIG.
1; and,
FIG. 15 is a perspective view showing the rotor blade for
hydro turbine shown in an environment of use installed in a
rotor for a waterwheel.
The broken lines in the drawings represent unclaimed envi-
ronmental subject matter and form no part of the claim.

1 Claim, 6 Drawing Sheets



(56)

References Cited

U.S. PATENT DOCUMENTS

4,676,758 A * 6/1987 Dennis B63H 1/20
416/146 A
5,078,632 A * 1/1992 Ogawa B63H 20/245
416/201 R
D324,364 S * 3/1992 Hannon D12/214
D345,588 S * 3/1994 Berggreen D21/442
5,609,472 A * 3/1997 Obukata B64C 27/467
416/223 R
D393,618 S * 4/1998 Gustavsson D12/214
D401,194 S * 11/1998 Harwood D12/162
D419,669 S * 1/2000 Shinshi D23/411
D431,609 S * 10/2000 Wei D21/442
6,127,044 A * 10/2000 Yamamoto B21K 3/04
148/669
6,168,383 B1 * 1/2001 Shimizu B64C 27/463
415/119
D438,609 S * 3/2001 Colliver D23/411
D443,902 S * 6/2001 Wang D21/445
D458,892 S * 6/2002 DeTore D12/319
D478,598 S * 8/2003 Gozdinsky D15/5
D482,064 S * 11/2003 Steiner D19/123
6,644,926 B1 * 11/2003 Vandyke B63H 1/18
416/228
D486,902 S * 2/2004 Melwani D23/370
6,699,016 B1 * 3/2004 Dean B63H 1/26
416/223 R
D511,017 S * 10/2005 Chang D14/432
D513,317 S * 12/2005 Melwani D23/379
D515,196 S * 2/2006 Indio da Costa D23/377
D522,135 S * 5/2006 Hidalgo D23/411
D536,087 S * 1/2007 Pickett D23/411
D551,337 S * 9/2007 Pickett D23/411

D556,892 S * 12/2007 Chen D23/379
D560,154 S * 1/2008 Aplin, Jr. D12/214
D562,215 S * 2/2008 Schulze D12/214
D566,829 S * 4/2008 Parker D23/411
D585,976 S * 2/2009 Chen D23/413
D601,239 S * 9/2009 Hsu D23/370
D602,861 S * 10/2009 Talab D13/115
D607,556 S * 1/2010 Pickett D23/411
D614,757 S * 4/2010 Noble D23/377
D618,734 S * 6/2010 Zealer D21/441
7,806,661 B2 * 10/2010 Duffield B63H 1/14
416/176
D631,955 S * 2/2011 Villella D23/411
D639,239 S * 6/2011 Gudewer D13/115
D645,134 S * 9/2011 Lee D23/411
D658,124 S * 4/2012 Lee D13/115
8,235,660 B2 * 8/2012 Hort F04D 25/088
416/144
D677,611 S * 3/2013 Janecke D12/214
D677,612 S * 3/2013 Janecke D12/214
D706,705 S * 6/2014 Long D12/345
D717,730 S * 11/2014 Munk-Hansen D13/115
D733,281 S * 6/2015 Herbst D23/328
D745,448 S * 12/2015 Hawkins D12/214
D750,213 S * 2/2016 Schulzman D23/385
D755,945 S * 5/2016 Arai D23/379
D755,946 S * 5/2016 Arai D23/379
D755,947 S * 5/2016 Arai D23/379
D769,786 S * 10/2016 Xiao D12/214
D772,991 S * 11/2016 Caubel D12/16.1
D773,639 S * 12/2016 Shen D23/379
D796,023 S * 8/2017 Dou D23/370
D797,638 S * 9/2017 Xiao D12/214
D797,639 S * 9/2017 Xiao D12/214
D797,859 S * 9/2017 Caubel D21/441

* cited by examiner

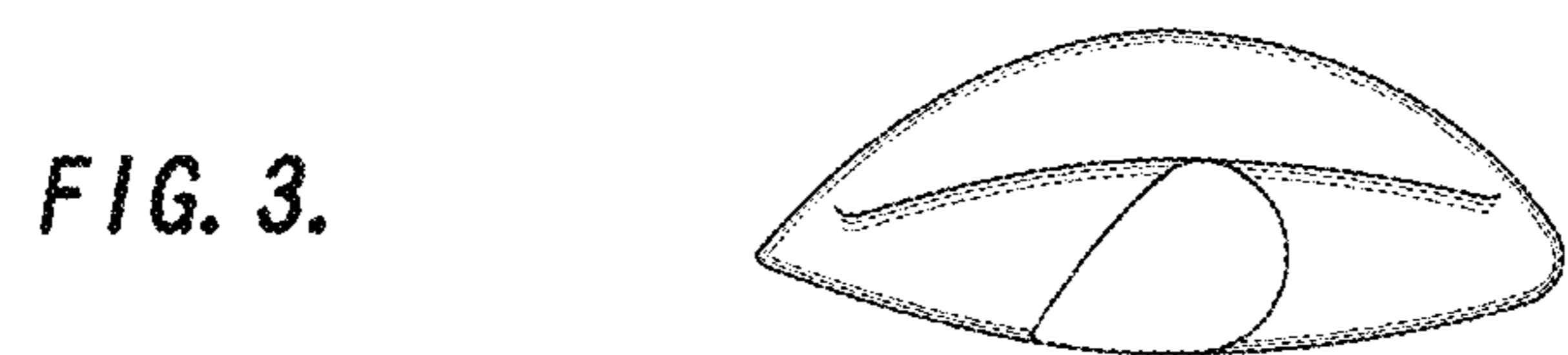
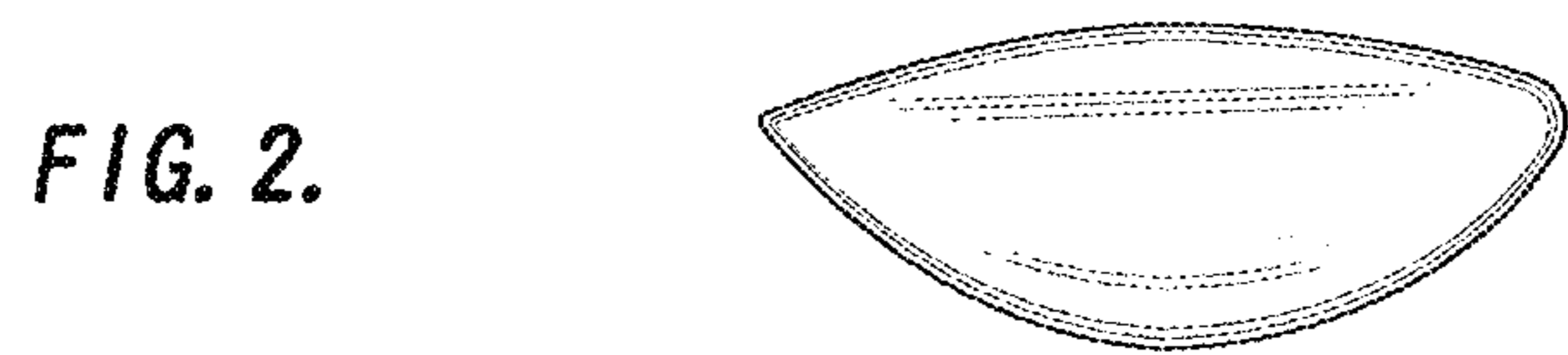
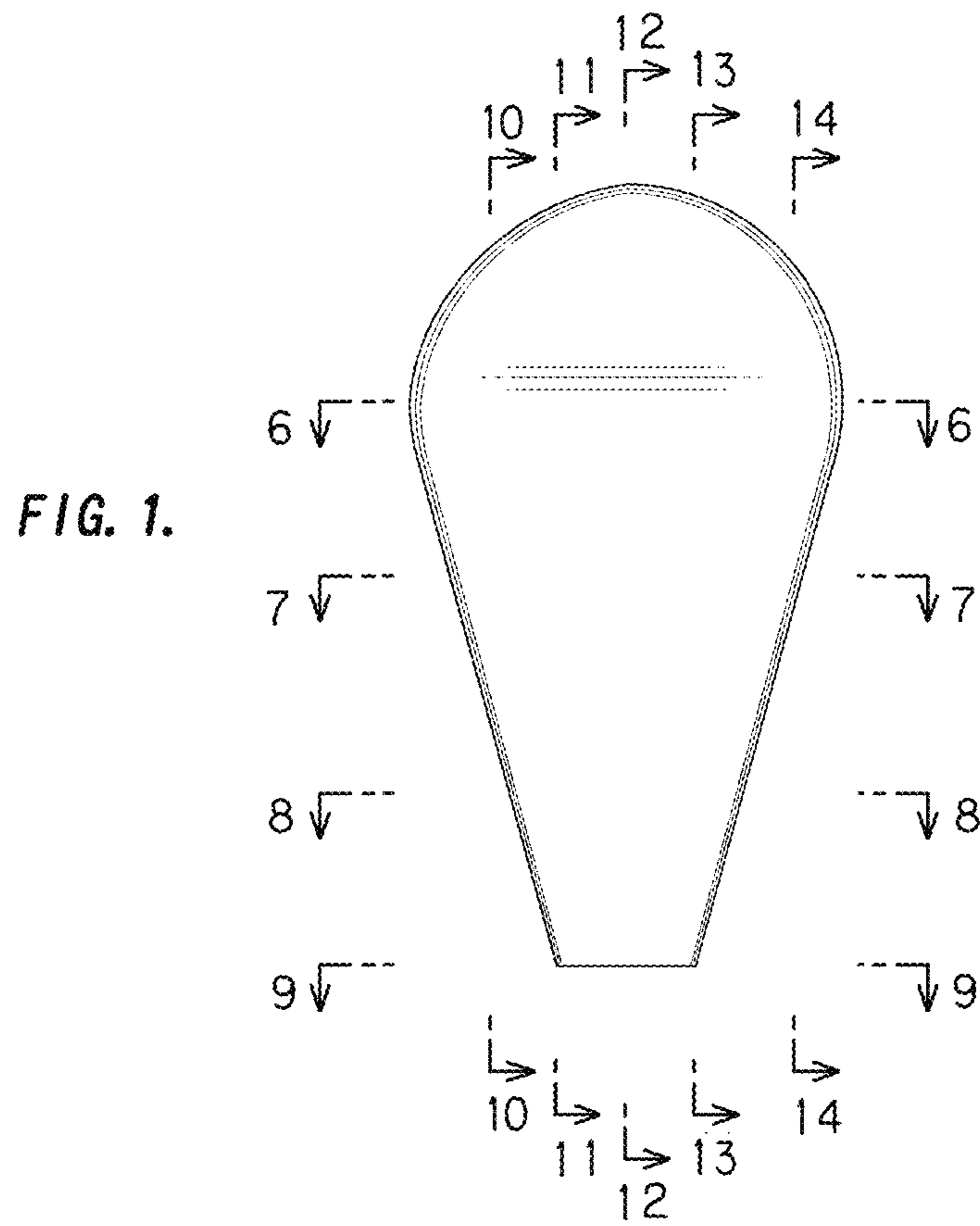


FIG. 4.

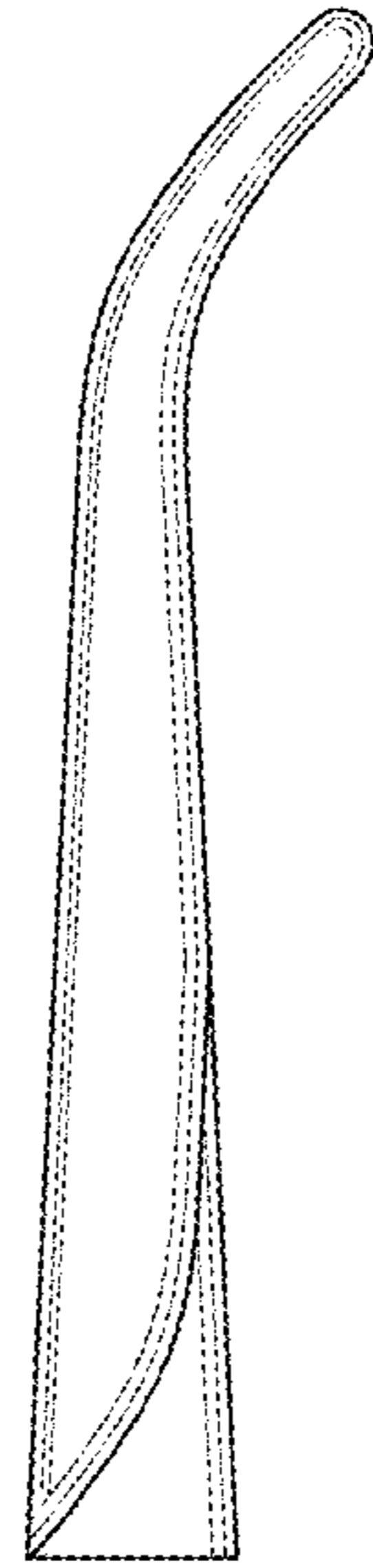


FIG. 5.

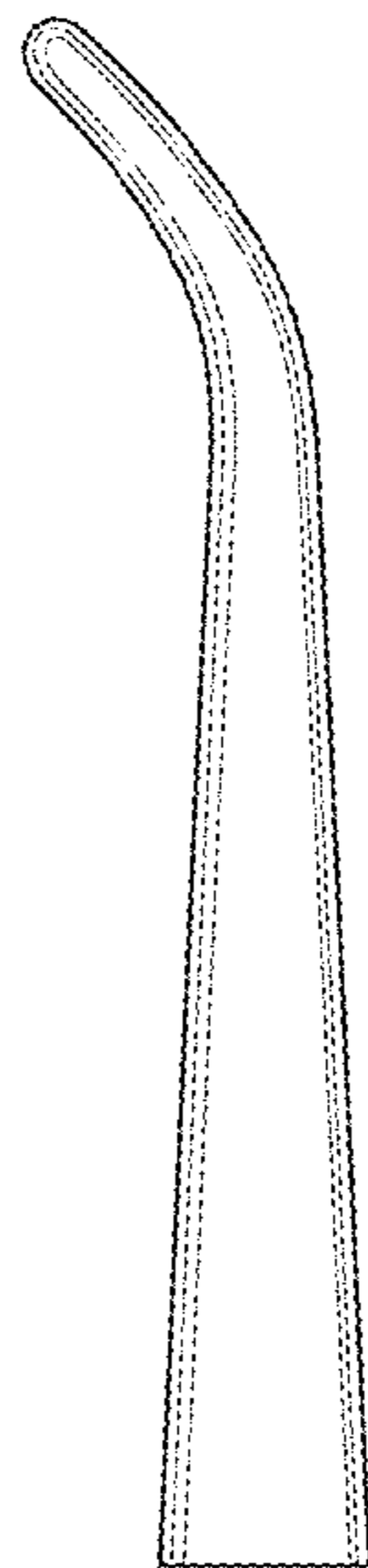


FIG. 6.

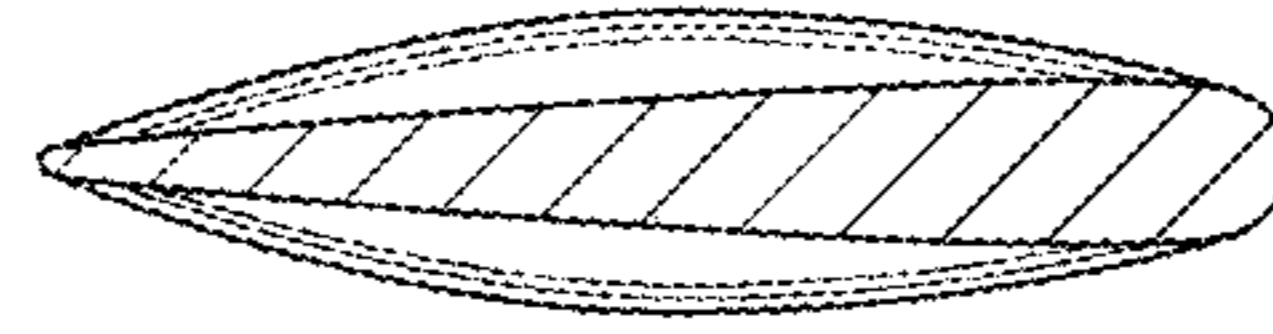


FIG. 7.

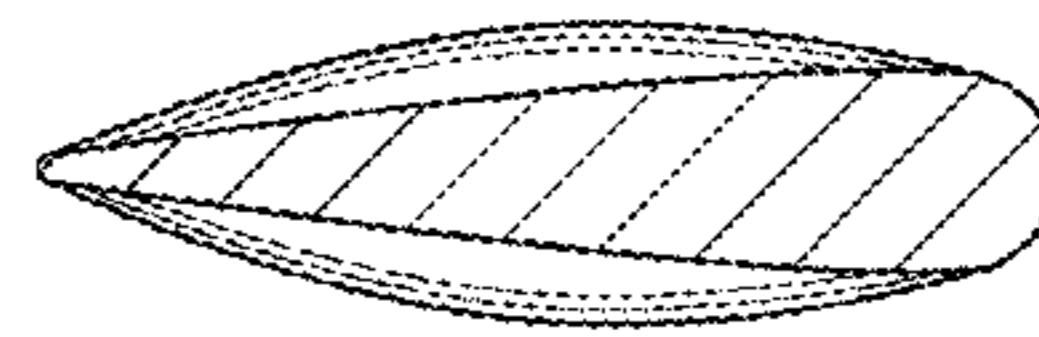


FIG. 8.

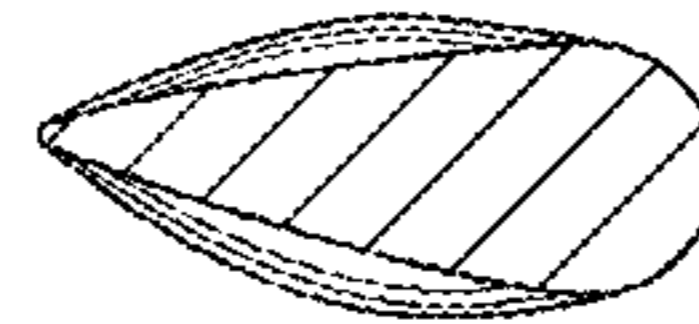


FIG. 9.

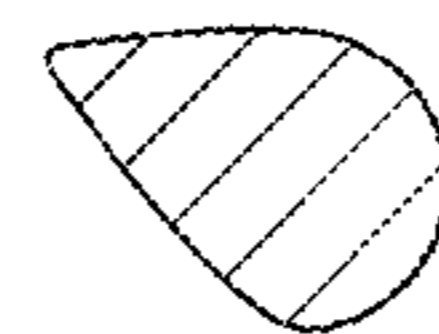


FIG. 10.

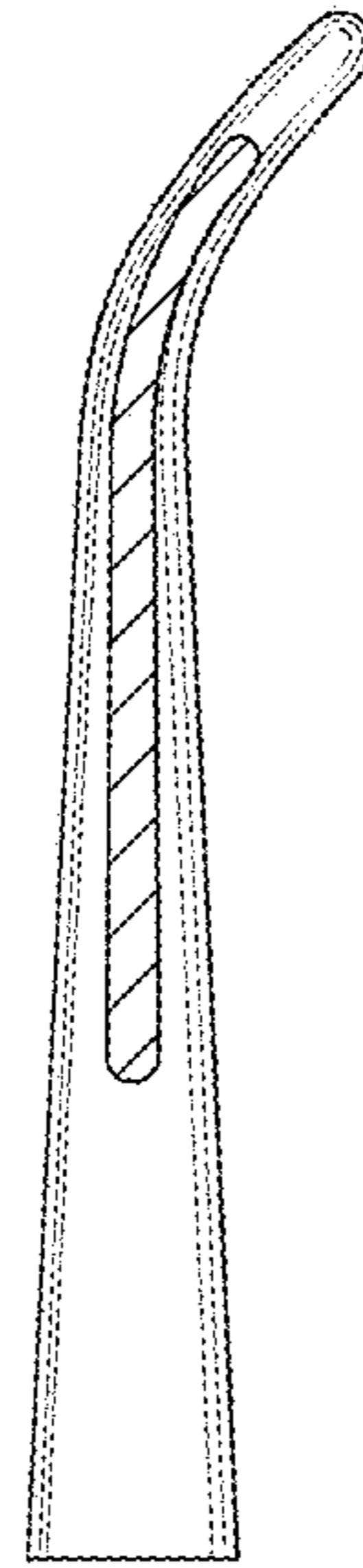


FIG. 11.

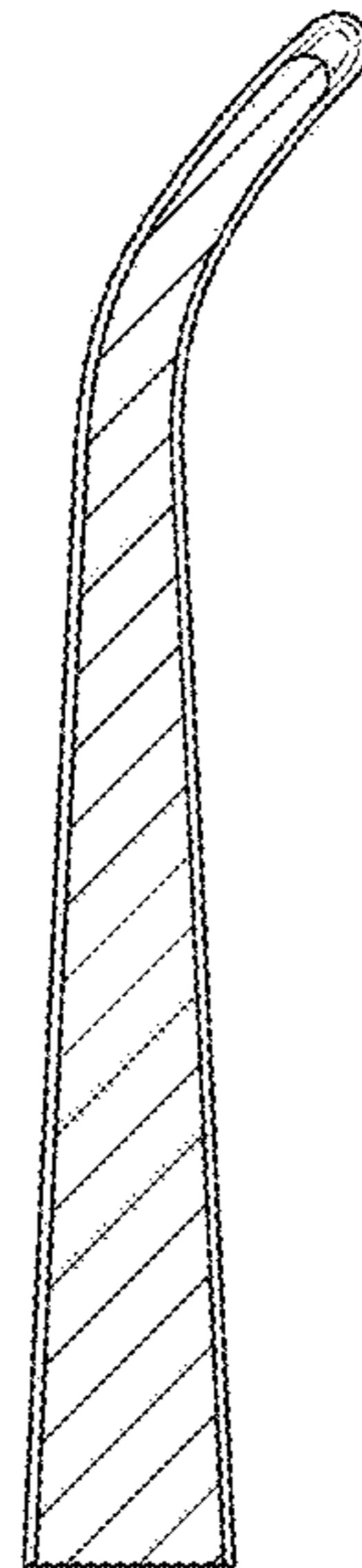


FIG. 12.

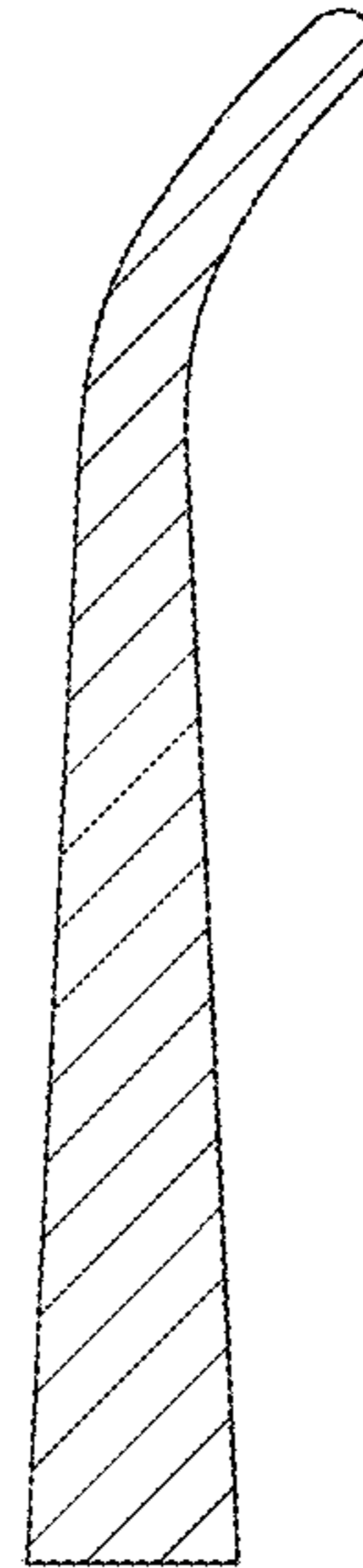


FIG. 13.

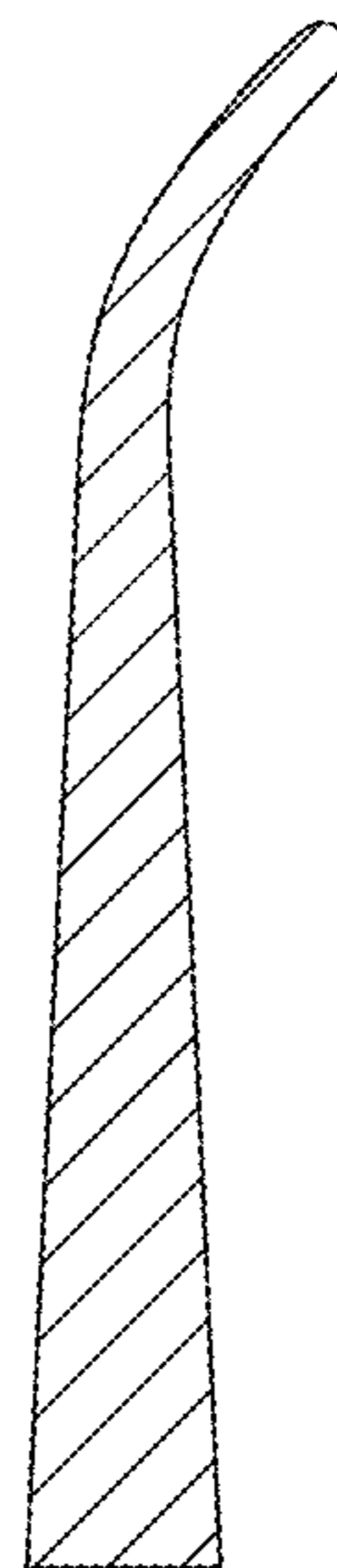


FIG. 14.

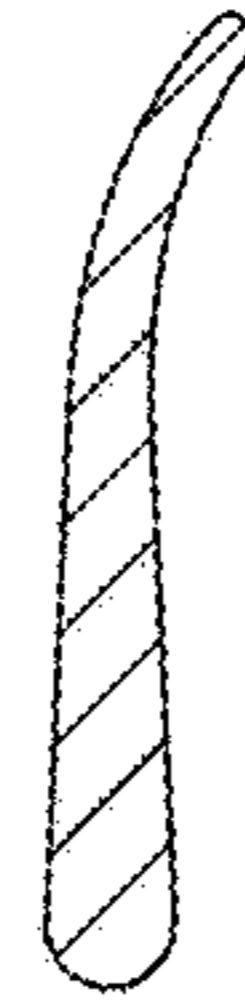


FIG. 15.

