



US00D811317S

(12) **United States Design Patent** (10) **Patent No.:** **US D811,317 S**
Shirakami (45) **Date of Patent:** **** Feb. 27, 2018**

(54) **TIRE FOR MOTORCYCLE**
(71) Applicant: **SUMITOMO RUBBER INDUSTRIES, LTD.**, Kobe-shi, Hyogo (JP)

(72) Inventor: **Kazuya Shirakami**, Kobe (JP)

(73) Assignee: **SUMITOMO RUBBER INDUSTRIES, LTD.**, Kobe-Shi, Hyogo (JP)

(**) Term: **15 Years**

(21) Appl. No.: **29/597,264**

(22) Filed: **Mar. 15, 2017**

(51) **LOC (11) Cl.** **12-15**

(52) **U.S. Cl.**
USPC **D12/536**

(58) **Field of Classification Search**
USPC D12/533-567
CPC B60C 11/0302; B60C 11/0306; B60C 11/0311; B60C 11/0313
See application file for complete search history.

(56) **References Cited**

U.S. PATENT DOCUMENTS

D316,695 S * 5/1991 Fujiki D12/544
D354,465 S * 1/1995 Detzner D12/536

D355,150 S * 2/1995 Detzner D12/536
D505,655 S * 5/2005 Rossignaud D12/536
D585,015 S * 1/2009 Sueishi D12/536
2016/0075186 A1 * 3/2016 Tamura B60C 11/0302
152/209.11

* cited by examiner

Primary Examiner — George D. Kirschbaum

Assistant Examiner — Joseph J Kukella

(74) *Attorney, Agent, or Firm* — Birch, Stewart, Kolasch & Birch, LLP

(57) **CLAIM**

The ornamental design for a tire for motorcycle, as shown and described.

DESCRIPTION

FIG. 1 is a front perspective view of a tire for motorcycle showing my new design;
FIG. 2 is a front view thereof;
FIG. 3 is a left side view thereof;
FIG. 4 is a rear view thereof;
FIG. 5 is a right side view thereof;
FIG. 6 is a bottom view thereof;
FIG. 7 is a top view thereof; and,
FIG. 8 is a partial enlarged view of FIG. 2.

1 Claim, 8 Drawing Sheets





FIG. 1



FIG. 2



FIG. 3




FIG. 4




FIG. 5



FIG. 6




FIG. 7




FIG. 8