



US00D811300S

(12) **United States Design Patent** (10) **Patent No.:** **US D811,300 S**
Yamashita et al. (45) **Date of Patent:** **** Feb. 27, 2018**

(54) **SPOILER FOR MOTOR VEHICLE**

(71) Applicant: **Dr. Ing. h.c. F. Porsche**
Aktiengesellschaft, Stuttgart (DE)

(72) Inventors: **Shuichi Yamashita, Gerlingen (DE);**
Emanoel Derta, Weissach (DE)

(73) Assignee: **Dr. Ing. h.c. F. Porsche**
Aktiengesellschaft, Stuttgart (DE)

(**) Term: **15 Years**

(21) Appl. No.: **29/577,943**

(22) Filed: **Sep. 16, 2016**

(30) **Foreign Application Priority Data**

Mar. 18, 2016 (DE) 40 2016 100 330

(51) **LOC (11) Cl.** **12-16**

(52) **U.S. Cl.**
USPC **D12/181**

(58) **Field of Classification Search**

USPC D12/414, 415, 416, 417, 418, 419, 420,
D12/421, 422, 423, 424, 425, 426, 190,
D12/192, 195, 191, 106, 345, 96, 99, 400,
D12/181, 184, 185

CPC B60R 7/04; B60R 7/18
See application file for complete search history.

(56) **References Cited**

U.S. PATENT DOCUMENTS

D422,544 S * 4/2000 Carlson D12/181
D437,814 S * 2/2001 Yokomaku D12/190

D465,180 S * 11/2002 Yokomaku D12/181
D514,486 S * 2/2006 Preuninger D12/181
D546,258 S * 7/2007 Kulla D12/196
D547,707 S * 7/2007 Kulla D12/181
D549,614 S * 8/2007 Kulla D12/92
D607,386 S * 1/2010 Kulla D12/181
D654,840 S * 2/2012 Barnaba D12/190
D669,005 S 10/2012 Varga
D715,710 S * 10/2014 Beaven D12/181
D716,205 S * 10/2014 Callum D12/181
D717,221 S * 11/2014 Borkert D12/181
D725,559 S 3/2015 Robinson
D727,227 S * 4/2015 Scheinhutte D12/181
D727,809 S 4/2015 Scheinhütte

* cited by examiner

Primary Examiner — Karen S Acker

Assistant Examiner — Jerry Shiuan-Hua Hsu

(74) *Attorney, Agent, or Firm* — RatnerPrestia

(57) **CLAIM**

The ornamental design for a spoiler for motor vehicle, as shown and described.

DESCRIPTION

FIG. 1 is a rear perspective view of a spoiler for motor vehicle;

FIG. 2 is a front perspective view thereof;

FIG. 3 is a rear elevation view thereof;

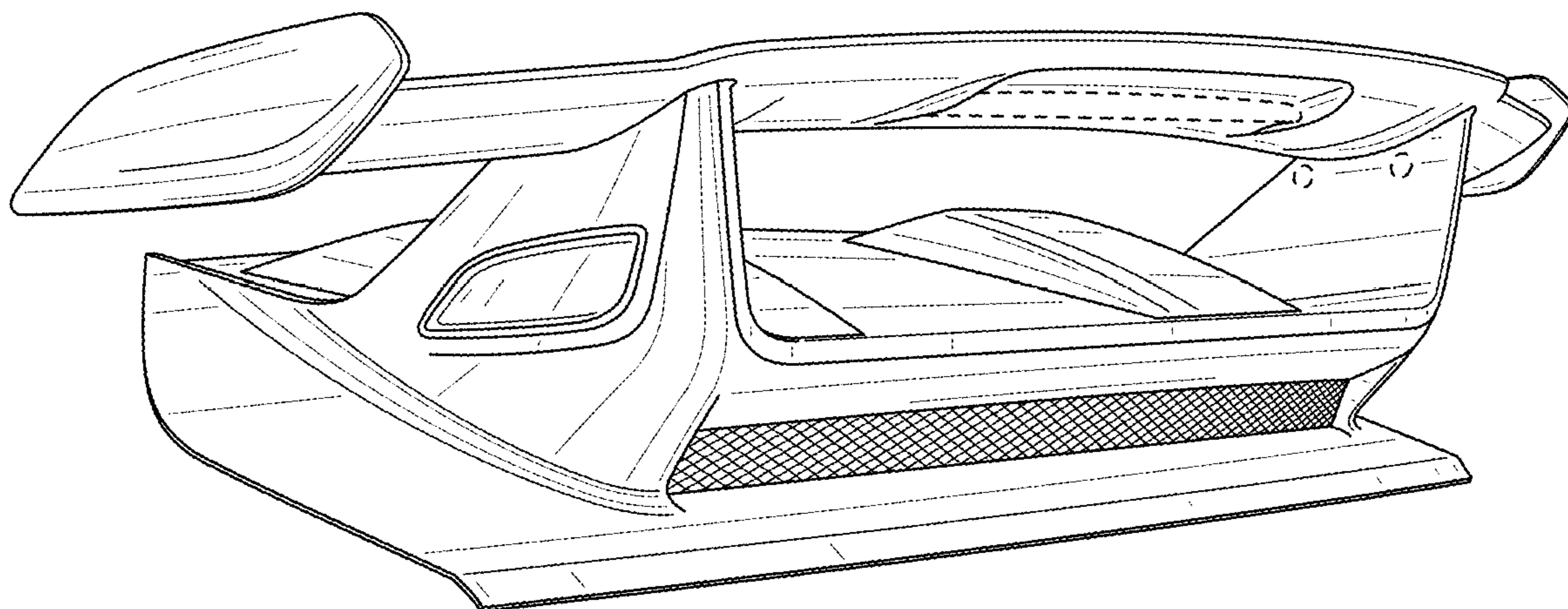
FIG. 4 is an elevation view thereof from the left side;

FIG. 5 is an elevation view thereof from the right side; and,

FIG. 6 is a top plan view thereof.

The broken lines depict portions of the spoiler for motor vehicle that form no part of the claimed design.

1 Claim, 6 Drawing Sheets



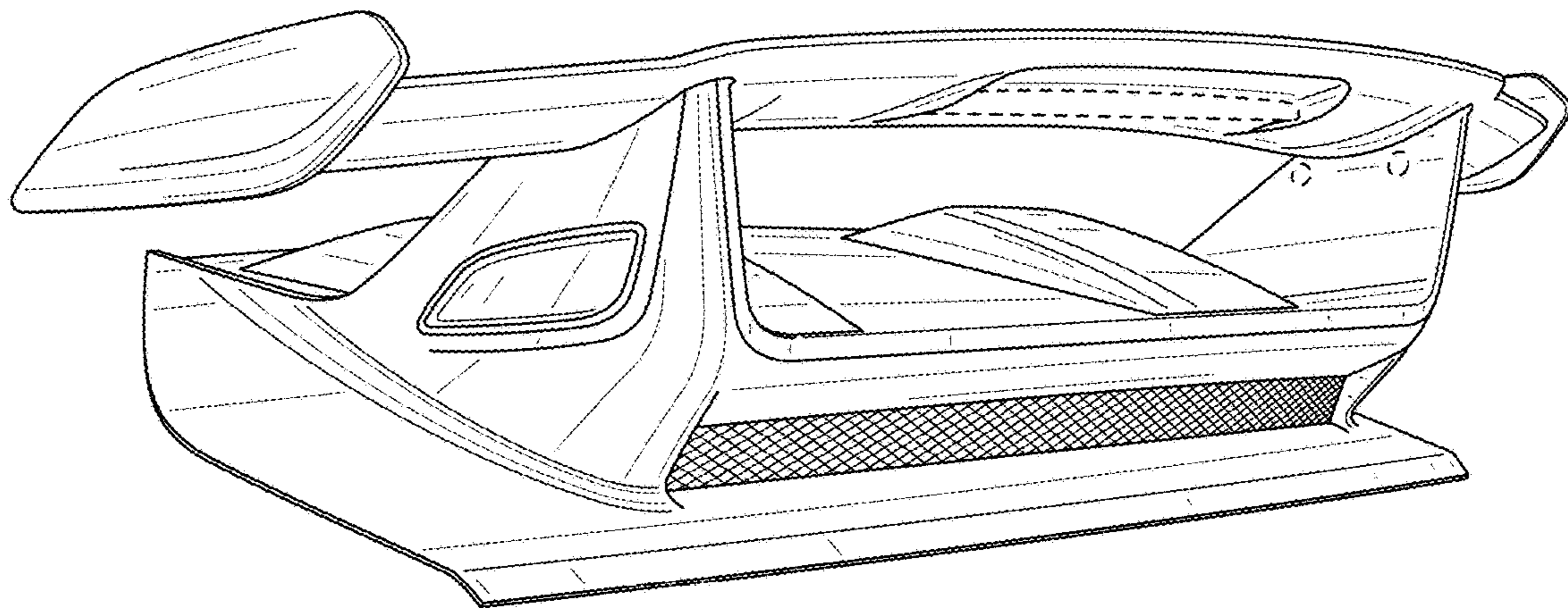


FIG. 1

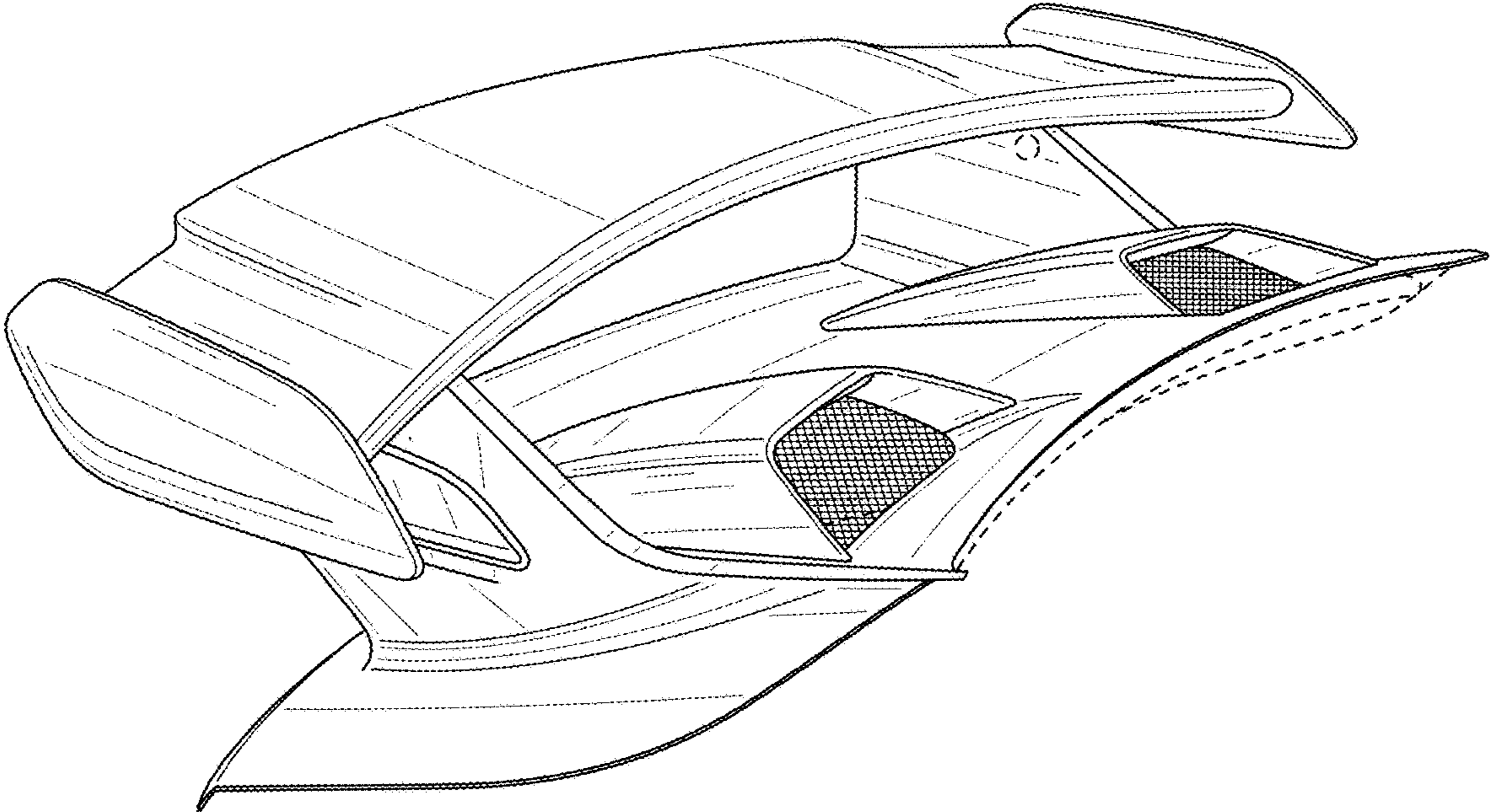


FIG. 2

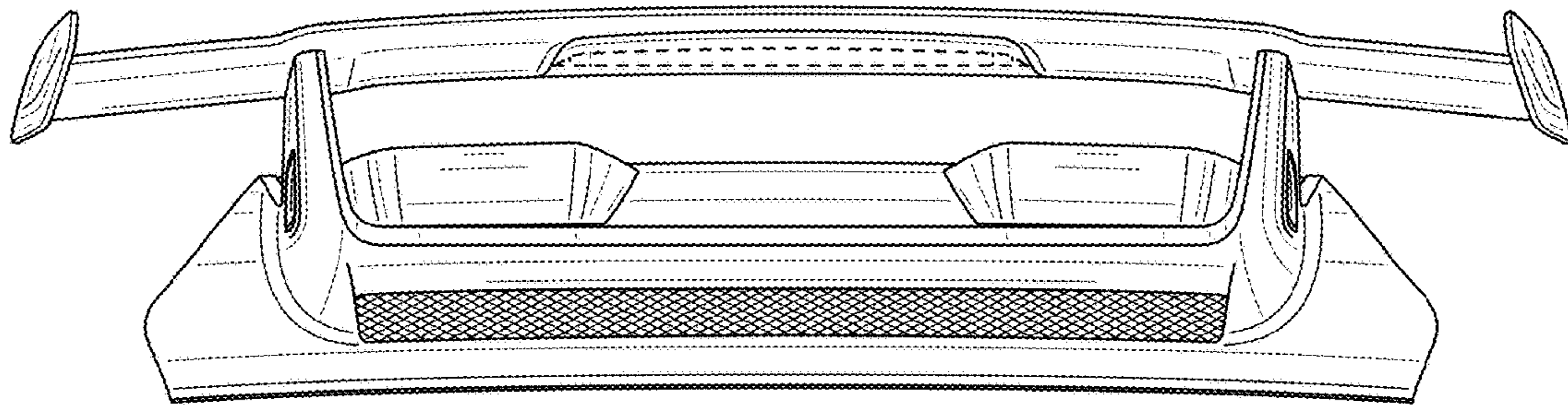


FIG. 3




FIG. 4




FIG. 5

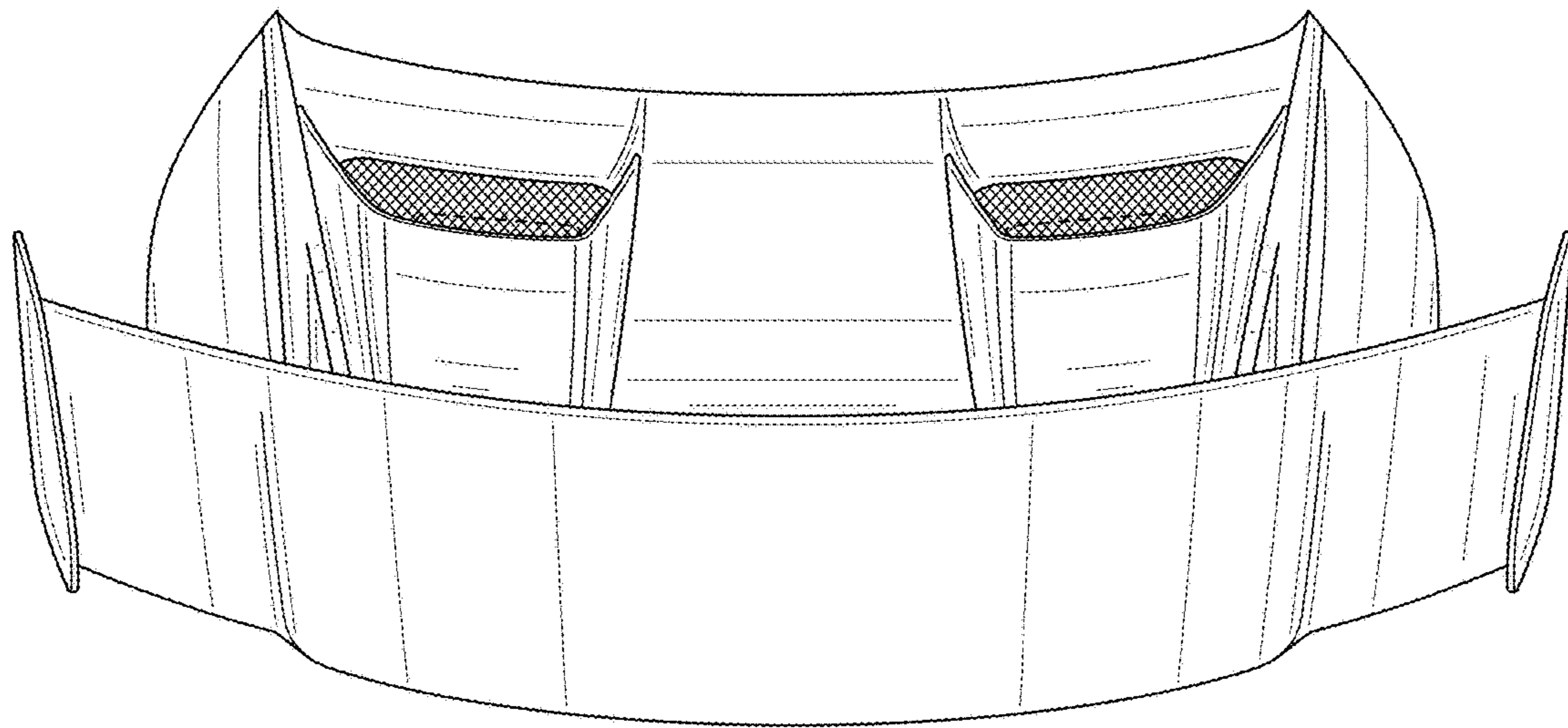


FIG. 6