



US00D811292S

(12) **United States Design Patent** (10) **Patent No.:** **US D811,292 S**
Platto et al. (45) **Date of Patent:** **** Feb. 27, 2018**

(54) **VEHICLE REAR LOWER BUMPER COVER INSERT**

(71) Applicant: **Ford Global Technologies, LLC**, Dearborn, MI (US)

(72) Inventors: **Gordon M Platto**, Troy, MI (US); **Richard Howard**, Brighton, MI (US); **Marc Cammeyer**, Berkley, MI (US); **Damon G DePeyster**, Northville, MI (US)

(73) Assignee: **Ford Global Technologies, LLC**, Dearborn, MI (US)

(**) Term: **15 Years**

(21) Appl. No.: **29/597,518**

(22) Filed: **Mar. 17, 2017**

(51) **LOC (11) Cl.** **12-16**

(52) **U.S. Cl.**
USPC **D12/169**; D12/167

(58) **Field of Classification Search**
USPC D12/86, 90, 91, 92, 163, 164, 167, 169, D12/171, 196, 216
CPC B60R 19/02; B60R 19/18; B60R 19/24; B60R 19/56; B60R 2019/007
See application file for complete search history.

(56) **References Cited**

U.S. PATENT DOCUMENTS

D503,135 S *	3/2005	Metros	D12/169
D580,834 S *	11/2008	Saridakis	D12/169
D610,503 S *	2/2010	Bucher	D12/169
D637,118 S *	5/2011	Lamm	D12/169
D637,120 S *	5/2011	Lamm	D12/169
D663,660 S *	7/2012	Platto	D12/169

D671,050 S *	11/2012	Davidson	D12/169
D671,051 S *	11/2012	Davidson	D12/169
D675,138 S *	1/2013	Hamilton	D12/169
D678,146 S *	3/2013	Behmer	D12/169
D712,805 S *	9/2014	Murkett	D12/169
D743,853 S *	11/2015	Blanski	D12/169
D751,009 S *	3/2016	Behmer	D12/169
D751,010 S *	3/2016	Behmer	D12/169
D760,630 S *	7/2016	Rupar	D12/169
D763,143 S *	8/2016	Varga	D12/169
D763,744 S *	8/2016	Behmer	D12/169
D776,021 S *	1/2017	Kapitonov	D12/169
D793,294 S *	8/2017	Lee	D12/169
D796,397 S *	9/2017	Badstuebner	D12/169
D796,398 S *	9/2017	Badstuebner	D12/169
D797,616 S *	9/2017	Lee	D12/169

* cited by examiner

Primary Examiner — Darlington Ly

(74) *Attorney, Agent, or Firm* — James Dottavio

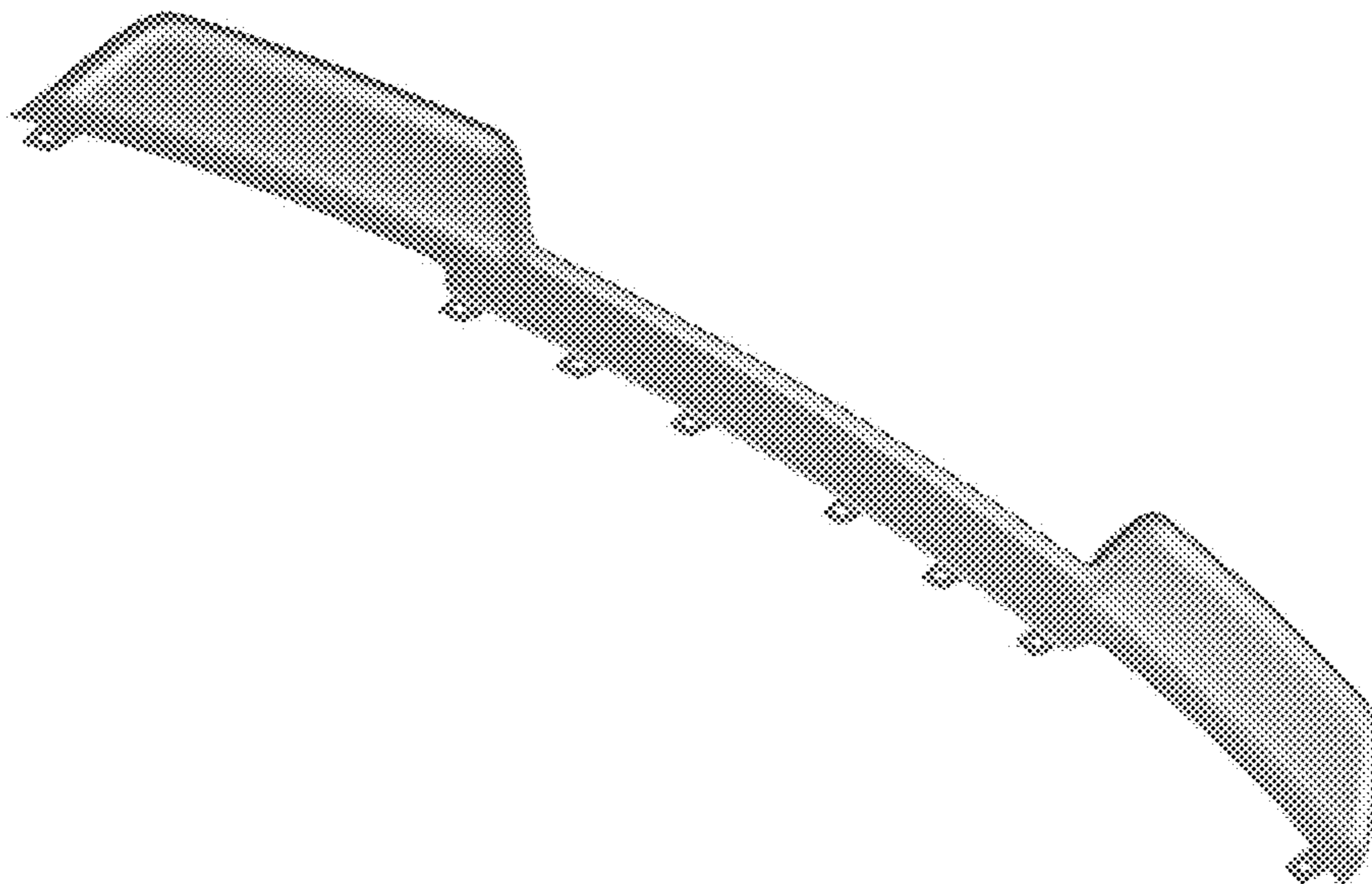
(57) **CLAIM**

The ornamental design for a vehicle rear lower bumper cover insert, as shown and described.

DESCRIPTION

FIG. 1 is a bottom, front, and left side perspective view of a vehicle rear lower bumper cover insert showing our new design;
FIG. 2 is a top, front, and left side perspective view thereof;
FIG. 3 is a top, rear, and left side perspective view thereof;
FIG. 4 is a front elevational view thereof;
FIG. 5 is a rear elevational view thereof;
FIG. 6 is a left side elevational view thereof;
FIG. 7 is a right side elevational view thereof;
FIG. 8 is a top plan view thereof; and,
FIG. 9 is a bottom plan view thereof.

1 Claim, 9 Drawing Sheets






Figure 1




Figure 2




Figure 3




Figure 4




Figure 5




Figure 6




Figure 7




Figure 8

Figure 9

