



US00D811272S

(12) **United States Design Patent** (10) **Patent No.:** **US D811,272 S**  
**Munakata et al.** (45) **Date of Patent:** **\*\* Feb. 27, 2018**

- (54) **AUTOMOBILE AND/OR TOY REPLICA THEREOF**
- (71) Applicant: **Nissan Motor Co., Ltd.**, Yokohama, Kanagawa (JP)
- (72) Inventors: **Kenichi Munakata**, Tokyo (JP); **Jaesang Lee**, Tokyo (JP)
- (73) Assignee: **Nissan Motor Co., Ltd.**, Yokohama (JP)

- JP D1479076 S 9/2013
- JP D1484089 S 11/2013
- JP D1484324 S 11/2013
- JP D1484962 S 11/2013
- JP D1487977 S 1/2014
- JP D1495369 S 4/2014
- JP D1496695 S 5/2014
- JP D1488541 S 6/2014
- JP D1496827 S 6/2014
- JP D1498942 S 6/2014

(Continued)

- (\*\*) Term: **15 Years**
- (21) Appl. No.: **29/534,344**
- (22) Filed: **Jul. 28, 2015**

(30) **Foreign Application Priority Data**

Jan. 30, 2015 (JP) ..... 2015-001777

- (51) **LOC (11) Cl.** ..... **12-08**
- (52) **U.S. Cl.**  
USPC ..... **D12/92**
- (58) **Field of Classification Search**  
USPC ..... D12/86, 90-92, 88; D21/421, 433, 434;  
296/181.1, 181.5  
CPC ..... B62D 35/00; B62D 25/00; B62D 25/06;  
B62D 33/00  
See application file for complete search history.

(56) **References Cited**

**U.S. PATENT DOCUMENTS**

- D695,645 S 12/2013 Tase et al.
- D710,761 S \* 8/2014 Endo ..... D12/92
- D718,662 S \* 12/2014 Ishizuka ..... D12/92

**FOREIGN PATENT DOCUMENTS**

- JP D1443491 S 6/2012
- JP D1461082 S 2/2013
- JP D1466756 S 4/2013

**OTHER PUBLICATIONS**

Japanese Design Registration No. D1488583, published Jan. 27, 2014, Secret Design, in the Office Action for the corresponding Japanese Design Application No. 2015-001777 on Jun. 16, 2015.

*Primary Examiner* — Melody N Brown

(74) *Attorney, Agent, or Firm* — Global IP Counselors, LLP

(57) **CLAIM**



The ornamental design for an automobile and/or toy replica thereof, as shown and described.

**DESCRIPTION**

FIG. 1 is a front elevational view of an automobile and/or toy replica thereof showing our new design; FIG. 2 is a top plan view thereof; FIG. 3 is a right side elevational view thereof; FIG. 4 is a left side elevational view thereof; FIG. 5 is a front and left side perspective view thereof; FIG. 6 is a rear and right side perspective view thereof; and, FIG. 7 is a rear elevational view thereof.

The hidden surfaces from the bottom, obscured by a rear bumper, the wheels, and inside the wheel wells, but visible in the figures form no part of the claimed design. The broken line showings on the radiator grill is for the purpose of illustrating environmental structure and form no part of the claimed design.

**1 Claim, 7 Drawing Sheets**



(56)

**References Cited**

FOREIGN PATENT DOCUMENTS

JP	D1501999 S	7/2014
JP	D1492745 S	8/2014
JP	D1510477 S	11/2014
JP	D1488128 S	1/2015
JP	D1488575 S	1/2015
JP	D1517025 S	2/2015
JP	D1520645 S	3/2015
JP	D1524181 S	5/2015
JP	D1501258 S	6/2015
JP	D1526532 S	6/2015

\* cited by examiner




FIG. 1




FIG. 2

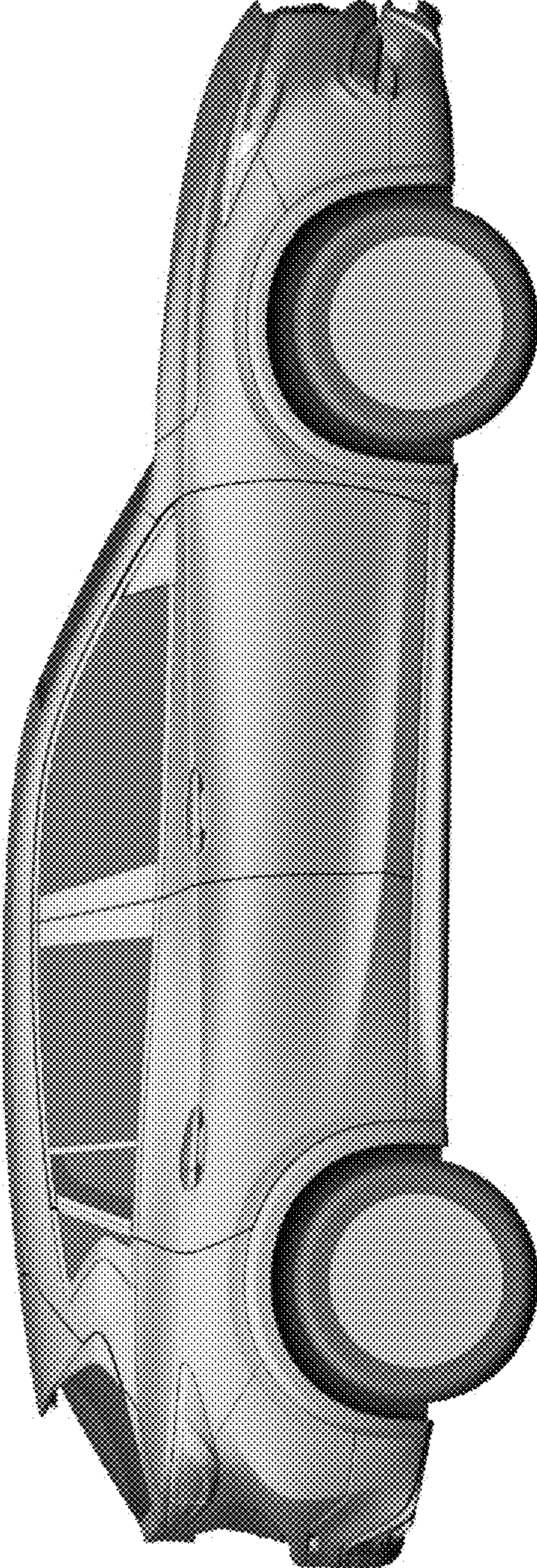


FIG. 3




FIG. 4



FIG. 5

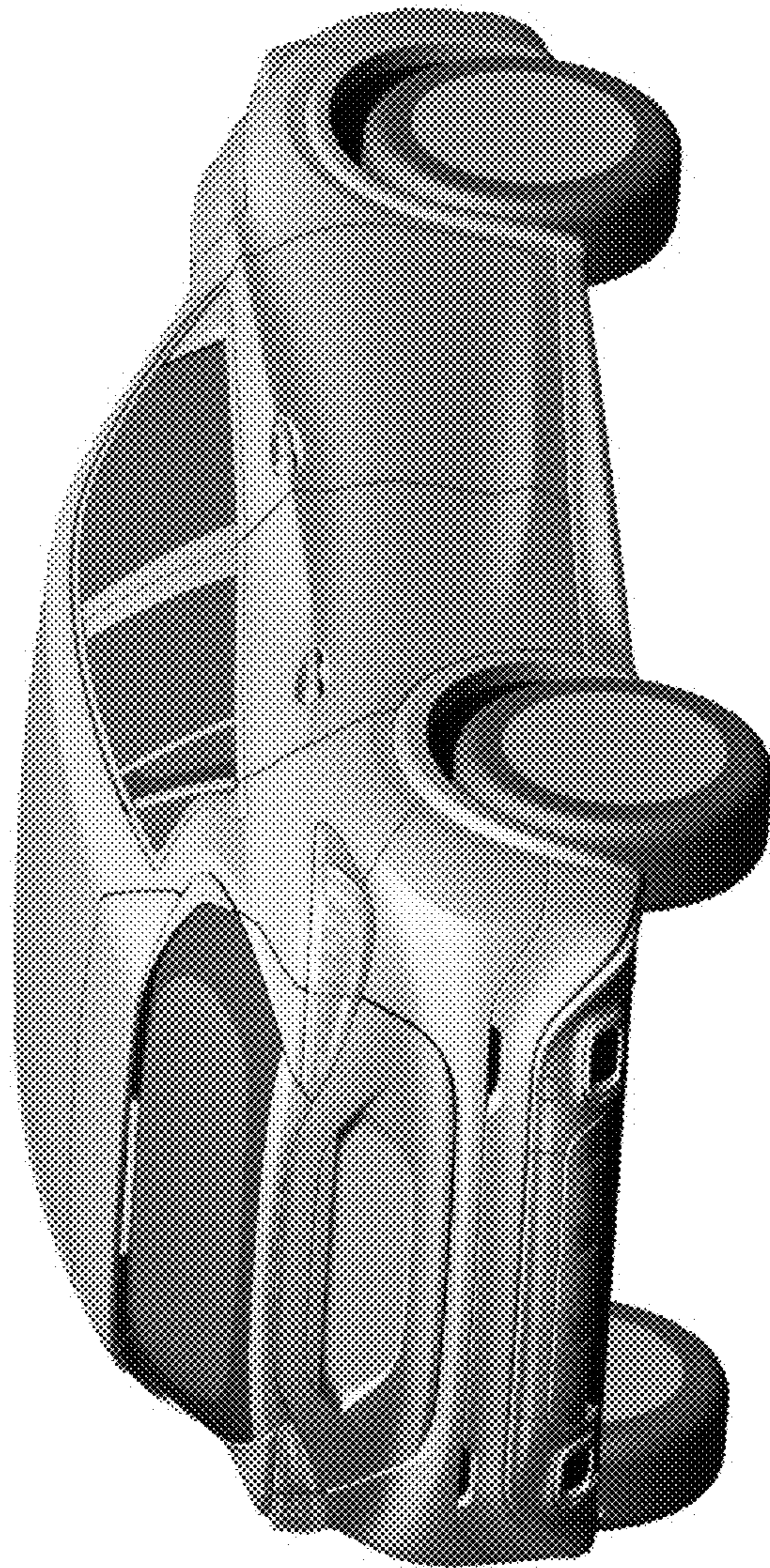


FIG. 6






FIG. 7