



US00D811269S

(12) **United States Design Patent**
Thompson et al.

(10) **Patent No.:** **US D811,269 S**
(45) **Date of Patent:** **** Feb. 27, 2018**

- (54) **VEHICLE BODY EXTERIOR**
- (71) Applicant: **GM GLOBAL TECHNOLOGY OPERATIONS LLC**, Detroit, MI (US)
- (72) Inventors: **Justin James Thompson**, Clarinda (AU); **Peter William Hughes**, Pascoe Vale (AU)
- (73) Assignee: **GM Global Technology Operations LLC**, Detroit, MI (US)

- D608,690 S 1/2010 Folden et al.
- D608,691 S 1/2010 Zak, Jr. et al.
- D609,608 S 2/2010 Boniface et al.
- D611,387 S 3/2010 Thompson et al.
- D611,879 S 3/2010 Kim et al.
- D612,297 S 3/2010 Peters et al.
- D613,645 S 4/2010 Song et al.
- D615,458 S 5/2010 Thompson et al.
- D618,595 S 6/2010 Ware et al.
- D623,090 S 9/2010 Cox et al.
- D627,262 S 11/2010 Ikeda et al.
- D635,488 S 4/2011 Phipps
- D644,147 S 8/2011 Suh et al.

(Continued)

(**) Term: **15 Years**

Primary Examiner — Melody N Brown

(21) Appl. No.: **29/559,204**

(74) *Attorney, Agent, or Firm* — Reising Ethington P.C.

(22) Filed: **Mar. 25, 2016**

(57) **CLAIM**

(51) **LOC (11) Cl.** **12-08**

The ornamental design for a vehicle body exterior, as shown and described.

(52) **U.S. Cl.**

USPC **D12/91**

(58) **Field of Classification Search**

USPC D12/86, 90–92; D21/421, 433, 434; 296/181.1, 181.5

CPC B62D 35/00; B62D 25/00; B62D 25/06; B62D 33/00

See application file for complete search history.

DESCRIPTION

FIG. 1 is a front elevational view of a vehicle body exterior showing our new design;

FIG. 2 is a front and left side perspective view thereof;

FIG. 3 is a left side elevational view thereof, the right side is a substantially a mirror image thereof;

FIG. 4 is a top plan view thereof;

FIG. 5 is a rear elevational view thereof;

FIG. 6 is a front elevational view of a vehicle body exterior showing a second embodiment of our new design;

FIG. 7 is a front and left side perspective view of FIG. 6;

FIG. 8 is a left side elevation view of FIG. 6, the right side is substantially a mirror image of that side shown in FIG. 6;

FIG. 9 is a top plan view of FIG. 6; and,

FIG. 10 is a rear elevational view of FIG. 6.


The broken lines shown in the drawings depict portions of the vehicle body exterior that form no part of the claimed design.

(56) **References Cited**

U.S. PATENT DOCUMENTS

- D570,742 S 6/2008 Takagi et al.
- D592,105 S 5/2009 Dean et al.
- D597,447 S 8/2009 Folden
- D600,595 S 9/2009 Nakamura et al.
- D601,925 S 10/2009 O'Donnell
- D603,755 S 11/2009 Peters
- D604,203 S 11/2009 O'Donnell
- D605,082 S 12/2009 Munson
- D605,083 S 12/2009 Manoogian, II et al.
- D605,977 S 12/2009 Zipfel et al.
- D605,978 S 12/2009 Wolff et al.
- D608,249 S 1/2010 Peters

1 Claim, 8 Drawing Sheets



(56)

References Cited

U.S. PATENT DOCUMENTS

D644,567 S	9/2011	Kozub	D732,431 S	6/2015	Loeb	
D657,718 S	4/2012	Zipfel et al.	D732,432 S	6/2015	Aengenheyster	
D659,052 S	5/2012	Ware et al.	D732,433 S	6/2015	Aengenheyster	
D659,053 S	5/2012	Ware et al.	D732,435 S	6/2015	Mackay	
D668,182 S	10/2012	Barba Franco et al.	D733,002 S	6/2015	Loeb	
D668,183 S	10/2012	Smart	D735,611 S	8/2015	Aengenheyster	
D678,820 S	3/2013	Son et al.	D735,627 S	8/2015	Smith	
D678,821 S	3/2013	Ikeda et al.	D736,451 S	8/2015	Smith	
D680,909 S	4/2013	Munson et al.	D739,306 S	9/2015	McMahan et al.	
D680,910 S	4/2013	David	D739,317 S	9/2015	McMahan et al.	
D684,899 S	6/2013	Baker	D741,223 S	10/2015	Kim et al.	
D686,536 S	7/2013	McCabe et al.	D743,309 S	11/2015	Thole et al.	
D692,798 S	11/2013	Thurber	D743,313 S	11/2015	Smith et al.	
D692,799 S	11/2013	Smith et al.	D743,314 S	11/2015	Thole et al.	
D696,157 S	12/2013	Loeb	D743,857 S	11/2015	McMahan et al.	
D699,629 S	2/2014	Ikeda et al.	D744,158 S	11/2015	Willett et al.	
D700,871 S	3/2014	O'Donnell et al.	D745,086 S	12/2015	Finos et al.	
D703,103 S	4/2014	Lee	D745,719 S	12/2015	Boniface et al.	
D704,103 S	5/2014	Mack et al.	D745,725 S	12/2015	McMahan et al.	
D705,132 S	5/2014	Ware et al.	D745,726 S	12/2015	McMahan et al.	
D705,699 S	5/2014	Ware et al.	D745,837 S	12/2015	Smith et al.	
D713,298 S	9/2014	Dyson	D746,726 S	1/2016	Smith et al.	
D713,764 S	9/2014	Ferlazzo et al.	D746,727 S	1/2016	Smith et al.	
D716,696 S	11/2014	Thole et al.	D746,728 S	1/2016	Smith et al.	
D716,706 S	11/2014	Thole et al.	D746,729 S	1/2016	Boniface et al.	
D716,709 S	11/2014	Thole et al.	D746,730 S	1/2016	Kim et al.	
D717,696 S	11/2014	Thole et al.	D747,514 S	1/2016	McMahan et al.	
D718,189 S	11/2014	Krieg et al.	D747,515 S	1/2016	McMahan et al.	
D718,683 S	12/2014	Thole et al.	D747,819 S	1/2016	Thole et al.	
D722,282 S	2/2015	Loeb	D749,021 S	2/2016	Boniface et al.	
D722,533 S	2/2015	Thole et al.	D749,026 S	2/2016	Smith et al.	
D722,534 S	2/2015	Munson et al.	D749,027 S	2/2016	McMahan et al.	
D724,510 S	3/2015	McMahan et al.	D749,246 S	2/2016	Thole et al.	
D725,001 S	3/2015	McMahan et al.	D749,249 S	2/2016	Thole et al.	
D726,591 S	4/2015	Jacob	D749,250 S	2/2016	Thole et al.	
D730,776 S	6/2015	Smart	D749,985 S	2/2016	Kozub et al.	
D730,783 S	6/2015	Henriques et al.	D749,997 S	2/2016	McMahan et al.	
D732,427 S	6/2015	Loeb	D750,001 S	2/2016	Thole et al.	
D732,429 S	6/2015	Loeb	D780,067 S *	2/2017	Zipfel	D12/91
D732,430 S	6/2015	Loeb	D780,631 S *	3/2017	Kozub	D12/91
			D797,603 S *	9/2017	Noone	D12/91

* cited by examiner

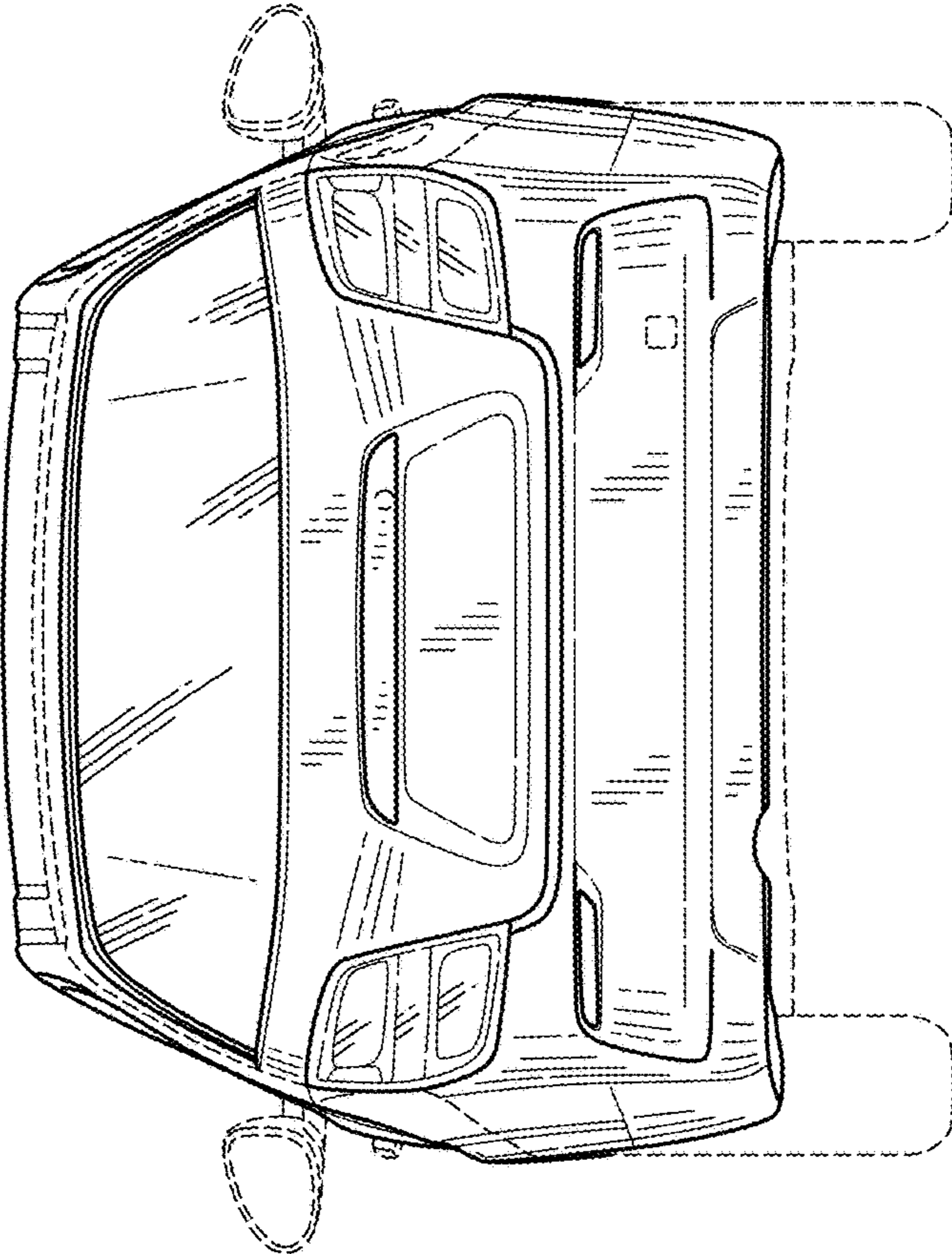


FIG. 5

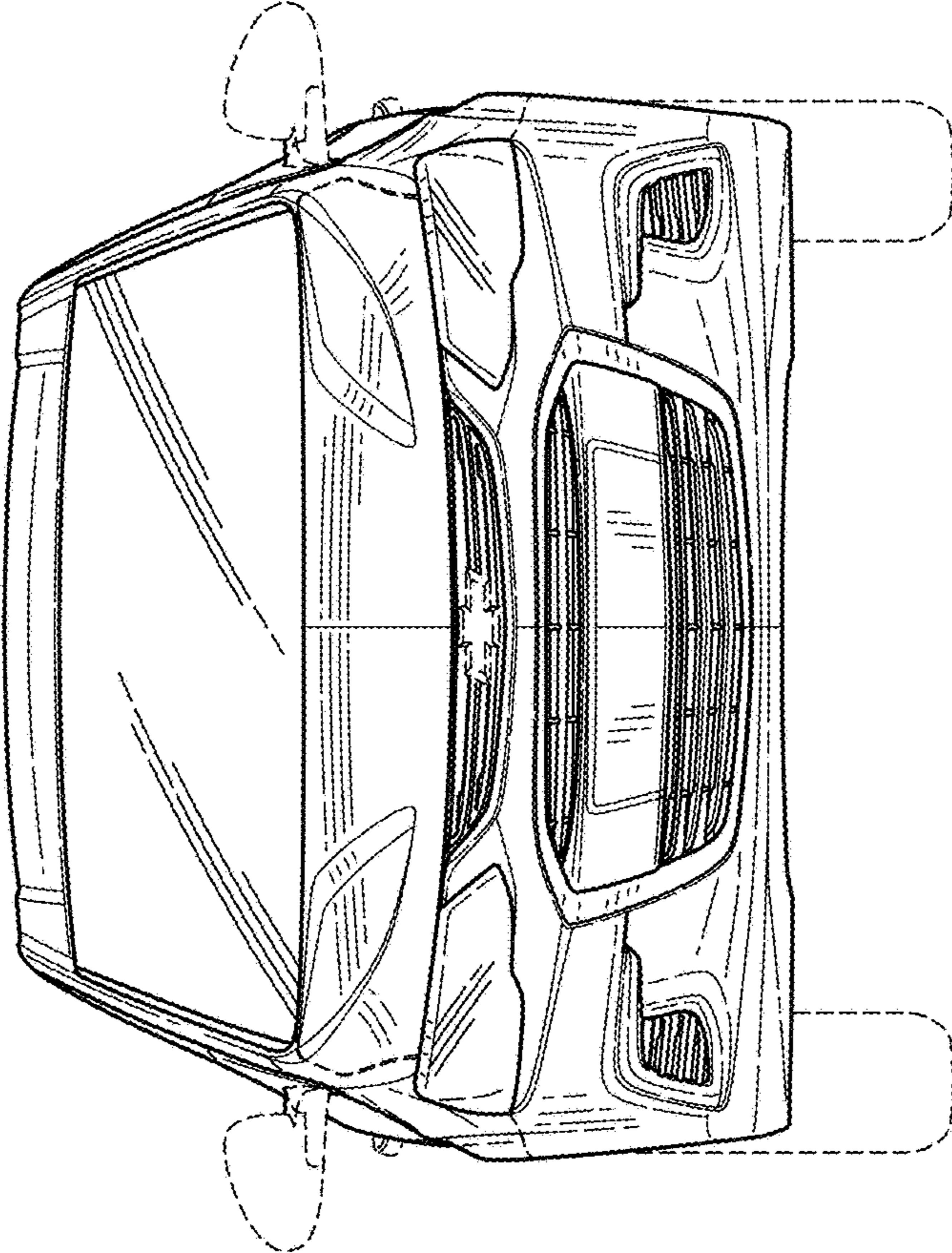


FIG. 1

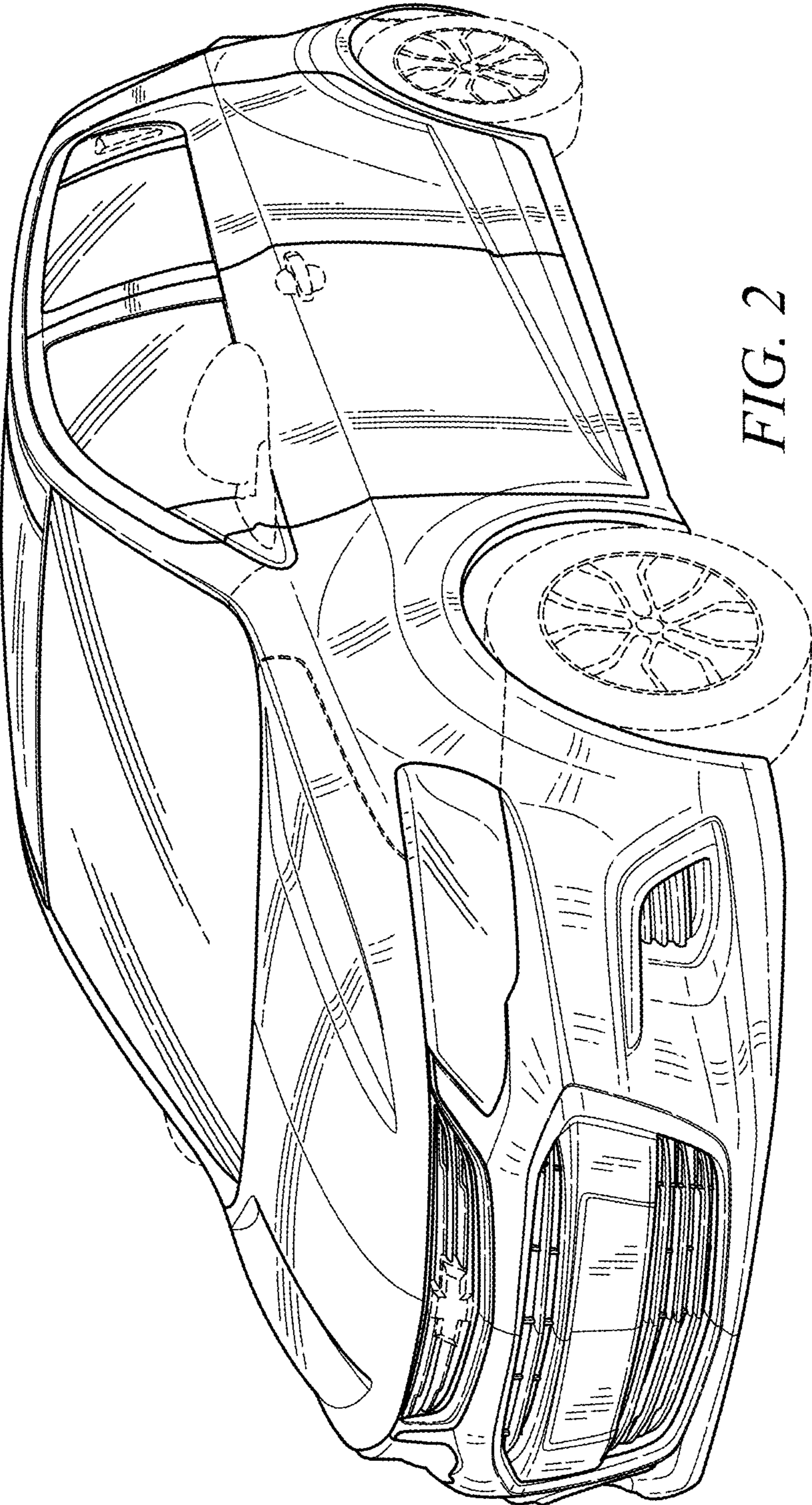


FIG. 2

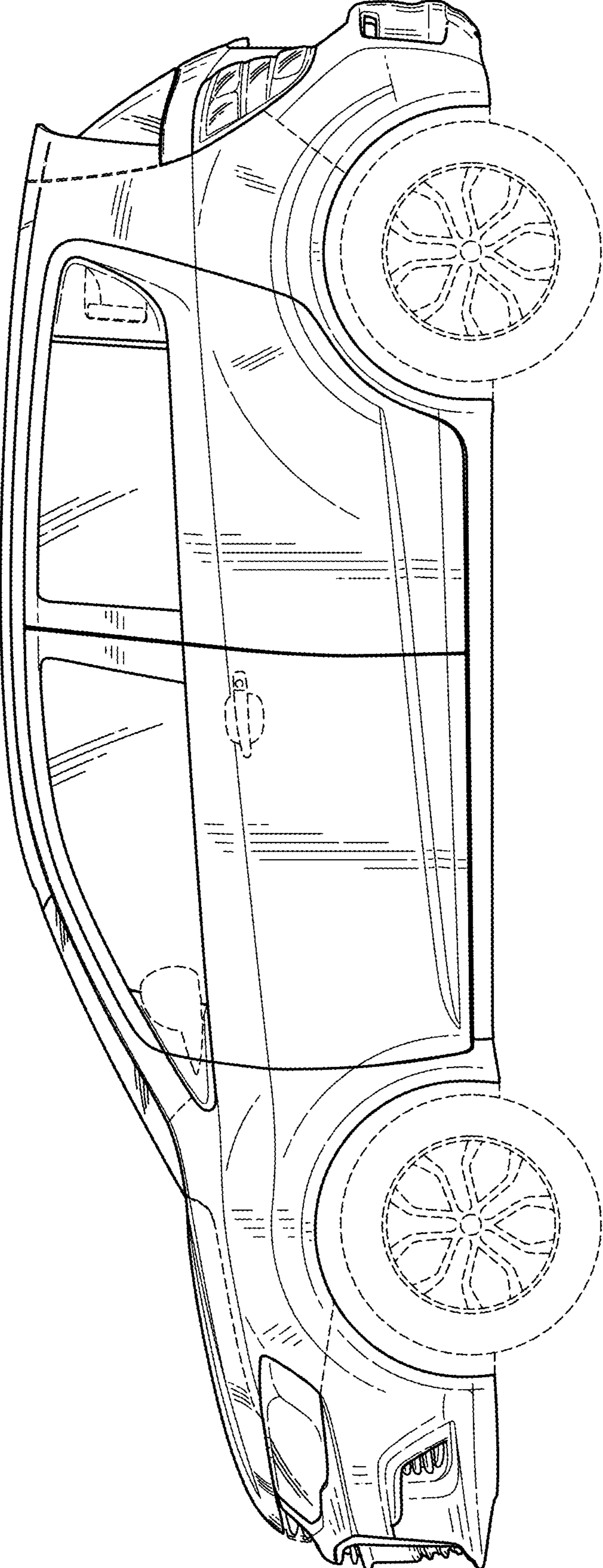


FIG. 3

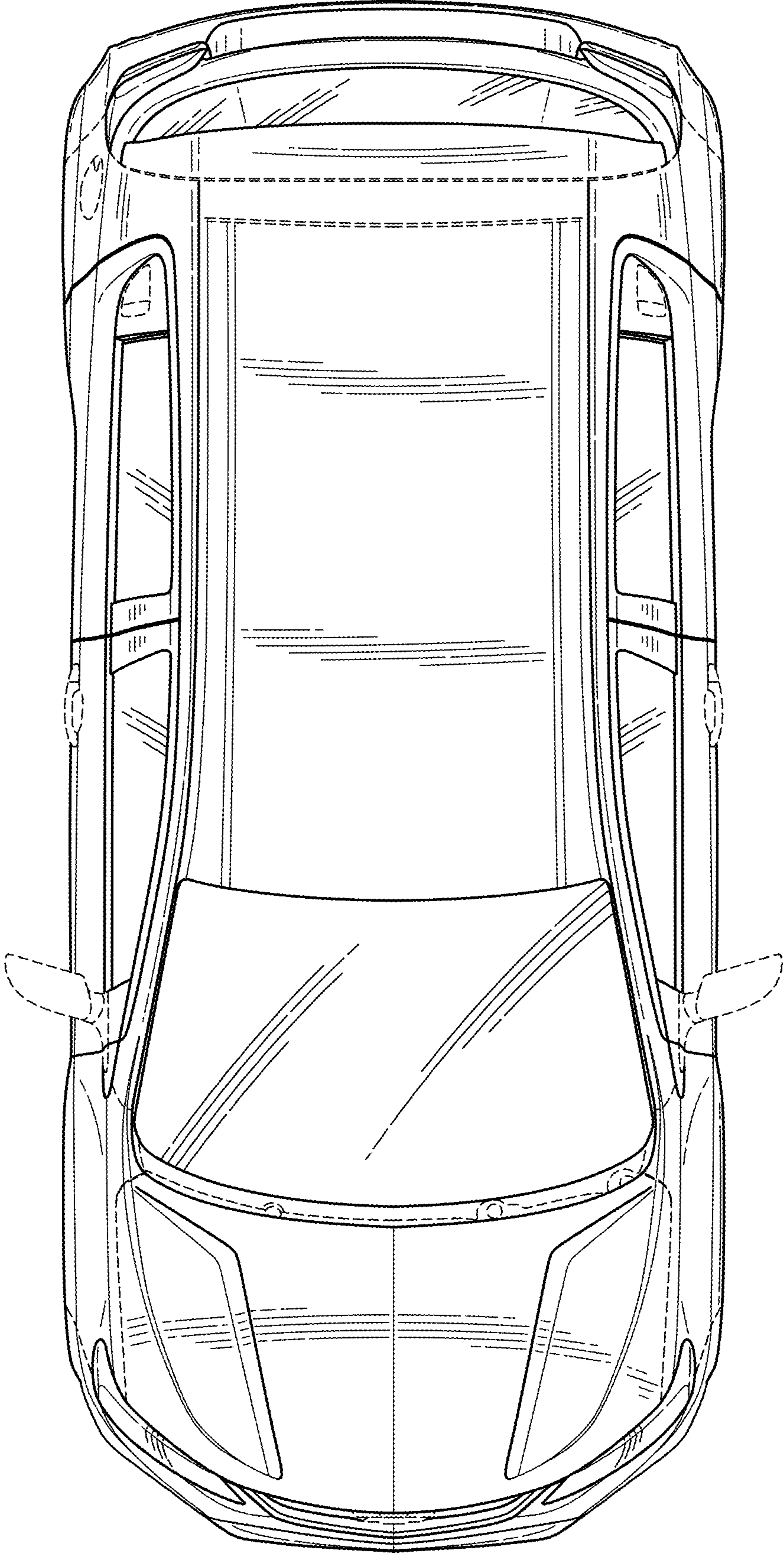


FIG. 4

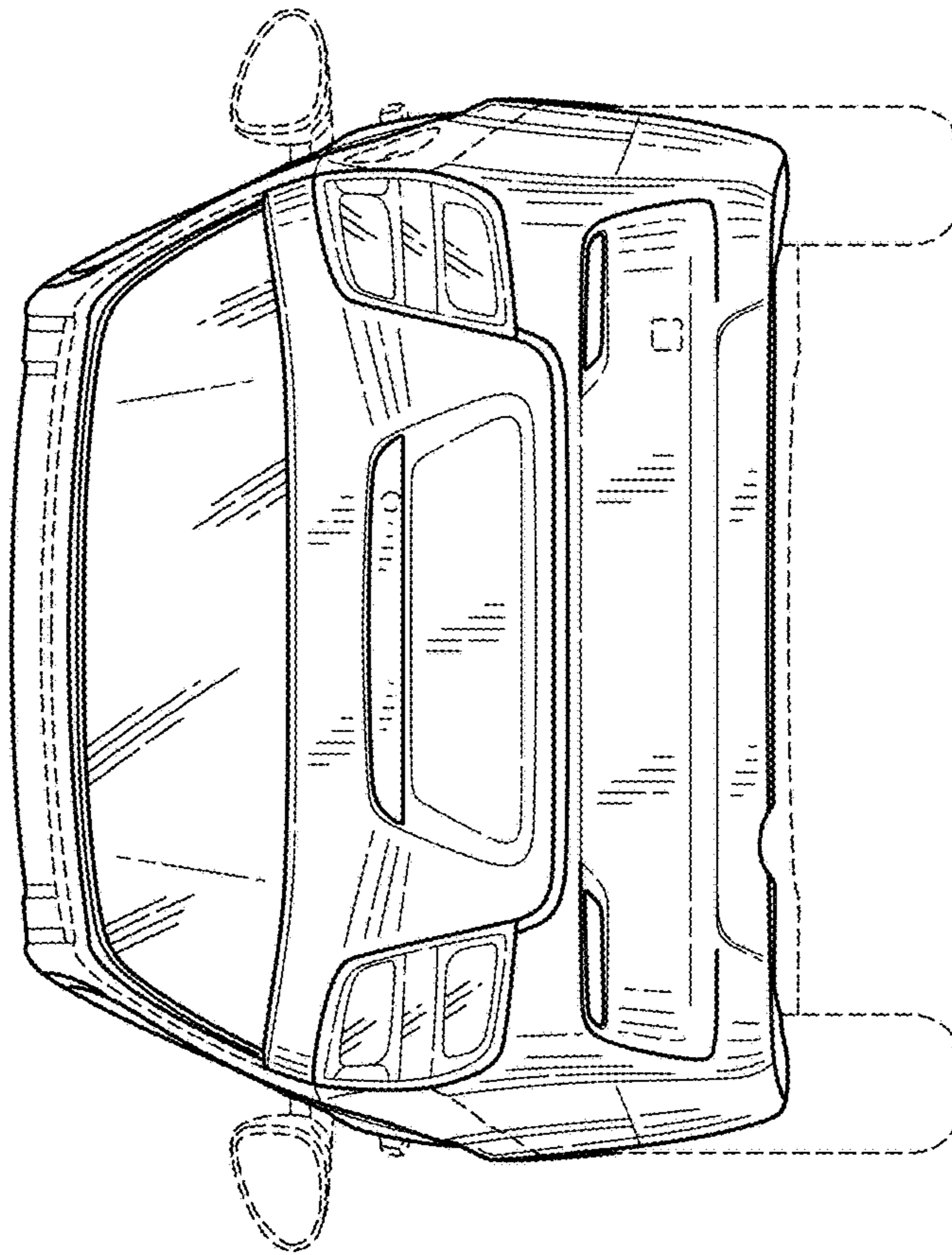


FIG. 10

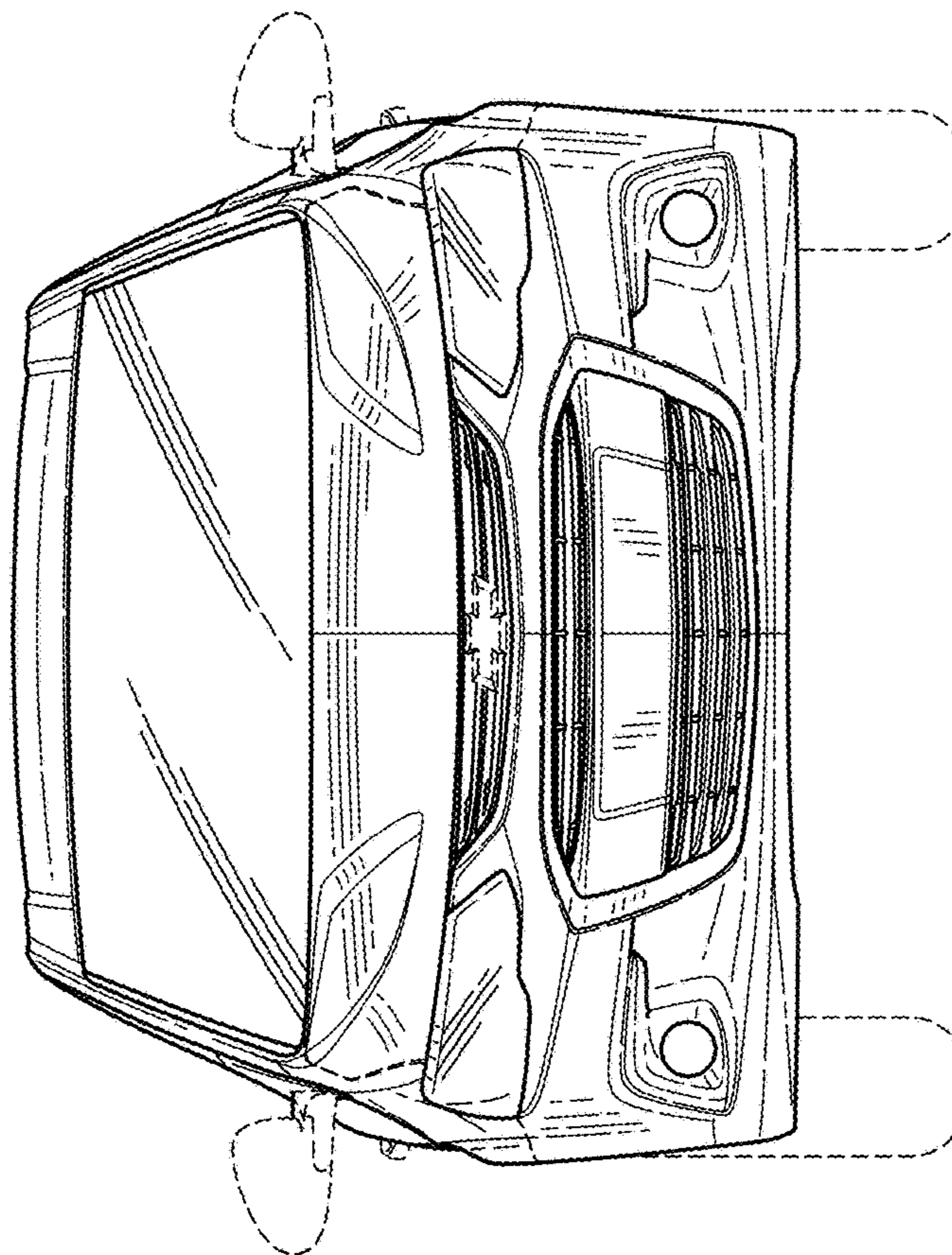


FIG. 6

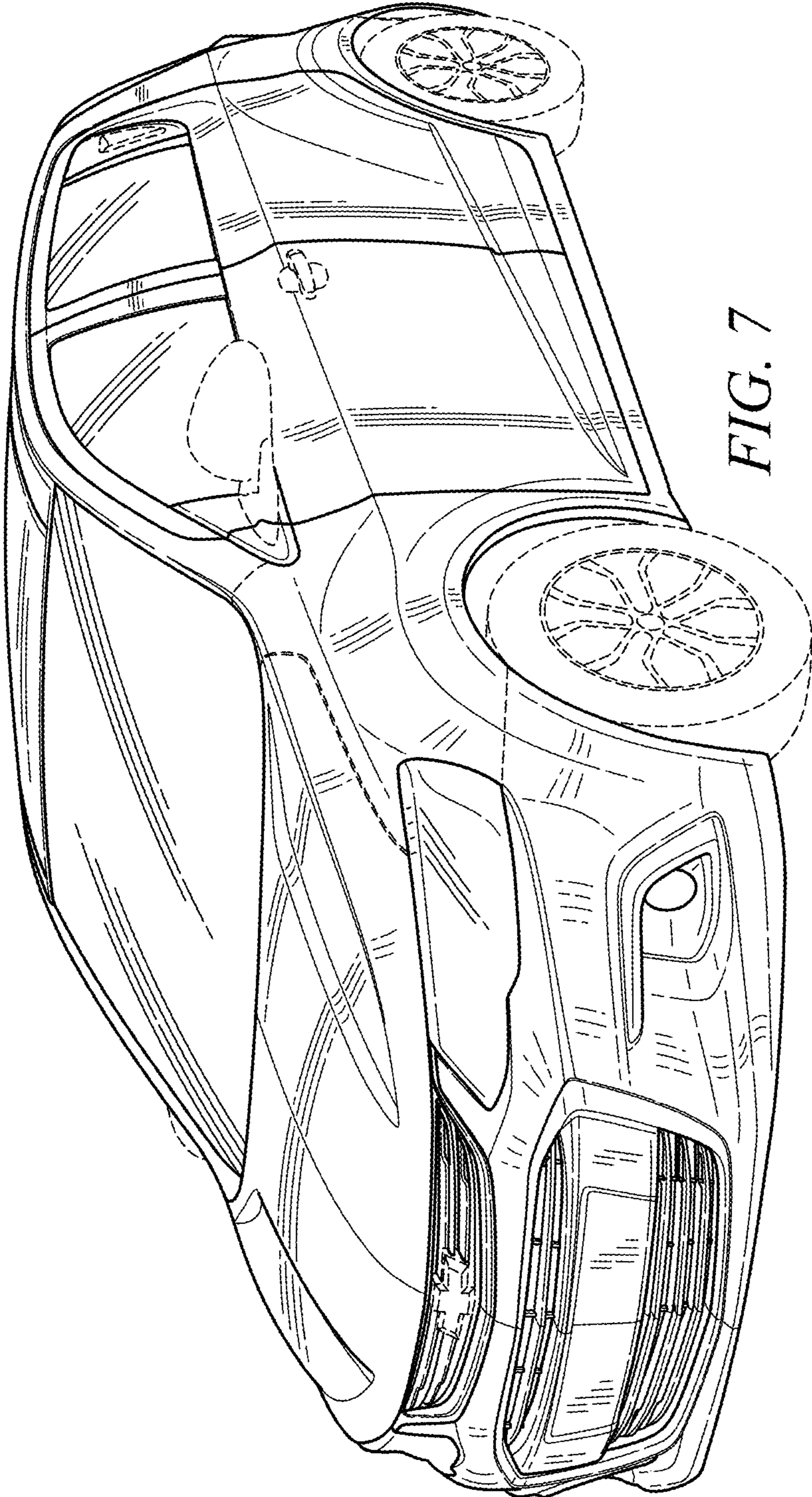


FIG. 7

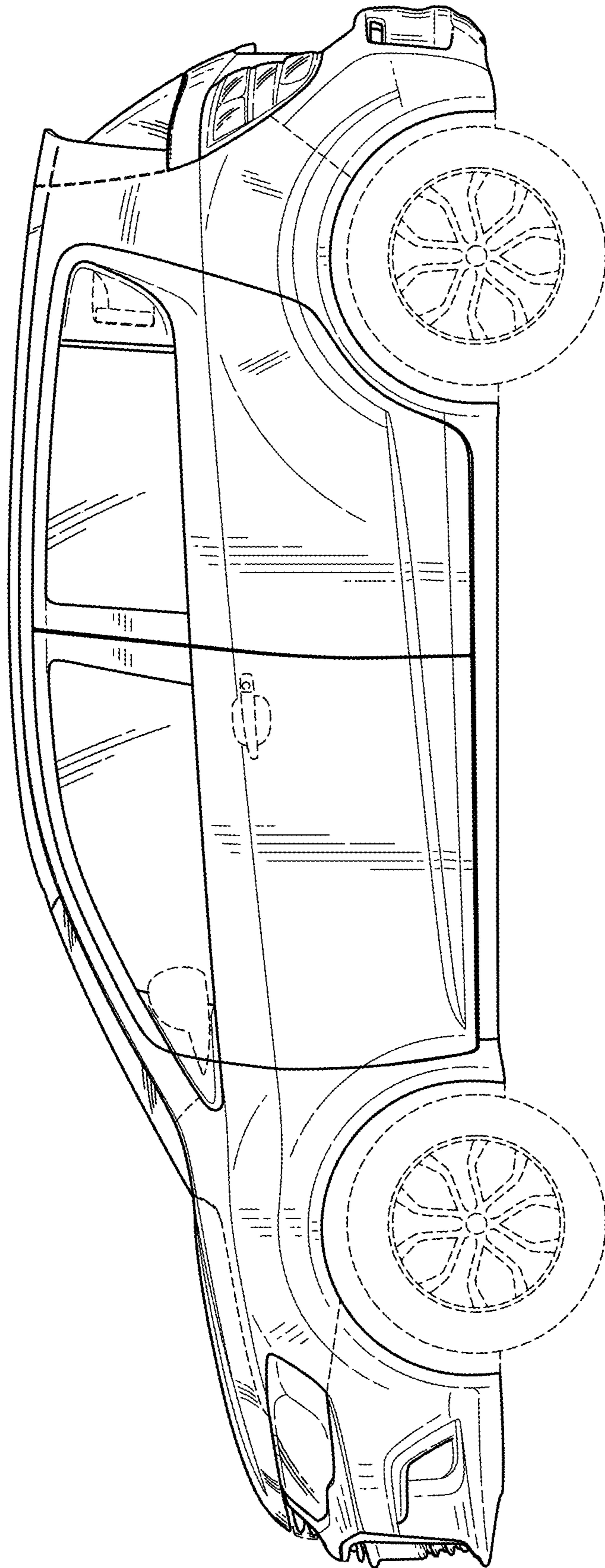


FIG. 8

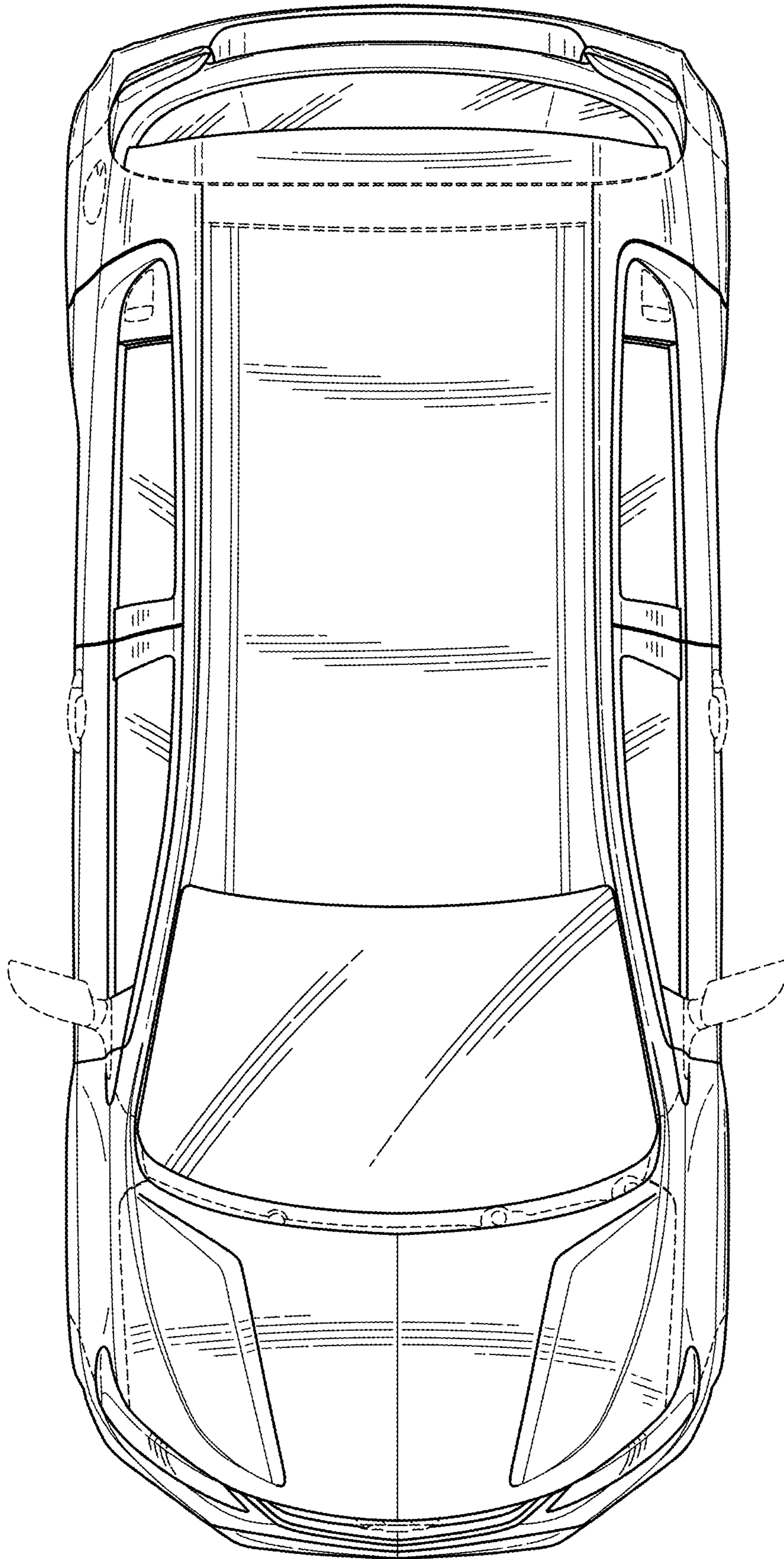


FIG. 9