



US00D811234S

(12) **United States Design Patent** (10) **Patent No.:** **US D811,234 S**
Liu et al. (45) **Date of Patent:** **** Feb. 27, 2018**

(54) **PACKAGING CASE**

(71) Applicant: **SHENZHEN ROYOLE TECHNOLOGIES CO. LTD.**,
Shenzhen (CN)

(72) Inventors: **Chang Liu**, Shenzhen (CN); **Jianxiong Wu**, Shenzhen (CN); **Tianyu Hu**, Shenzhen (CN); **Zhaohui Li**, Shenzhen (CN)

(73) Assignee: **SHENZHEN ROYOLE TECHNOLOGIES CO. LTD.**,
Shenzhen (CN)

(**) Term: **15 Years**

(21) Appl. No.: **29/597,045**

(22) Filed: **Mar. 14, 2017**

(30) **Foreign Application Priority Data**

Sep. 14, 2016 (CN) 2016 3 0472040

(51) **LOC (11) Cl.** **09-01**

(52) **U.S. Cl.**
USPC **D9/600; D9/623; D9/432**

(58) **Field of Classification Search**
USPC D3/270, 271.1–271.4; D7/510, 514–520, D7/599, 604, 613, 619.2, 623, 628; D9/600, 614–629, 665, 667, 679, D9/414–418, 430–434; 206/457, 459.5, 206/527; 215/381–384, 400; D20/23, D20/28, 29; D14/485, 489, 492
CPC B65D 5/4258; B65D 81/60; B65D 81/365; B65D 81/366; B65D 81/368; B65D 2203/00; B65D 2203/02

See application file for complete search history.

(56) **References Cited**

U.S. PATENT DOCUMENTS

D453,682 S *	2/2002	Kusumi	D9/432
D589,346 S *	3/2009	Hall	D9/432
D664,040 S *	7/2012	Fan	D9/432
D687,706 S *	8/2013	Akana	D9/414
D690,592 S *	10/2013	Ding	D9/432
D764,288 S *	8/2016	Simonetti	D9/432
D775,666 S *	1/2017	Kim	D14/492
D779,511 S *	2/2017	Yang	D14/485

* cited by examiner

Primary Examiner — Sandra L Morris

(74) *Attorney, Agent, or Firm* — Shimokaji IP

(57) **CLAIM**

The ornamental design for a packaging case, as shown and described.

DESCRIPTION

FIG. 1 is a front side view of the packaging case in accordance with an embodiment of the present invention; FIG. 2 is a back side view of the packaging case depicted in FIG. 1; FIG. 3 is a left side view of the packaging case depicted in FIG. 1; FIG. 4 is a right side view of the packaging case depicted in FIG. 1; FIG. 5 is a top view of the packaging case depicted in FIG. 1; FIG. 6 is a bottom view of the packaging case depicted in FIG. 1; and, FIG. 7 is a front side perspective view of the packaging case depicted in FIG. 1.

The dotted lines shown in the drawings illustrate portions of the packaging case and form no part of the claimed design.

1 Claim, 5 Drawing Sheets





FIG.1



FIG.2




FIG.3



FIG.4

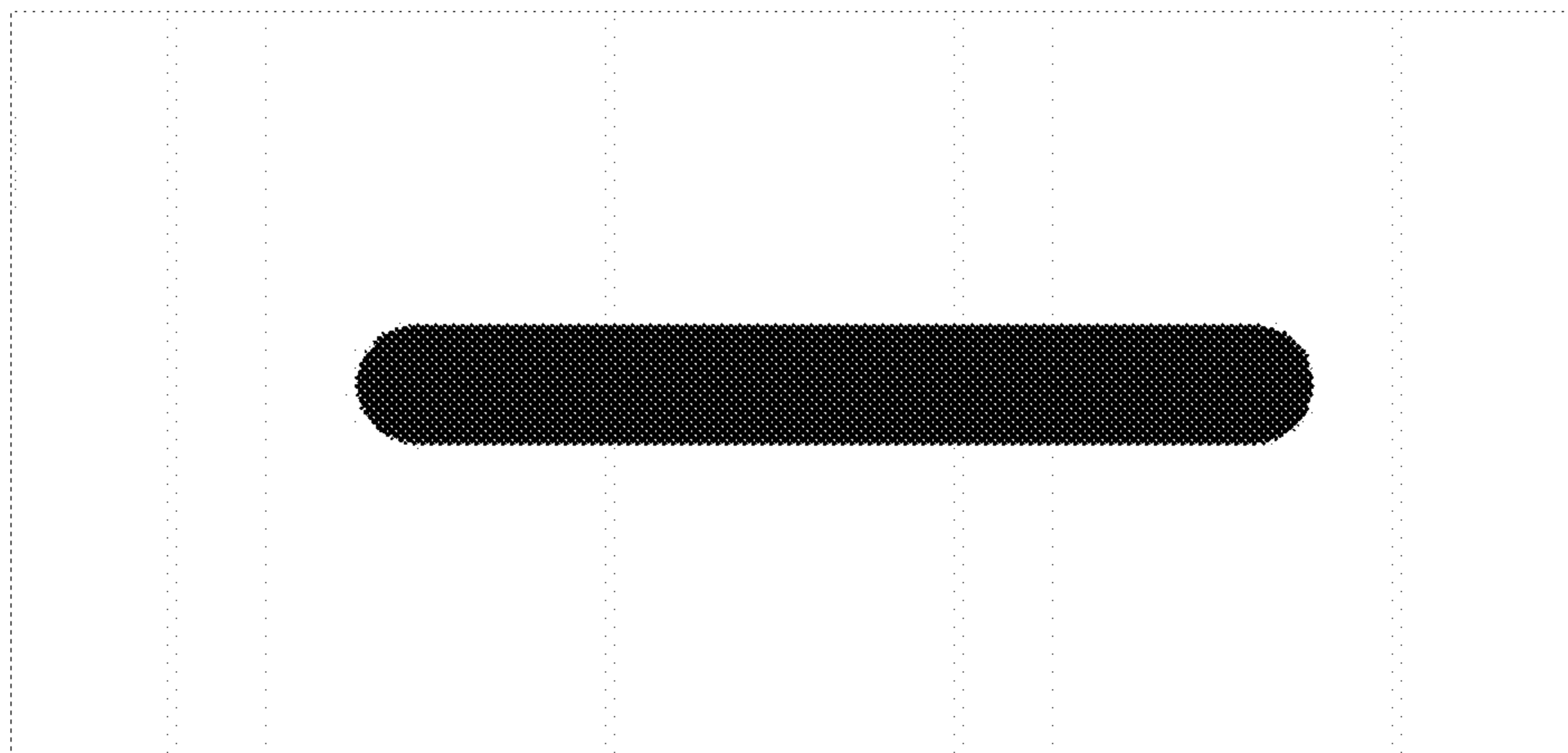


FIG.5




FIG. 6



FIG. 7