



US00D811183S

(12) **United States Design Patent** (10) **Patent No.:** **US D811,183 S**  
**Leys et al.** (45) **Date of Patent:** **\*\* \*Feb. 27, 2018**

(54) **WRENCH**  
(71) Applicant: **ENTEGRIS, INC.**, Billerica, MA (US)  
(72) Inventors: **John A. Leys**, Chaska, MN (US);  
**Michael Schleicher**, Victoria, MN  
(US); **Jeffrey J. McKenzie**, Watertown,  
MN (US)

1,303,157 A \* 5/1919 Brockway ..... B25B 13/48  
81/176.1  
1,444,216 A \* 2/1923 Sorensen ..... E21B 19/161  
81/179  
1,836,716 A 12/1931 Huthsing  
1,870,612 A \* 8/1932 De Schebeko ..... B25B 13/04  
54/16  
D105,337 S \* 7/1937 McNaught ..... 81/124.4  
(Continued)

(73) Assignee: **Entegris, Inc.**, Billerica, MA (US)  
(\* ) Notice: This patent is subject to a terminal dis-  
claimer.  
(\*\* ) Term: **15 Years**

**FOREIGN PATENT DOCUMENTS**

DE 198 35 832 A 2/2000  
JP 2000-354973 A 12/2000  
(Continued)

(21) Appl. No.: **35/001,042**  
(22) Filed: **Jun. 30, 2015**

**OTHER PUBLICATIONS**

John A. Leys et al, High Torque Polymer Fittings, U.S. Appl. No.  
62/042,120, filed Aug. 26, 2014.

(80) **Hague Agreement Data**

Int. Filing Date: **Jun. 30, 2015**  
Int. Reg. No.: **DM/088610**  
Int. Reg. Date: **Jun. 30, 2015**  
Int. Reg. Pub. Date: **Dec. 25, 2015**

(Continued)

*Primary Examiner* — Elizabeth Albert  
(74) *Attorney, Agent, or Firm* — Entegris, Inc. Legal  
Dept.; Catherine D. Gates

(51) **LOC (11) Cl.** ..... **08-05**  
(52) **U.S. Cl.**  
USPC ..... **D8/27**

(57) **CLAIM**

The ornamental design for a wrench, as shown and  
described.

(58) **Field of Classification Search**  
USPC ..... D8/16, 17, 19, 21–29  
CPC ..... B25B 13/00; B25B 13/02; B25B 13/04;  
B25B 13/08; B25B 13/46; B25B 13/50  
See application file for complete search history.

**DESCRIPTION**

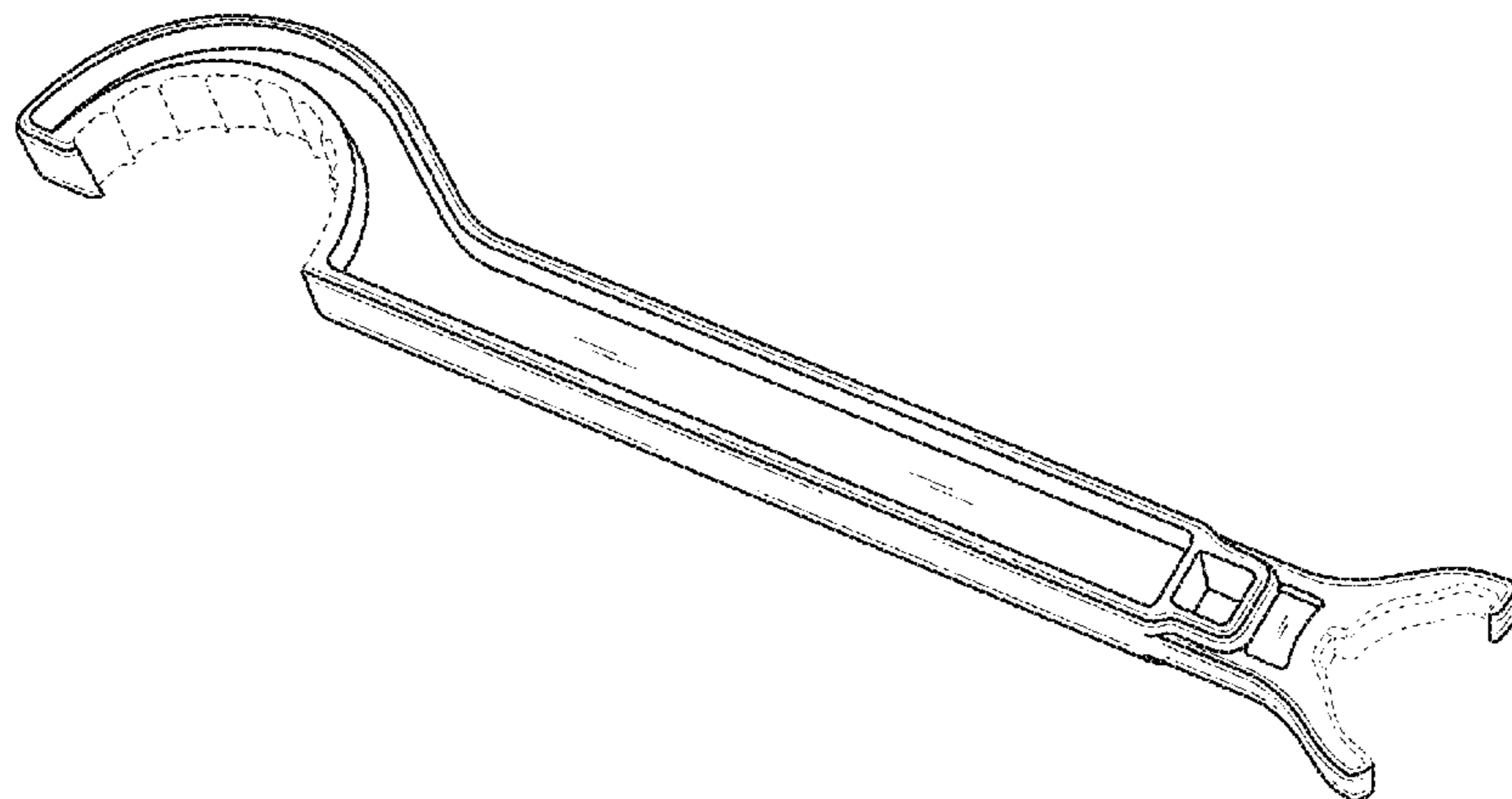
3. Wrench  
**3.1** : Perspective  
**3.2** : Front  
**3.3** : Back  
**3.4** : Top  
**3.5** : Bottom  
Fig. **3.6** is an enlarged left view thereof; and  
Fig. **3.7** is an enlarged right view thereof.  
The broken lines in Figs. **3.1** to **3.3** and **3.5** to **3.7** are  
included for the purpose of showing portions of the wrench  
that form no part of the claimed design.

(56) **References Cited**

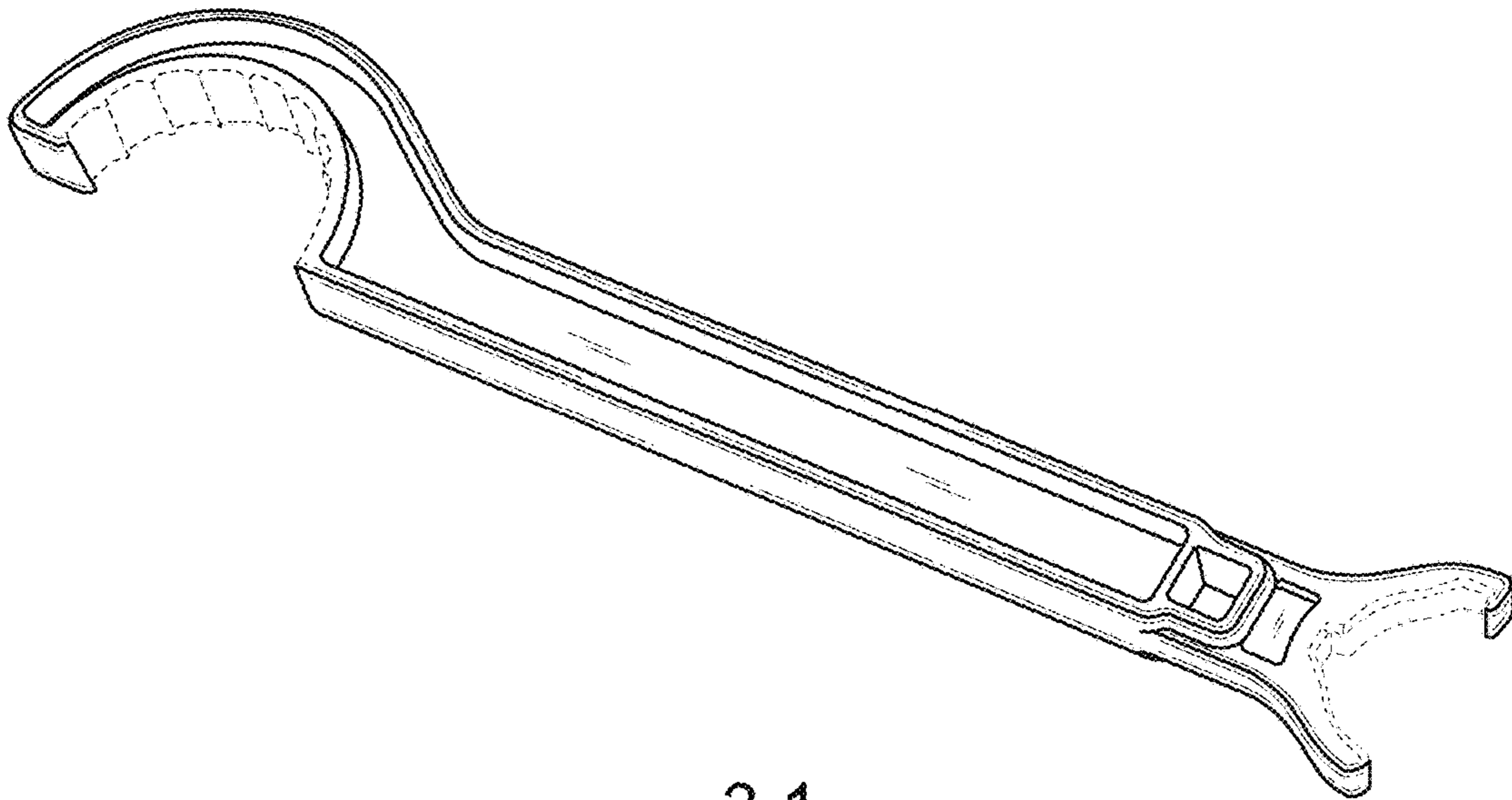
**U.S. PATENT DOCUMENTS**

463,137 A \* 11/1891 Carpenter ..... B25B 13/08  
81/125.1  
D32,401 S \* 3/1900 Conner ..... D8/28  
705,128 A \* 7/1902 Pease ..... B25B 13/46  
81/91.2  
D46,260 S \* 8/1914 Martin ..... D8/23  
D47,977 S \* 10/1915 White ..... D8/28

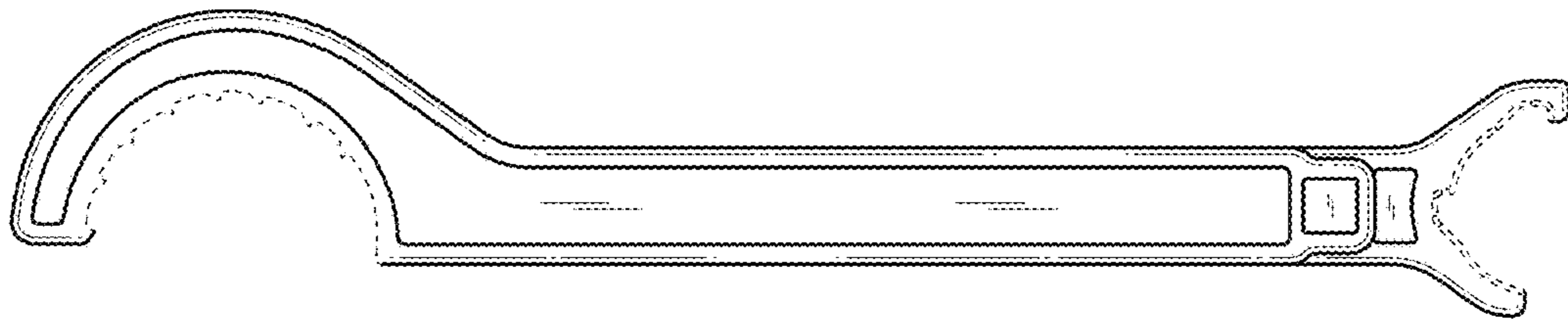
**1 Claim, 7 Drawing Sheets**



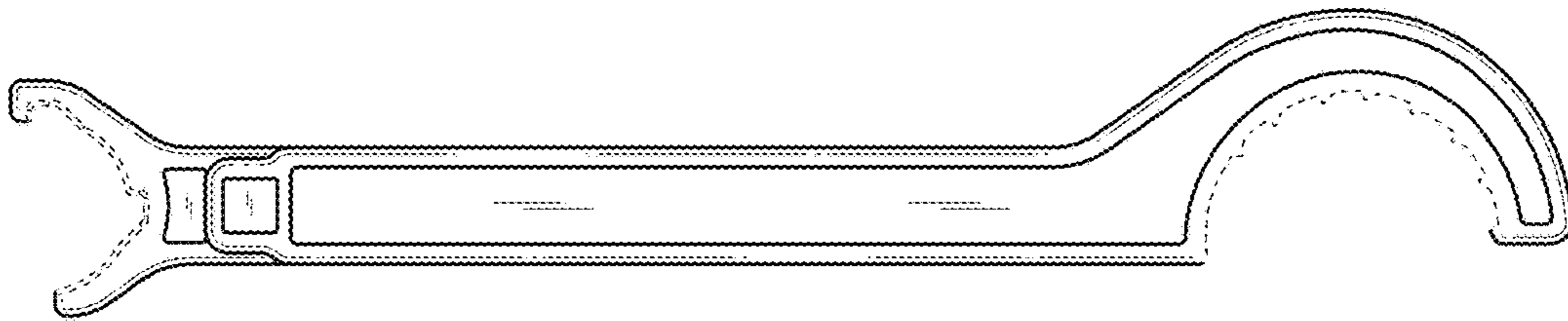




3.1



3.2




3.3



3.4

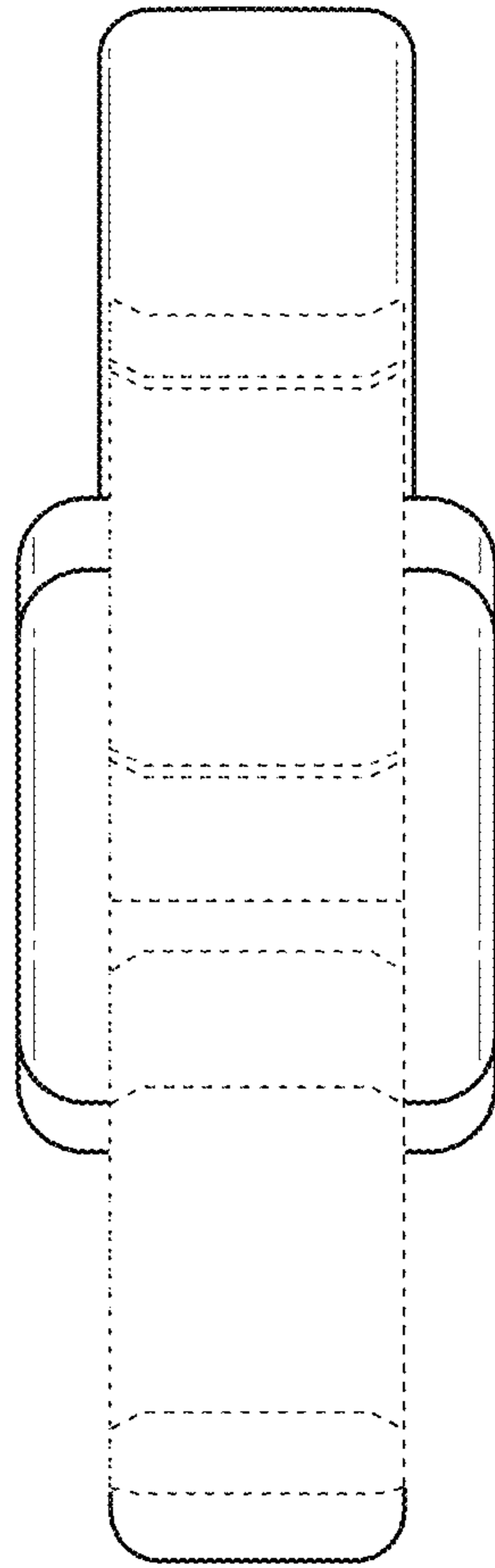


3.5



3.6





3.7