



US00D811165S

(12) **United States Design Patent** (10) **Patent No.:** **US D811,165 S**
Sadtler (45) **Date of Patent:** **** Feb. 27, 2018**

(54) **GAS COOKTOP GRATING**
(71) Applicants: **BSH Home Appliances Corporation**,
Irvine, CA (US); **BSH Hausgeräte**
GmbH, Munich (DE)
(72) Inventor: **Graham Sadtler**, Huntington Beach,
CA (US)
(73) Assignees: **BSH Hausgeräte GmbH**, Munich
(DE); **BSH Home Appliances**
Corporation, Irvine, CA (US)

D628,017 S * 11/2010 Funnell D7/408
D633,337 S * 3/2011 Funnell, II D7/408
D634,579 S * 3/2011 Funnell, II D7/346
D669,728 S * 10/2012 Funnell, II D7/340
D697,358 S * 1/2014 Kim D7/340
D722,820 S * 2/2015 Pionek D7/408
D738,683 S * 9/2015 Segers D7/408
D765,459 S * 9/2016 Shoemaker D7/339
D767,326 S * 9/2016 Shoemaker D7/339
D773,232 S * 12/2016 Shoemaker D7/339
2016/0025347 A1 * 1/2016 Cadima F23D 14/06
126/39 E

(**) Term: **15 Years**

* cited by examiner

(21) Appl. No.: **29/536,195**

Primary Examiner — Sheryl Lane
Assistant Examiner — Nicole C Shiflet

(22) Filed: **Aug. 14, 2015**

(74) *Attorney, Agent, or Firm* — Michael E. Tschupp;
Andre Pallapies; Brandon G. Braun

(51) **LOC (11) Cl.** **07-02**

(57) **CLAIM**

(52) **U.S. Cl.**
USPC **D7/408**

The ornamental design for a gas cooktop grating, as shown
and described.

(58) **Field of Classification Search**
USPC D7/407-409, 402, 339-341, 346-347,
D7/362; D23/397, 402
CPC F24C 15/107; F24C 15/12; F24C 15/36;
F24C 3/08; F24C 3/082; F24C 3/085;
F24C 7/067; F24C 7/062; F24C 7/082;
F24C 7/081; A47J 37/0709
See application file for complete search history.

DESCRIPTION

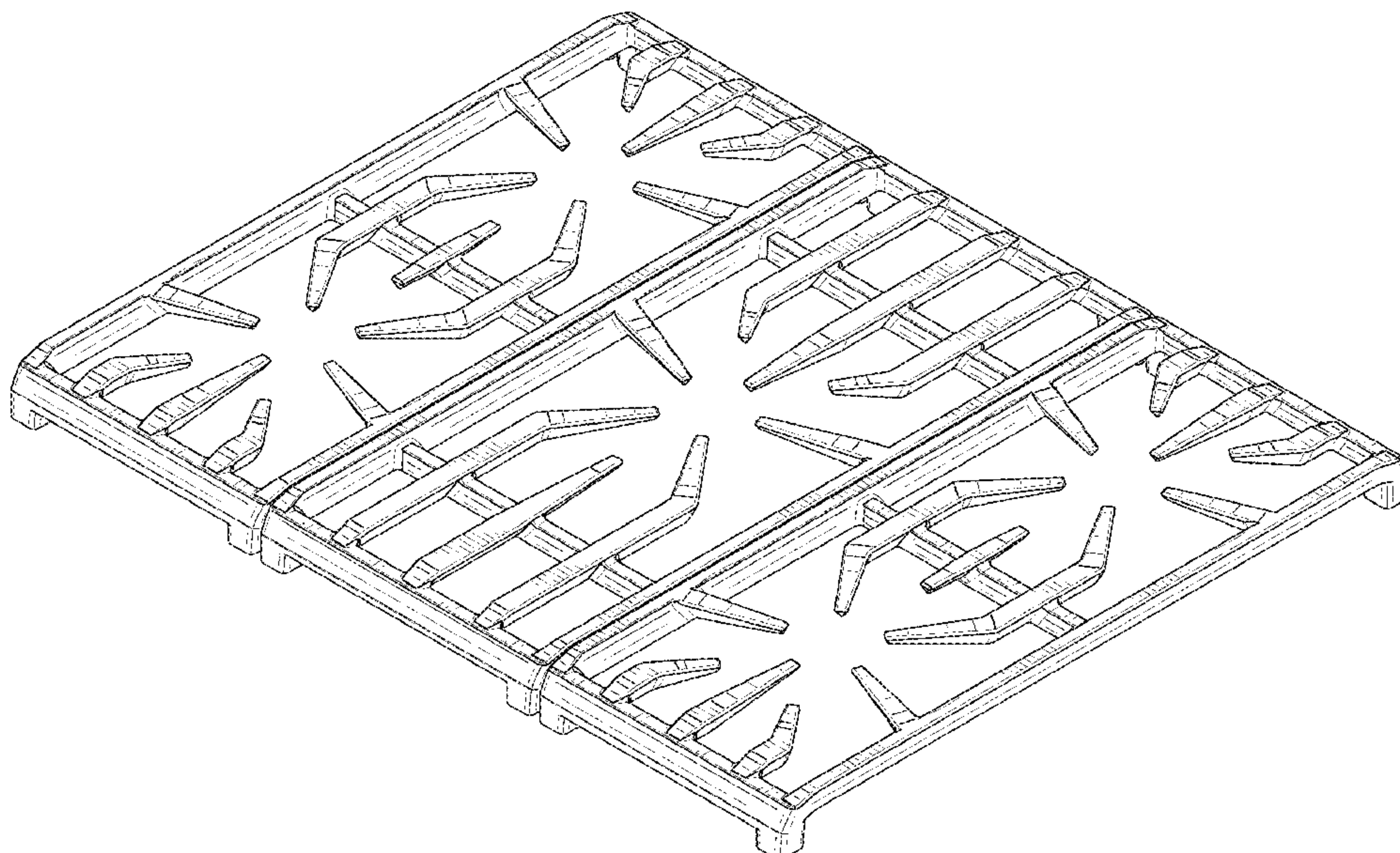
(56) **References Cited**

U.S. PATENT DOCUMENTS

D378,262 S * 3/1997 Sparks D7/408
D524,601 S * 7/2006 Vetter F24C 15/107
D7/408
D585,241 S * 1/2009 Geiger D7/408
D602,738 S * 10/2009 Bengtson D7/408
D616,695 S * 6/2010 Grey D7/340
D622,543 S * 8/2010 Funnell D7/408

FIG. 1 is a perspective view of a gas cooktop grating
showing an embodiment of my new ornamental design;
FIG. 2 is a front view thereof;
FIG. 3 is a top view thereof;
FIG. 4 is a left side view thereof, with the right side view
being a mirror image thereof;
FIG. 5 is a perspective view of a gas cooktop grating
showing a second embodiment of my new ornamental
design;
FIG. 6 is a front view thereof;
FIG. 7 is a top view thereof; and,
FIG. 8 is a left side view thereof, with the right side view
being a mirror image thereof.

1 Claim, 8 Drawing Sheets






FIG. 1

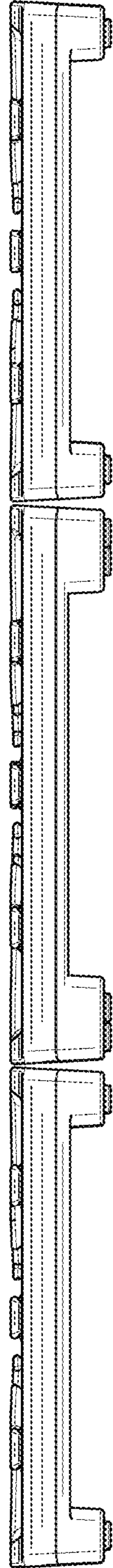



FIG. 2

FIG. 3






FIG. 4



FIG. 5

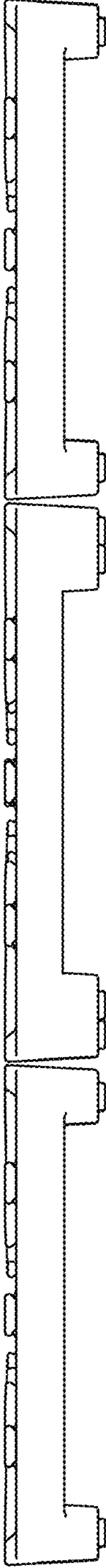


FIG. 6




FIG. 7

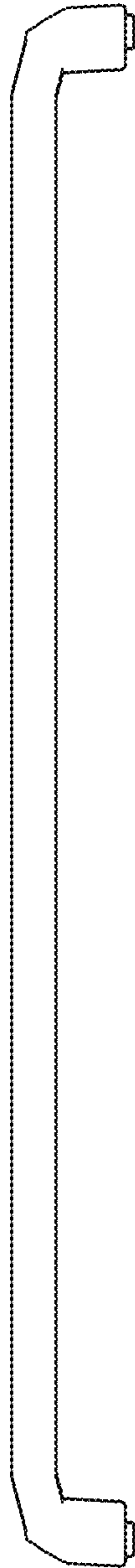


FIG. 8