



US00D811155S

(12) **United States Design Patent** (10) **Patent No.:** **US D811,155 S**
De' Longhi et al. (45) **Date of Patent:** **** Feb. 27, 2018**

(54) **SANDWICH MAKER**

(56) **References Cited**

(71) Applicant: **DE' LONGHI APPLIANCES SRL**
CON UNICO SOCIO, Treviso (IT)

U.S. PATENT DOCUMENTS

(72) Inventors: **Giuseppe De' Longhi**, Treviso (IT);
Francesco Fiorotto, Roncade (IT)

6,439,108 B1 *	8/2002	Wu	A47J 37/0611
				99/349
D527,941 S *	9/2006	Serra	D7/352
D528,350 S *	9/2006	McHutchison	D7/352
D546,619 S *	7/2007	McHutchison	D7/352
D588,858 S *	3/2009	Tetreault	D7/352
D622,538 S *	8/2010	Hoare	D7/352
D632,126 S *	2/2011	Tetreault	D7/352
D644,477 S *	9/2011	Burton	D7/352
D766,645 S *	9/2016	Koszylko	D7/352

(73) Assignee: **DE' LONGHI APPLIANCES S.R.L.**
CON UNICO SOCIO, Treviso (IT)

(**) Term: **15 Years**

* cited by examiner

(21) Appl. No.: **29/594,309**

Primary Examiner — Ricky Pham

(22) Filed: **Feb. 17, 2017**

(74) *Attorney, Agent, or Firm* — Marshall, Gerstein & Borun LLP

(30) **Foreign Application Priority Data**

Sep. 8, 2016 (EM) 3371558-0001

(51) **LOC (11) Cl.** **07-02**

(52) **U.S. Cl.**

USPC **D7/352**

(58) **Field of Classification Search**

USPC D7/323, 328–330, 337, 347, 352–364,
D7/367, 402, 409–411

CPC . A21B 5/023; A47J 27/60; A47J 27/62; A47J
37/04; A47J 37/06; A47J 37/067; A47J
37/0605; A47J 37/0611; A47J 37/0623;
A47J 37/0629; A47J 37/0676; A47J
2037/06; A47J 2037/0611; F24C 15/10;
F24C 15/102; H05B 6/02; H05B 6/062

See application file for complete search history.

(57) **CLAIM**

The ornamental design for a sandwich maker, as shown and described.

DESCRIPTION

FIG. 1 is a front, right-side, and top view of a sandwich maker showing the new design.

FIG. 2 is a front elevation view of the sandwich maker.

FIG. 3 is a back elevation view of the sandwich maker.

FIG. 4 is a left-side elevation view of the sandwich maker.


FIG. 5 is a right-side elevation view of the sandwich maker.

FIG. 6 is a bottom plan view of the sandwich maker; and,

FIG. 7 is a top plan view of the sandwich maker.

Any portions of the sandwich maker that are not clearly disclosed form no part of the claimed design.

1 Claim, 5 Drawing Sheets






Fig. 1

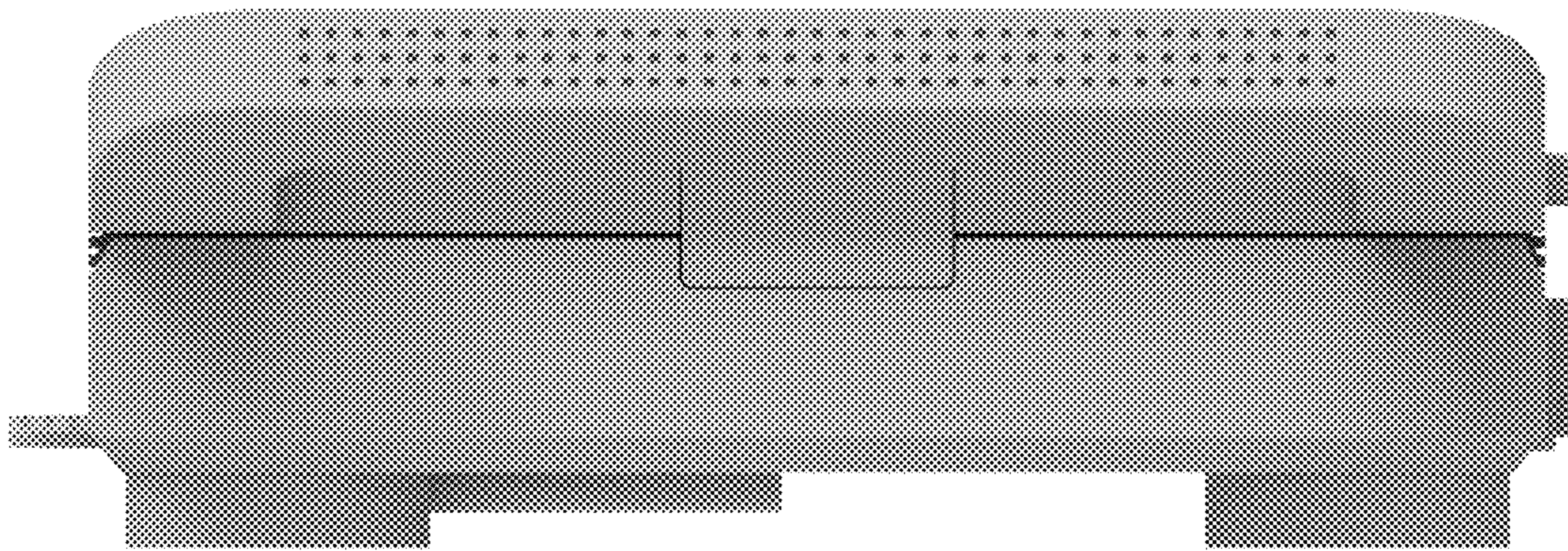


Fig. 2

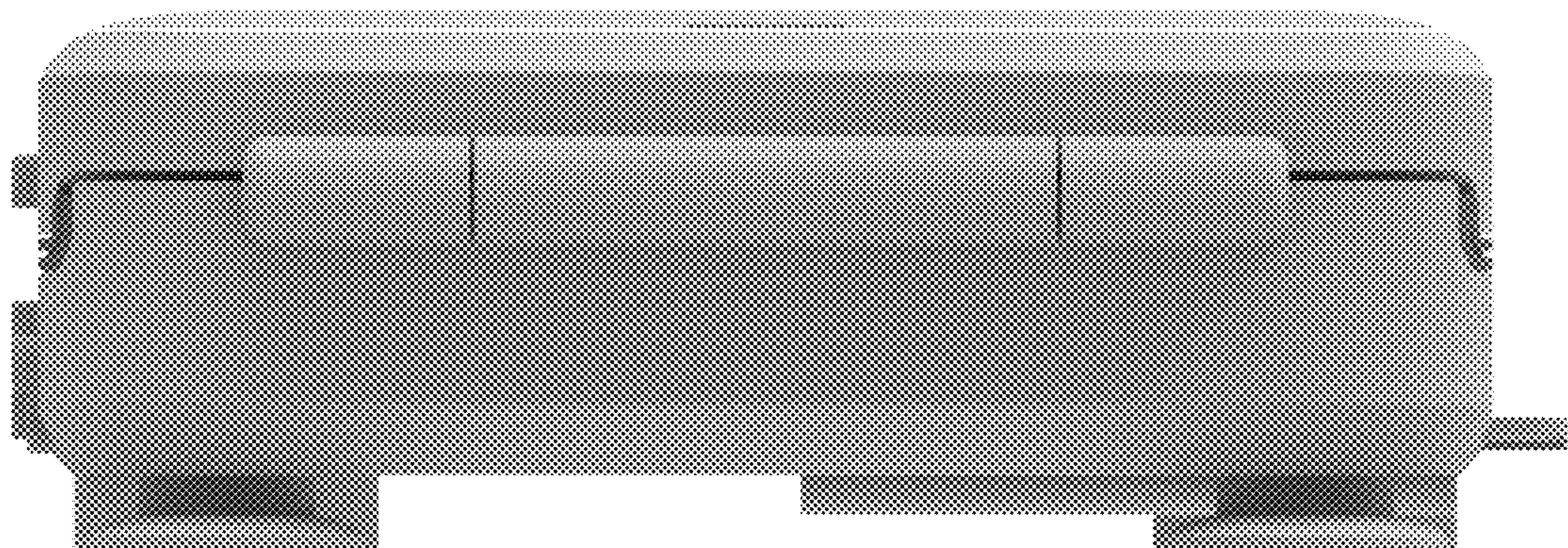


Fig. 3

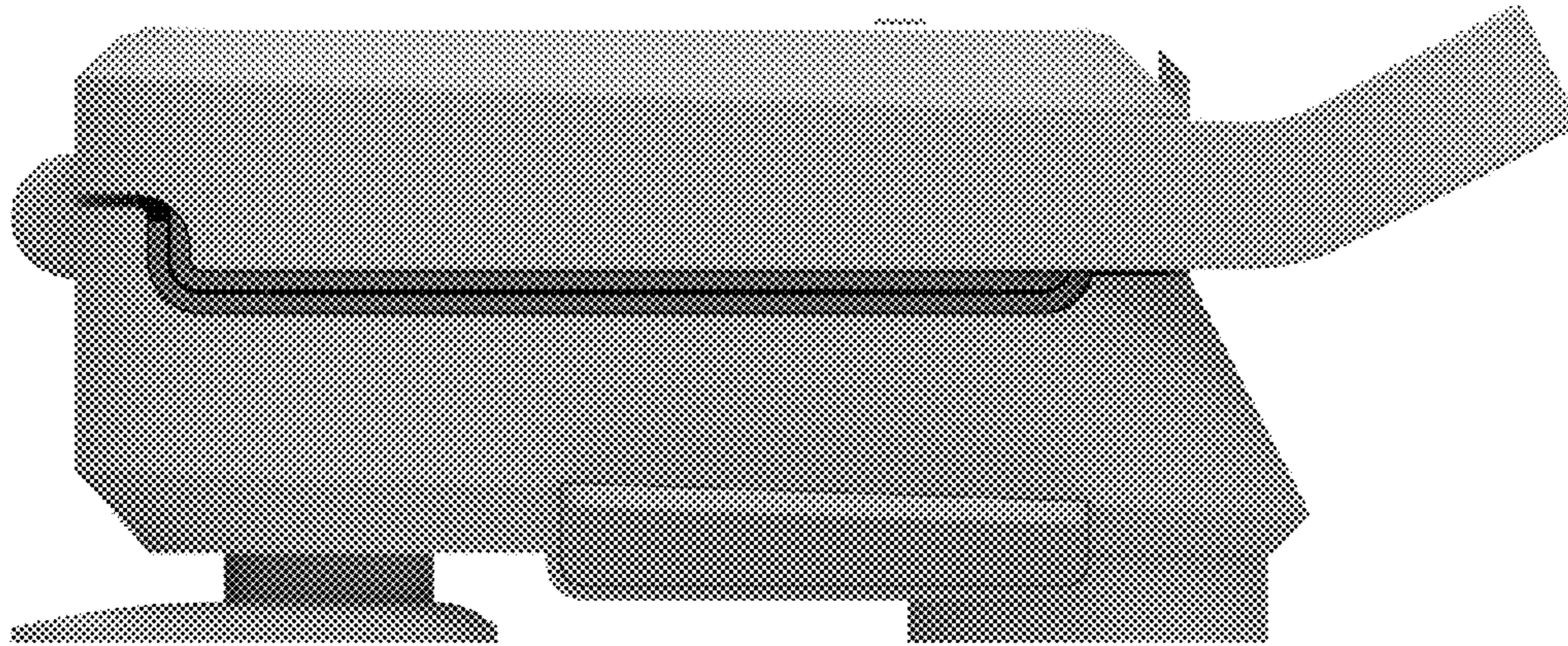


Fig. 4




Fig. 5




Fig. 6




Fig. 7