

US00D811154S

(12) **United States Design Patent**
Lee et al.

(10) **Patent No.:** **US D811,154 S**
(45) **Date of Patent:** **** *Feb. 27, 2018**

(54) **INDUCTION RANGE**
(71) Applicant: **Samsung Electronics Co., Ltd.**,
Suwon-si (KR)
(72) Inventors: **Miyoung Lee**, Seoul (KR); **Jaejun Kim**, Seoul (KR)
(73) Assignee: **SAMSUNG ELECTRONICS CO., LTD.**, Suwon-si (KR)
(*) Notice: This patent is subject to a terminal disclaimer.
(**) Term: **15 Years**

D369,940 S * 5/1996 Wilsdorf D7/340
D371,272 S * 7/1996 Wilsdorf D7/340
D371,273 S * 7/1996 Wilsdorf D7/340
D371,717 S * 7/1996 Wilsdorf D7/340
D372,629 S * 8/1996 Wilsdorf D7/340
D373,283 S * 9/1996 Wilsdorf D7/340
D375,867 S * 11/1996 Sparks D7/340
D384,239 S * 9/1997 Wilsdorf D7/346
D396,989 S * 8/1998 Deo D7/346
D422,839 S * 4/2000 Marchand D32/25
D444,024 S * 6/2001 Becker D7/346
D450,526 S * 11/2001 Busalt D7/340
D450,527 S * 11/2001 Busalt D7/340
D451,332 S * 12/2001 Busalt D7/340
D462,866 S * 9/2002 Resuello D7/346
D464,845 S * 10/2002 Shin D7/346
D506,637 S * 6/2005 Tanaka D7/346
D507,450 S * 7/2005 Tanaka D7/346

(Continued)

(21) Appl. No.: **29/554,611**
(22) Filed: **Feb. 12, 2016**
(30) **Foreign Application Priority Data**

Primary Examiner — Caron D Veynar
Assistant Examiner — Mehri F Bajoul
(74) *Attorney, Agent, or Firm* — McAndrews Held & Malloy, Ltd.

Aug. 28, 2015 (KR) 30-2015-0043537

(51) **LOC (11) Cl.** **07-02**
(52) **U.S. Cl.**
USPC **D7/346; D7/323; D7/340; D7/344;**
D7/348; D7/407

(57) **CLAIM**

The ornamental design for an induction range, as shown and described.

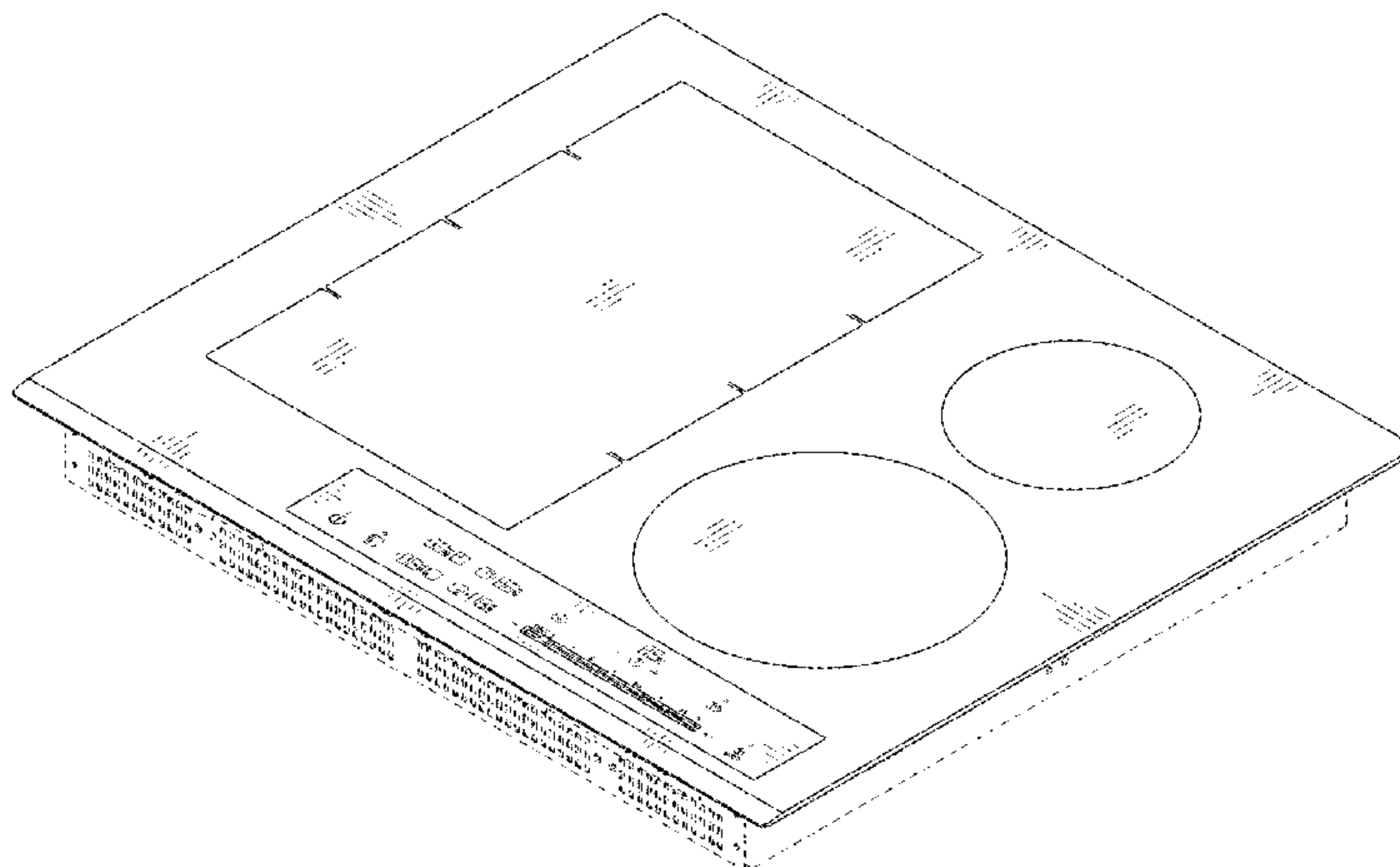
(58) **Field of Classification Search**
USPC D7/323, 328, 336–337, 339–342,
D7/346–349, 363, 387, 402–408
CPC A21B 2/00; A47J 37/00; A47J 37/0807;
F24C 7/00; F24C 7/002; F24C 7/046;
F24C 7/067; F24C 15/02
See application file for complete search history.

DESCRIPTION

FIG. 1 is a front perspective view of an induction range showing our new design;
FIG. 2 is a front elevation view thereof;
FIG. 3 is a rear elevation view thereof;
FIG. 4 is a left-side elevation view thereof;
FIG. 5 is a right-side elevation view thereof;
FIG. 6 is a top plan view thereof; and,
FIG. 7 is a bottom plan view thereof.
The dashed broken lines in the figures depict portions of the induction range that form no part of the claimed design.

(56) **References Cited**
U.S. PATENT DOCUMENTS
D277,448 S * 2/1985 Vetter D7/346
D349,004 S * 7/1994 Ivanovich D7/340
5,375,587 A * 12/1994 Ward F24C 15/026
126/190
D366,805 S * 2/1996 Wilsdorf D7/340

1 Claim, 7 Drawing Sheets



(56)

References Cited

U.S. PATENT DOCUMENTS

D508,366 S * 8/2005 Wilsdorf D7/346
 D508,630 S * 8/2005 Grutzke D7/346
 D508,816 S * 8/2005 Tanaka D7/346
 D509,095 S * 9/2005 Grutzke D7/346
 D509,096 S * 9/2005 Grutzke D7/346
 D509,097 S * 9/2005 Grutzke D7/346
 D510,226 S * 10/2005 Vetter D7/340
 D511,641 S * 11/2005 Kim D7/346
 D511,925 S * 11/2005 Baldwin D7/340
 D513,922 S * 1/2006 Grutzke D7/346
 D525,830 S * 8/2006 Pryor D7/405
 D530,152 S * 10/2006 Pryor D7/405
 D530,971 S * 10/2006 Kim D7/340
 D536,207 S * 2/2007 Ostlund D7/340
 D536,208 S * 2/2007 Ostlund D7/340
 D545,610 S * 7/2007 Tanaka D7/346
 D546,618 S * 7/2007 Tanaka D7/346
 D549,039 S * 8/2007 Tanaka D7/346
 D552,408 S * 10/2007 Pino D7/346
 D564,281 S * 3/2008 Kim D7/340
 D568,673 S * 5/2008 Tanaka D7/346
 D568,674 S * 5/2008 Tanaka D7/346
 D612,210 S * 3/2010 Baker D7/405
 D612,678 S * 3/2010 Baker D7/405
 D646,519 S * 10/2011 Kim D7/346

D655,565 S * 3/2012 Goss D7/346
 D671,789 S * 12/2012 Goss D7/346
 8,344,289 B2 * 1/2013 Rogers F24C 7/00
 126/198
 D694,569 S * 12/2013 Sosso D7/346
 D696,554 S * 12/2013 Kim D7/406
 D697,359 S * 1/2014 Meda D7/346
 D705,009 S * 5/2014 Kwack D7/346
 D705,605 S * 5/2014 Kwack D7/406
 D707,073 S * 6/2014 Hill D7/346
 D710,142 S * 8/2014 Knoll D7/346
 D715,587 S * 10/2014 Knoll D7/346
 D715,592 S * 10/2014 Yoon D7/407
 D733,484 S * 7/2015 Roberson D7/346
 D741,103 S * 10/2015 Knoll D7/346
 D754,465 S * 4/2016 Kim D7/346
 D764,219 S * 8/2016 Kim D7/339
 D764,853 S * 8/2016 Kim D7/339
 D777,503 S * 1/2017 Kim D7/346
 D778,100 S * 2/2017 Kim D7/346
 2008/0223356 A1 * 9/2008 Shenouda F24C 15/083
 126/1 R
 2009/0039068 A1 * 2/2009 Boutwell F24C 7/08
 219/220
 2016/0327283 A1 * 11/2016 Lee F24C 3/124
 2017/0023258 A1 * 1/2017 Keum F24C 15/02

* cited by examiner

FIG. 1

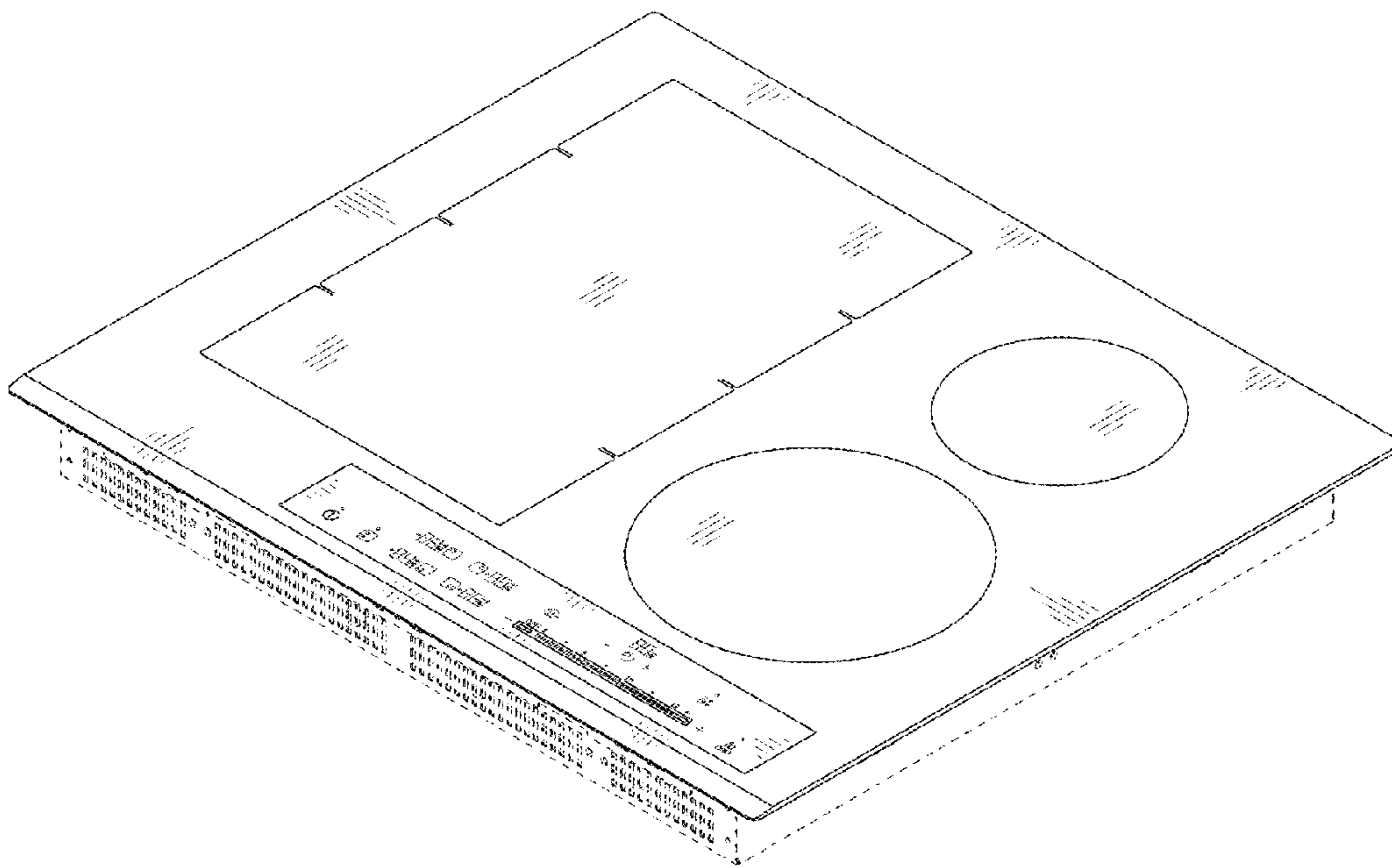


FIG. 2




FIG. 3




FIG. 4




FIG. 5




FIG. 6

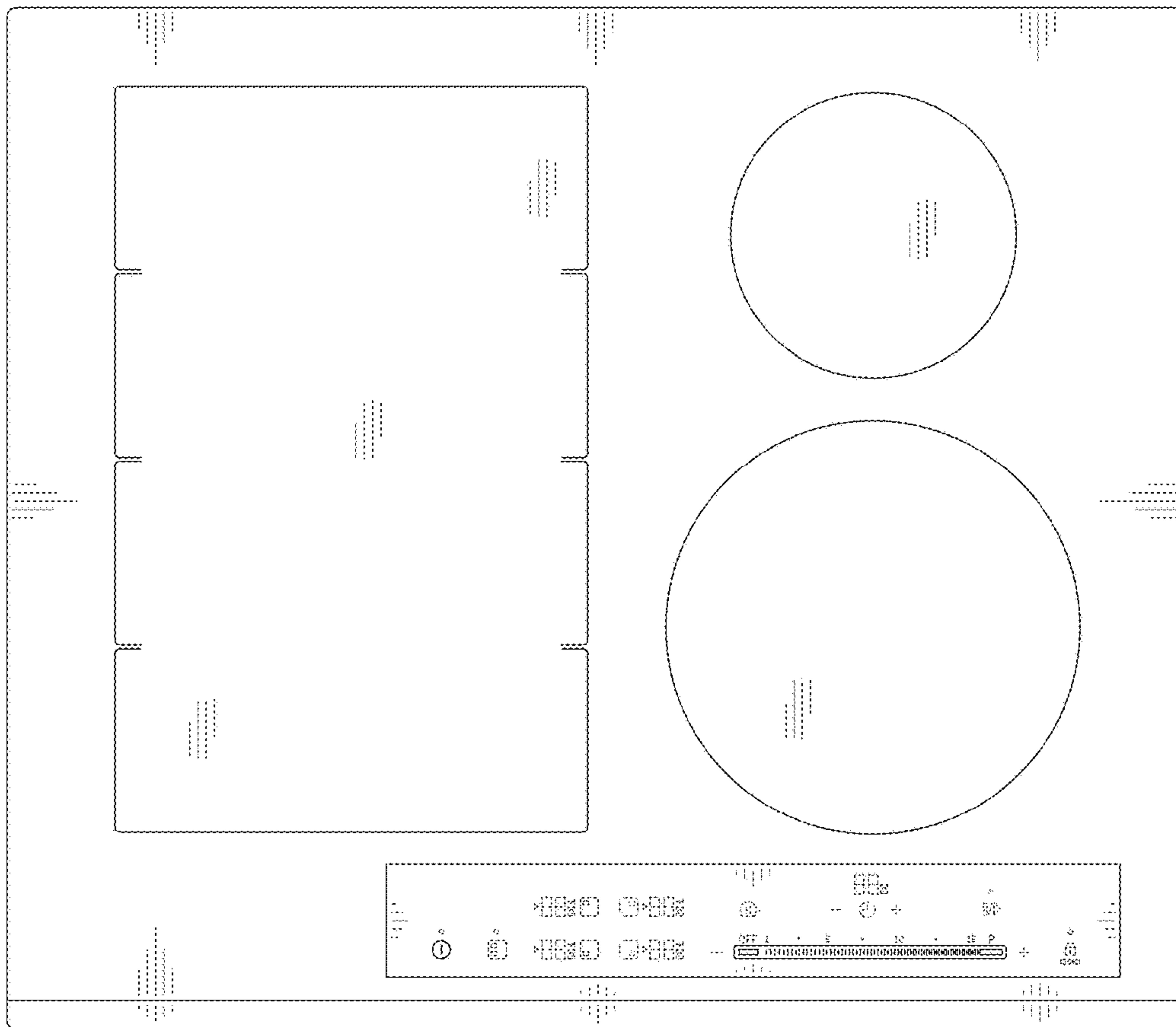


FIG. 7

