



US00D811130S

(12) **United States Design Patent**
Wightman

(10) **Patent No.:** **US D811,130 S**

(45) **Date of Patent:** **** *Feb. 27, 2018**

(54) **MATTRESS**

(71) Applicant: **SERTA, INC.**, Hoffman Estates, IL
(US)

(72) Inventor: **Leona Wightman**, Huntley, IL (US)

(73) Assignee: **SERTA, INC.**, Hoffman Estates, IL
(US)

(*) Notice: This patent is subject to a terminal disclaimer.

(**) Term: **15 Years**

(21) Appl. No.: **29/537,101**

(22) Filed: **Aug. 21, 2015**

Related U.S. Application Data

(63) Continuation-in-part of application No. 29/472,838,
filed on Nov. 15, 2013, now Pat. No. Des. 737,076.

(51) **LOC (11) Cl.** **06-99**

(52) **U.S. Cl.**
USPC **D6/606**

(58) **Field of Classification Search**
USPC D6/305, 382, 383, 391, 393, 394, 395,
D6/406.6, 595, 596, 601, 602, 603, 604,
D6/605, 606, 607, 622
CPC A47C 27/04; A47C 27/045; A47C 27/06;
A47C 27/053; A47C 27/056
See application file for complete search history.

(56) **References Cited**

U.S. PATENT DOCUMENTS

- 765,756 A * 7/1904 Stratton A47C 31/08
5/703
 - 1,823,669 A 9/1931 Suekoff
 - 1,935,275 A 11/1933 Oerlebeck
- (Continued)

OTHER PUBLICATIONS

Kast, "Therapedic International Expands Buoyancy Collection With Top-End Model", magazine, Fall 2013, p. 29.

Primary Examiner — Eric Goodman

Assistant Examiner — Bao-Yen Nguyen

(74) *Attorney, Agent, or Firm* — Cantor Colburn LLP

(57) **CLAIM**

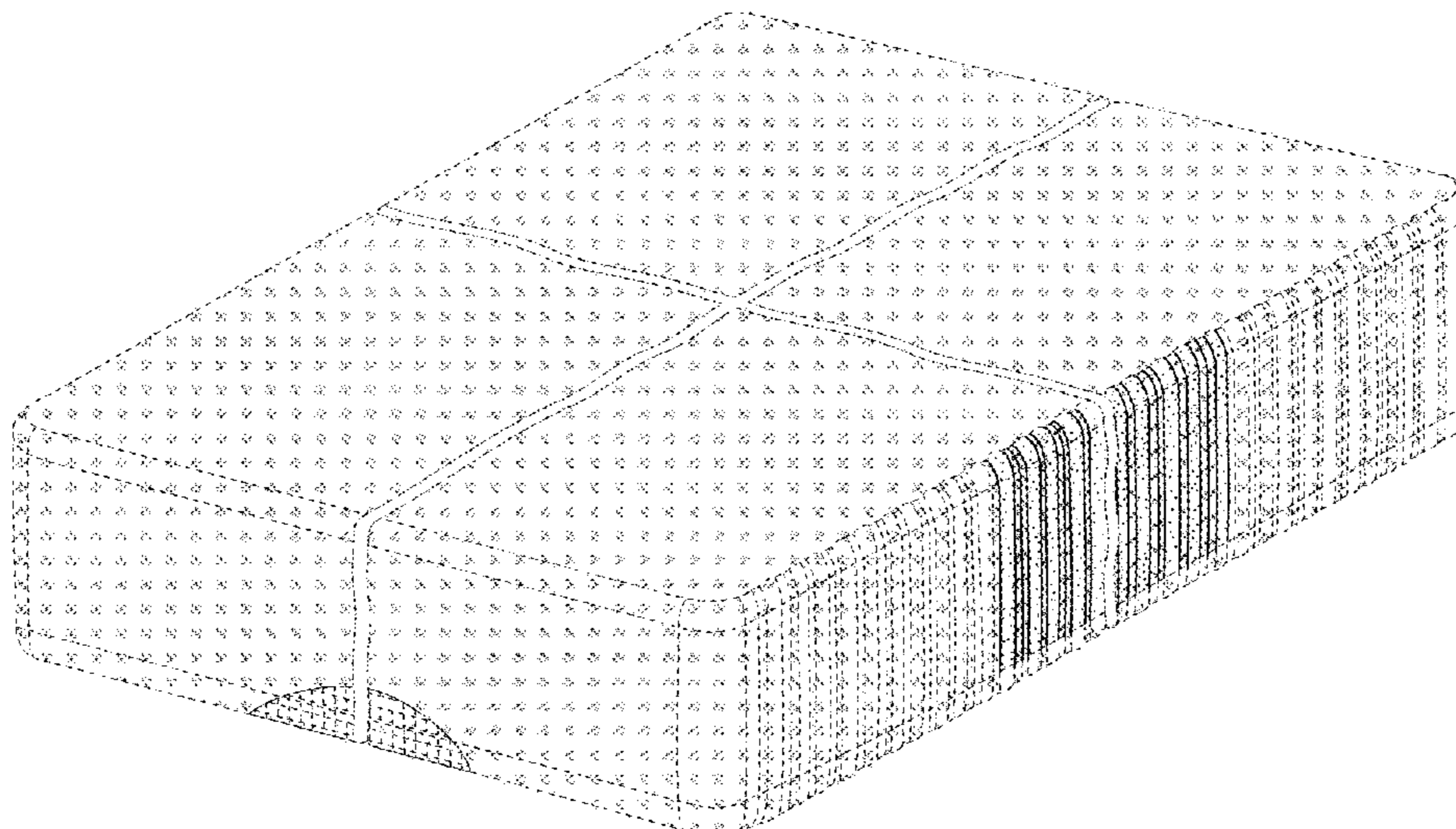
The ornamental design for a mattress, as shown and described.

DESCRIPTION

FIG. 1 is an isometric view of a top, front, and right side of an ornamental design for a mattress;
 FIG. 2 is a front elevational view of the mattress of FIG. 1;
 FIG. 3 is a rear elevational view of the mattress of FIG. 1;
 FIG. 4 is a right side elevational view of the mattress of FIG. 1;
 FIG. 5 is a left side elevational view of the mattress of FIG. 1;
 FIG. 6 is top plan view of the mattress of FIG. 1; and,
 FIG. 7 is a bottom plan view of the mattress of FIG. 1.

It is understood that the dashed clover-like surface pattern and the vertical dash-dash-dash-dash broken lines on the sides of the mattress represent a pattern on the surface of the mattress that forms no part of the claimed design. Further, the remaining dash-dash-dash-dash broken lines represent environmental structure that forms no part of the claimed design. The dash-dot-dash-dot broken lines depict a mattress with a symbolic break in its length and width and forms no part of the claimed design. The appearance of any portion of the article between the symbolic break lines forms no part of the claimed design. Further, the dotted pattern bounded by the solid and dashed lines on the sides of the mattress in FIGS. 1 and 4-6, and the crosshatching on the sides, top, and bottom of the mattress in FIGS. 1-7 depict portions of the mattress and form no part of the claimed design.

1 Claim, 5 Drawing Sheets



(56)

References Cited

U.S. PATENT DOCUMENTS

2,191,963	A	2/1940	London	
D633,322	S *	3/2011	Morrison	D6/605
D634,148	S *	3/2011	Morrison	D6/605
D640,082	S *	6/2011	Morrison	D6/605
D649,385	S	11/2011	Freese et al.	
D649,386	S	11/2011	Freese et al.	
D651,443	S	1/2012	Wightman	
D665,615	S *	8/2012	Frame, Jr.	D6/606
D679,931	S	4/2013	Itzkovitz	
D680,358	S	4/2013	Tjoflat	
D690,134	S	9/2013	Nielsen et al.	
D690,962	S *	10/2013	Danileson	D6/605
D693,143	S	11/2013	Nielsen et al.	
D693,604	S	11/2013	Asklof	
D696,048	S *	12/2013	Morrison	D6/605
D704,965	S *	5/2014	Arnold	D6/605
8,776,295	B2 *	7/2014	Myers	D05B 11/005 5/703
8,800,082	B2	8/2014	Kluft et al.	
D717,077	S *	11/2014	Arnold	D6/605
2010/0107337	A1 *	5/2010	Taylor	A47C 21/022 5/498

* cited by examiner

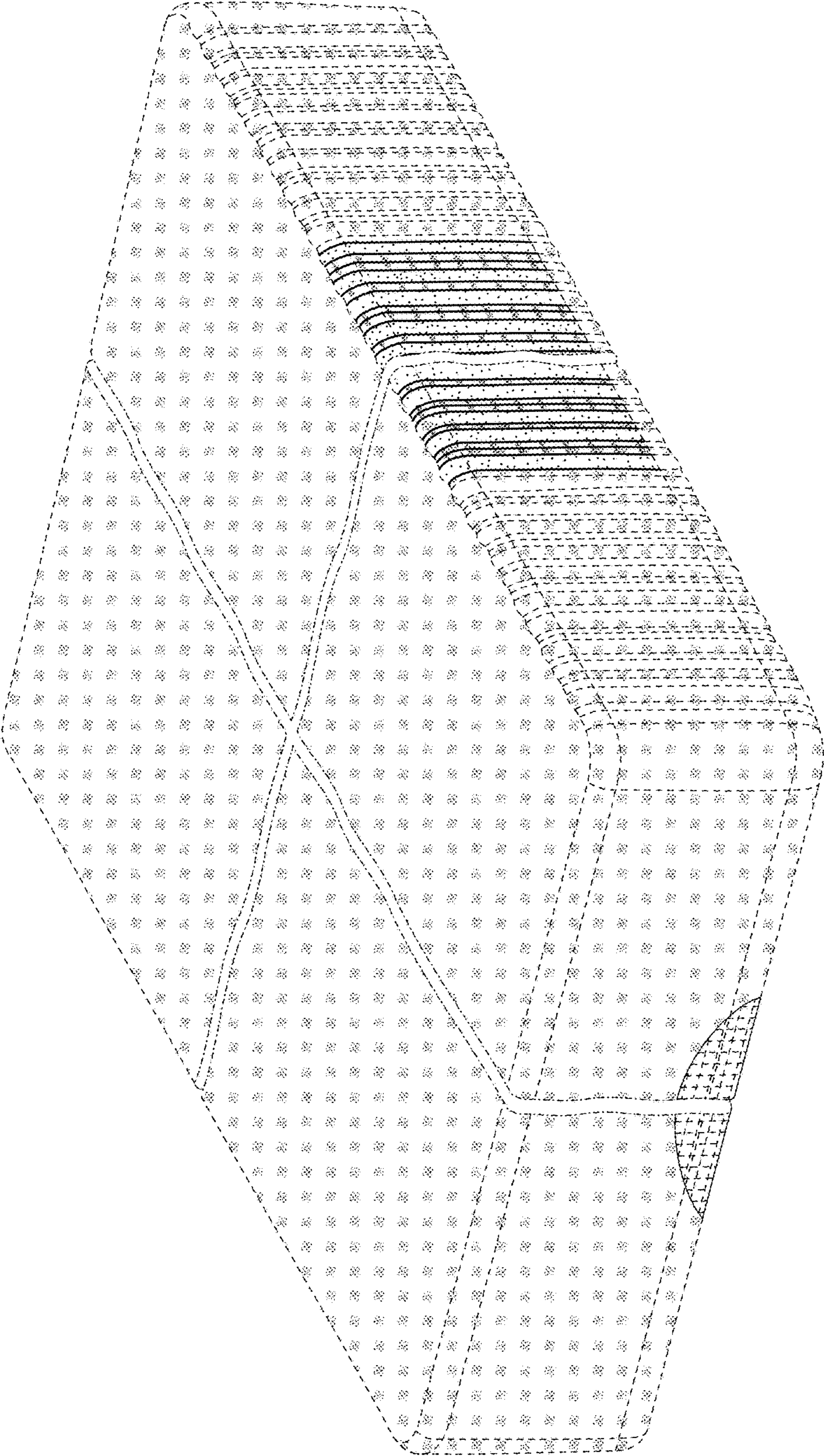


FIG. 1

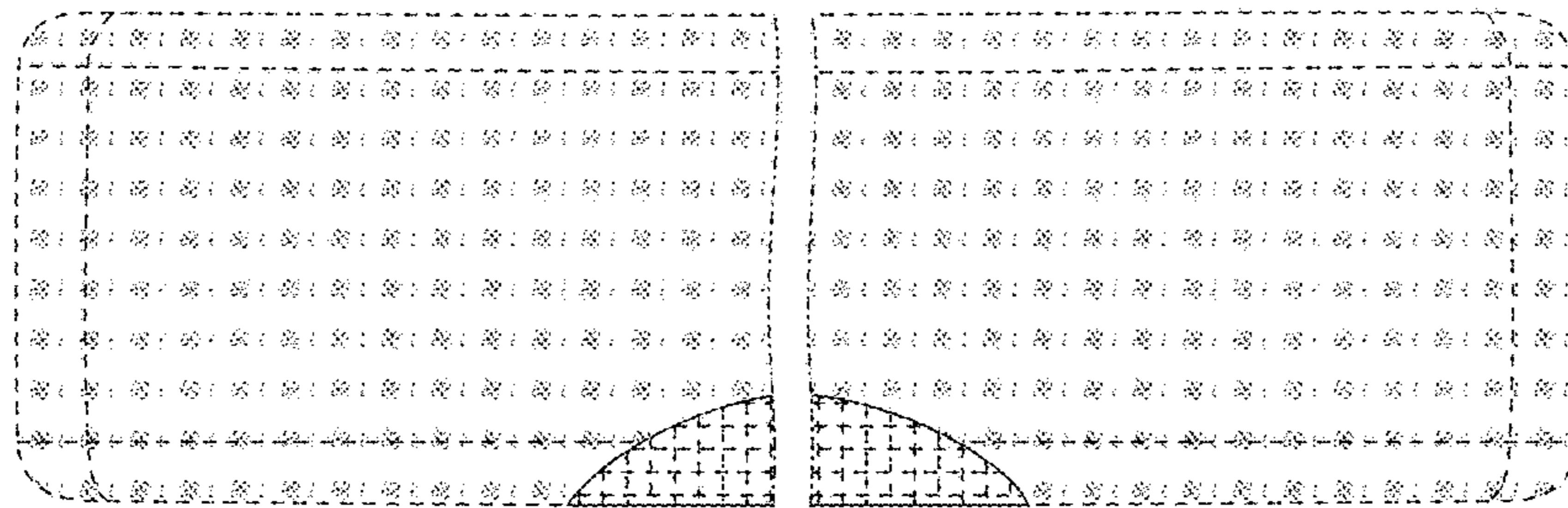


FIG. 2

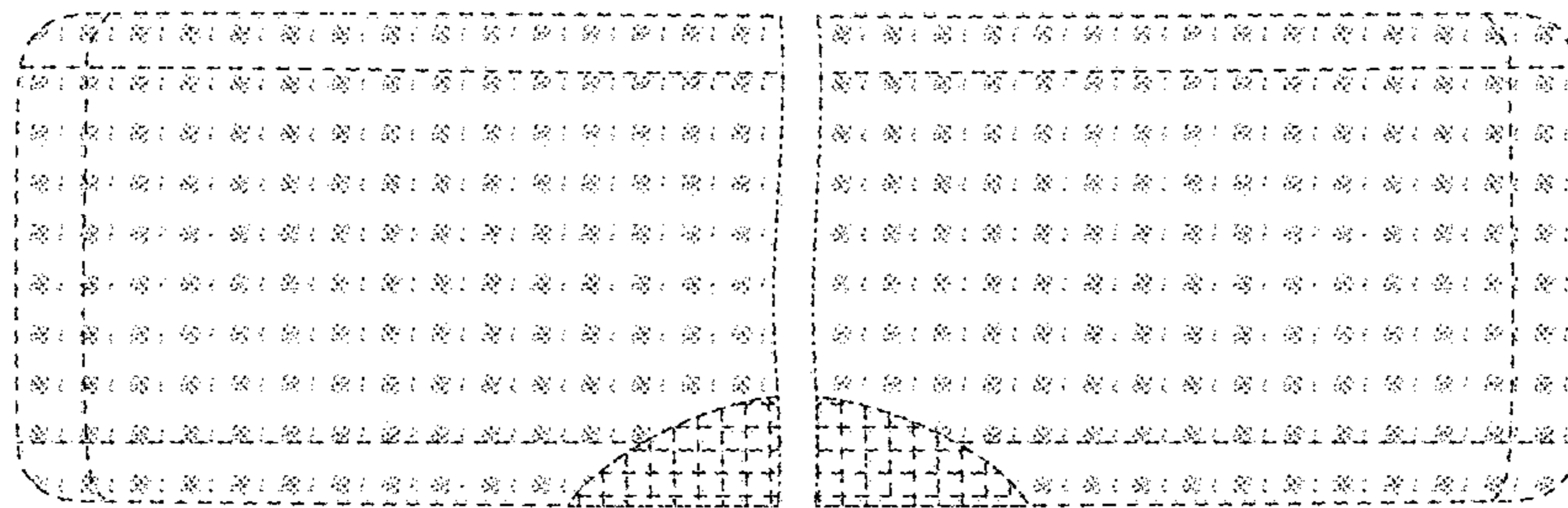


FIG. 3




FIG. 4




FIG. 5

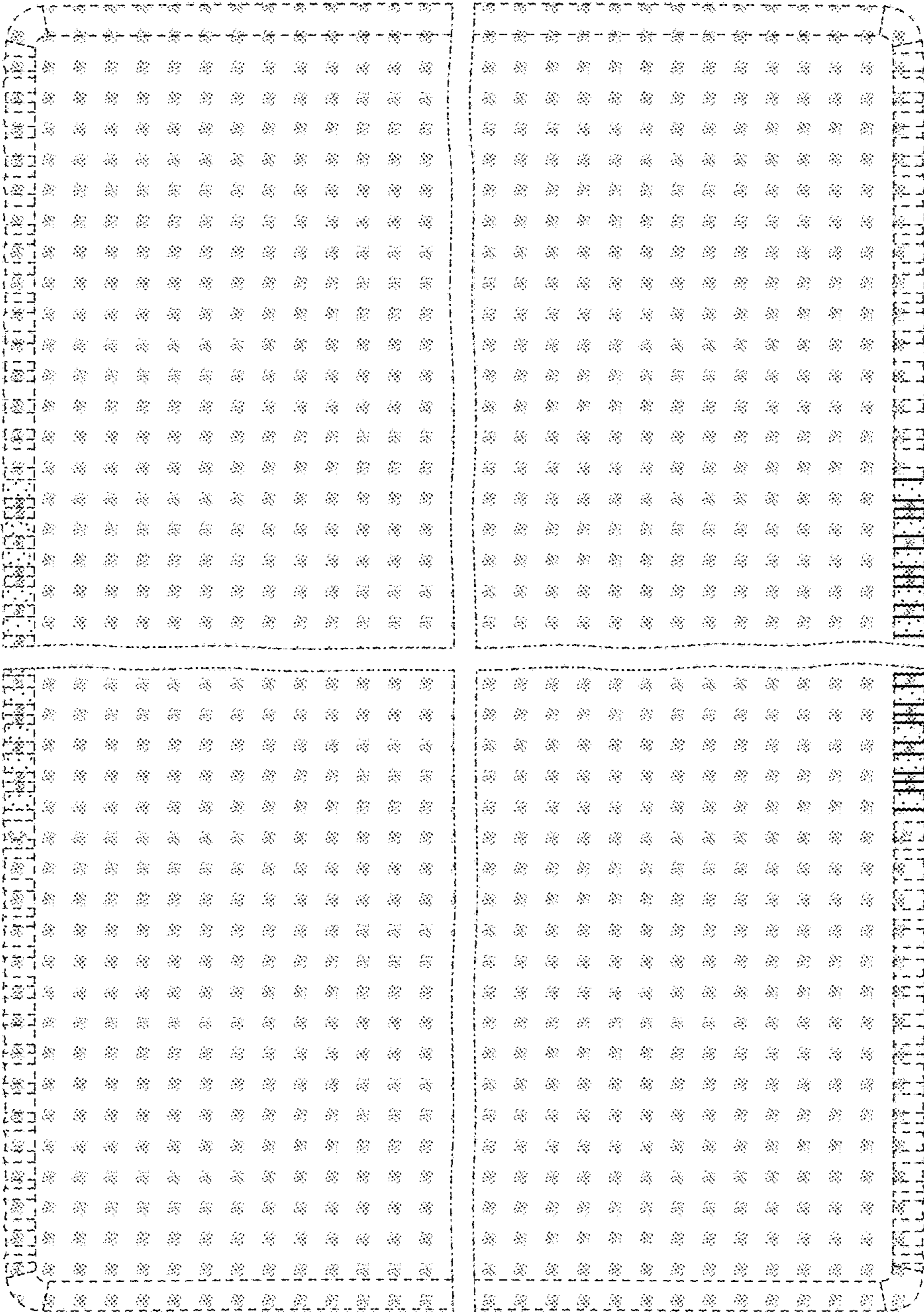


FIG. 6




FIG. 7