



US00D811129S

(12) **United States Design Patent**
Bell et al.

(10) **Patent No.:** **US D811,129 S**
(45) **Date of Patent:** **** Feb. 27, 2018**

(54) **MATTRESS**

(71) Applicant: **JAB Distributors, LLC**, Wheeling, IL (US)

(72) Inventors: **Jared Bell**, Northbrook, IL (US);
Warrick Bell, Northbrook, IL (US)

(73) Assignee: **JAB DISTRIBUTORS, LLC**,
Wheeling, IL (US)

(**) Term: **15 Years**

(21) Appl. No.: **29/546,366**

(22) Filed: **Nov. 20, 2015**

(51) **LOC (11) Cl.** **06-09**

(52) **U.S. Cl.**
USPC **D6/605**

(58) **Field of Classification Search**
USPC D6/582-583, 587-592, 595-609,
D6/617-622; D21/803-809; D24/183
CPC A47G 9/00; A47G 2009/001; A47G
2009/002; A47G 2009/003; A47G
2009/005; A47G 2009/006; A47G 9/02;
A47G 9/0207; A47G 9/0215; A47G
9/0223; A47G 9/023; A47G 9/0238;
A47G 9/0246; A47G 9/0253; A47G
9/0261; A47G 9/06; A47G 9/062; A47G
9/066; A47G 9/068; A47G 9/08; A47G
2009/0276; A47G 9/0284; A47G 9/0292;
A47G 9/04; A47G 9/10
See application file for complete search history.

(56) **References Cited**

U.S. PATENT DOCUMENTS

D183,123 S	*	7/1958	Gorforth et al.	D5/53
D270,983 S	*	10/1983	Gammons	D24/184
D365,956 S	*	1/1996	Bonaddio	5/736
D370,127 S	*	5/1996	Bonaddio	D5/53
D375,426 S	*	11/1996	Bonaddio	D5/53

D403,193 S	*	12/1998	Felter, Jr.	D6/596
D462,180 S	*	9/2002	Kao	D5/58
D488,661 S	*	4/2004	Barman	D6/596
D524,585 S	*	7/2006	Contreras	D6/606
D582,618 S	*	12/2008	Caruso	D32/40
D609,420 S	*	2/2010	Lafortezza	D32/40
D667,671 S	*	9/2012	Rinehart	D6/605
D672,186 S	*	12/2012	Alletto, Jr.	D6/601
D704,964 S	*	5/2014	Gatto	D6/605
D719,764 S	*	12/2014	Enders	D5/55
D720,158 S	*	12/2014	Harmening	D5/56
D726,452 S	*	4/2015	Jensen	D5/55
D731,820 S	*	6/2015	Lechantre	D6/605

(Continued)

Primary Examiner — Mary Ann Calabrese

Assistant Examiner — Jennifer L Rempfer

(74) *Attorney, Agent, or Firm* — McAndrews, Held & Malloy, Ltd.

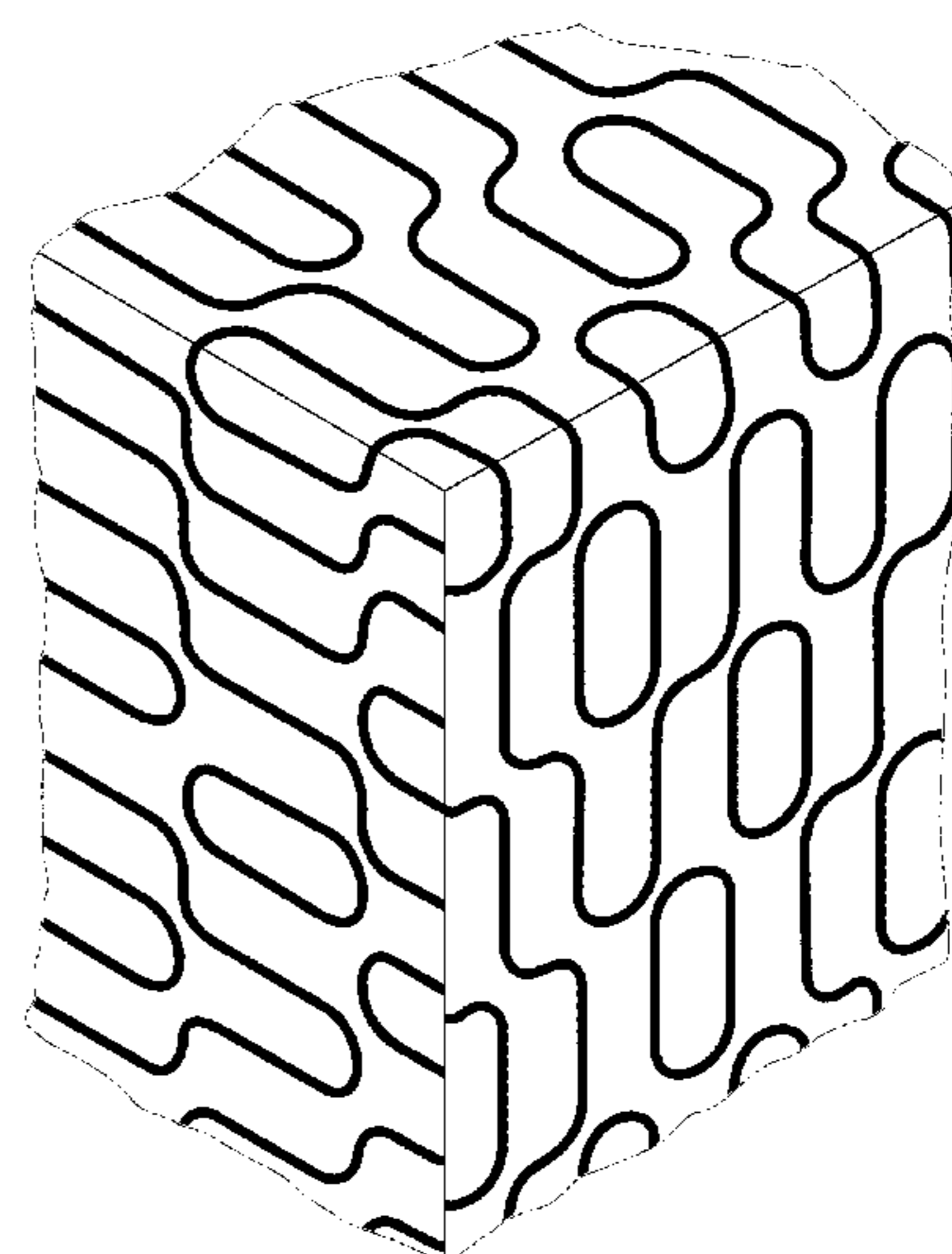
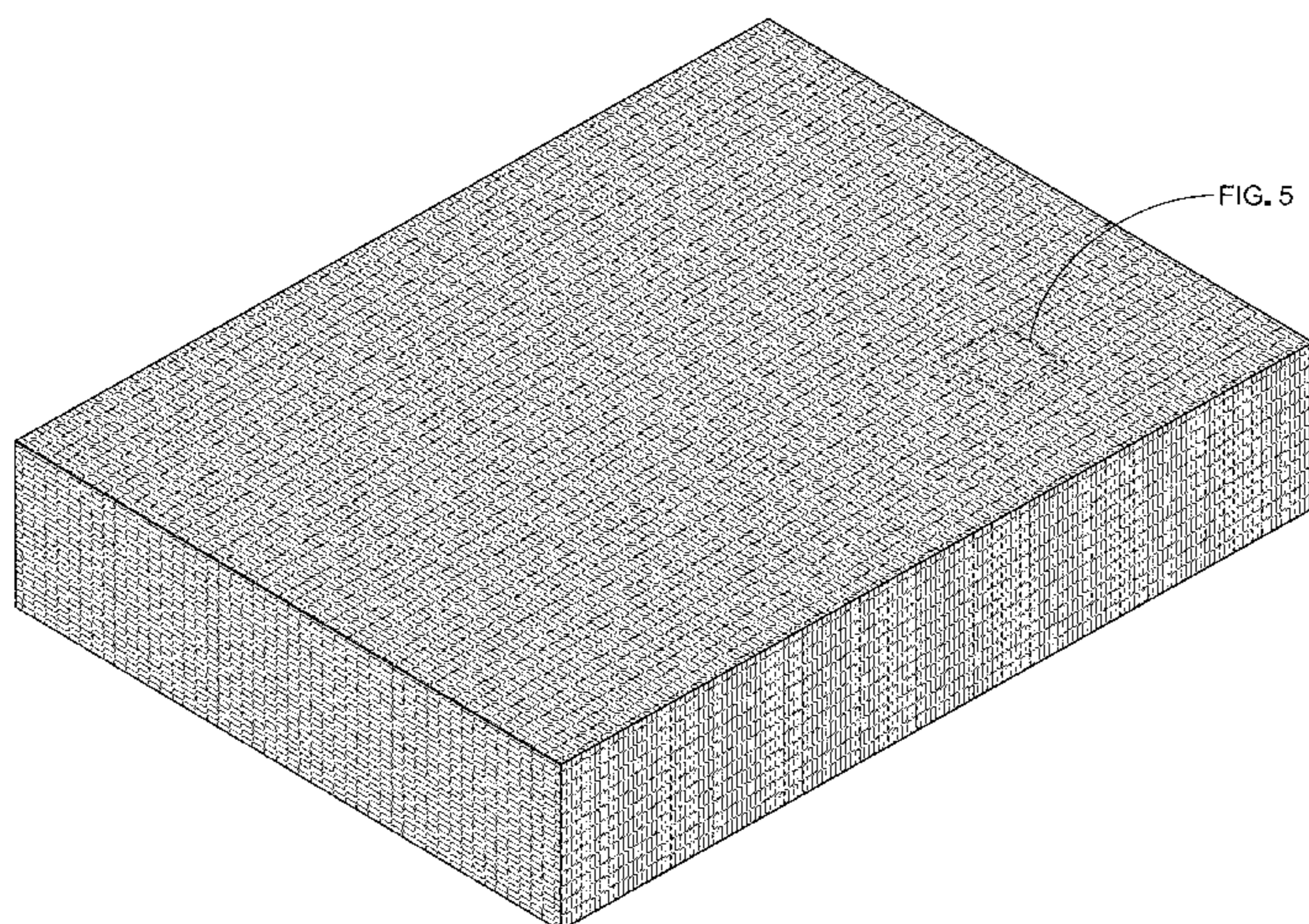
(57) **CLAIM**

The ornamental design for a mattress, as shown and described.

DESCRIPTION

FIG. 1 is a perspective view of a mattress showing our new design;
 FIG. 2 is a top plan view thereof; and is also a bottom plan view of the mattress of FIG. 1;
 FIG. 3 is a front elevation view thereof; and is also a rear elevation view of the mattress of FIG. 1;
 FIG. 4 is a right side elevation view thereof; and is also a left side elevation view of the mattress of FIG. 1;
 FIG. 5 is a detail view of a portion of FIG. 1 taken from detail section 5-5; and,
 FIG. 6 is an enlarged fragmentary view of a portion of the corner of the mattress of FIG. 1.
 In FIGS. 1, 5, and 6, the dot-dot-dash broken lines encircling a portion of the claimed design are illustrating a boundary of an enlarged detail view and form no part of the claimed design.

1 Claim, 5 Drawing Sheets



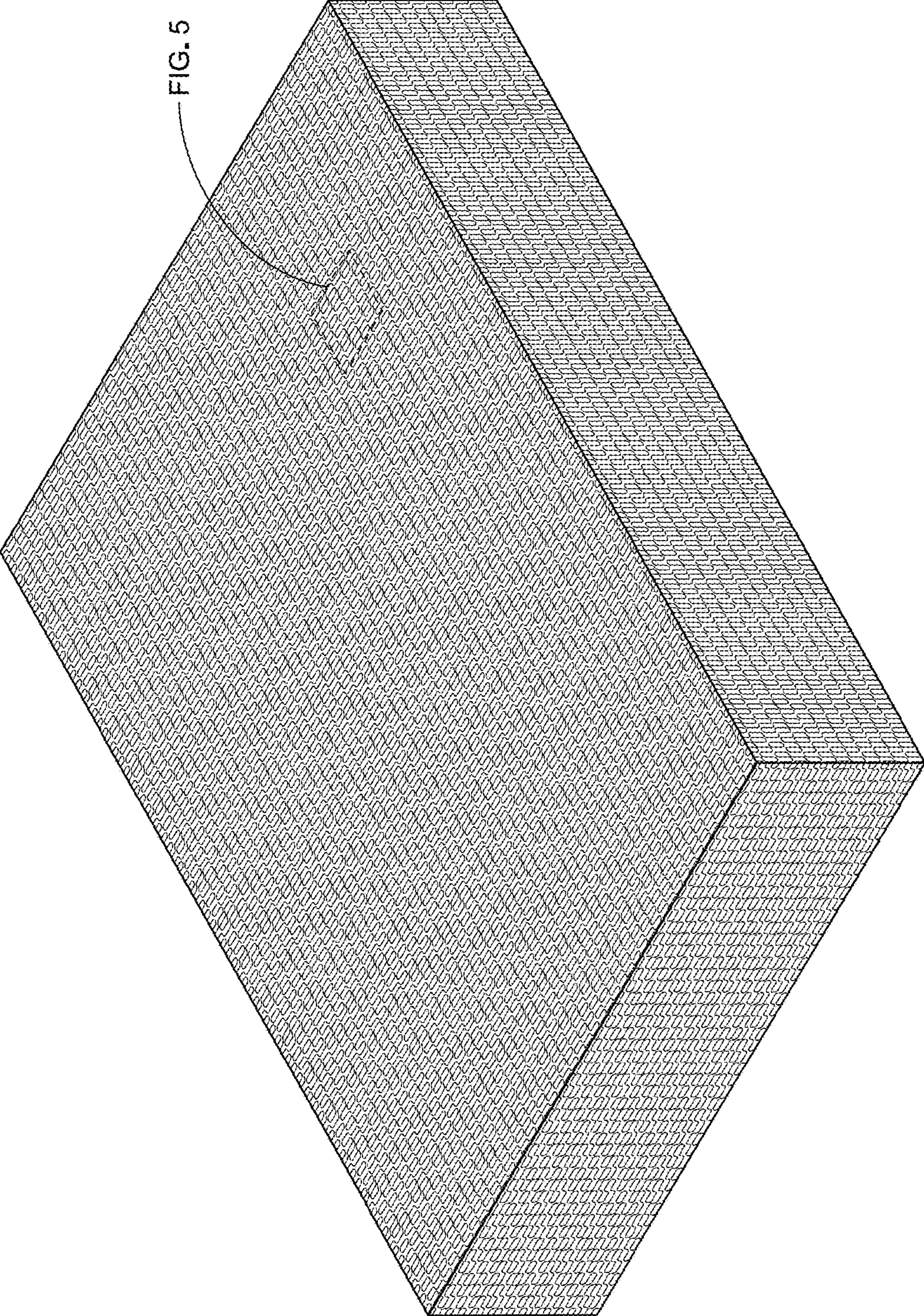
(56)

References Cited

U.S. PATENT DOCUMENTS

D737,076 S *	8/2015	Wightman	D6/605
D776,960 S *	1/2017	Suzuki	D6/605
D778,624 S *	2/2017	Rutter	D5/63
2013/0219627 A1 *	8/2013	Myers	A47C 31/00 5/694

* cited by examiner






FIG. 2




FIG. 3




FIG. 4




FIG. 5




FIG. 6