



US00D811127S

(12) **United States Design Patent**
Bell et al.

(10) **Patent No.:** **US D811,127 S**

(45) **Date of Patent:** **** Feb. 27, 2018**

(54) **MATTRESS**

(71) Applicant: **JAB Distributors, LLC**, Wheeling, IL (US)

(72) Inventors: **Jared Bell**, Northbrook, IL (US);
Warrick Bell, Northbrook, IL (US)

(73) Assignee: **JAB DISTRIBUTORS, LLC**,
Wheeling, IL (US)

(**) Term: **15 Years**

(21) Appl. No.: **29/546,357**

(22) Filed: **Nov. 20, 2015**

Related U.S. Application Data

(63) Continuation-in-part of application No. 29/541,547,
filed on Oct. 5, 2015.

(51) **LOC (11) Cl.** **06-09**

(52) **U.S. Cl.**
USPC **D6/605**

(58) **Field of Classification Search**

USPC D6/582-583, 587-592, 595-609,
D6/617-622; D21/803-809; D24/183
CPC A47G 9/00; A47G 2009/001; A47G
2009/002; A47G 2009/003; A47G
2009/005; A47G 2009/006; A47G 9/02;
A47G 9/0207; A47G 9/0215; A47G
9/0223; A47G 9/023; A47G 9/0238;
A47G 9/0246; A47G 9/0253; A47G
9/0261; A47G 9/06; A47G 9/062; A47G
9/066; A47G 9/068; A47G 9/08; A47G
2009/0276; A47G 9/0284; A47G 9/0292;
A47G 9/04; A47G 9/10

See application file for complete search history.

(56) **References Cited**

U.S. PATENT DOCUMENTS

D188,744 S * 8/1960 Thurlow D5/47
D365,956 S * 1/1996 Bonaddio 5/736

D370,127 S * 5/1996 Bonaddio D5/53
D403,193 S * 12/1998 Felter, Jr. D6/596
D416,426 S * 11/1999 Denney D6/596
D488,661 S * 4/2004 Barman D6/596
D523,277 S * 6/2006 Contreras D6/606
D524,585 S * 7/2006 Contreras D6/606
D537,287 S * 2/2007 Lau D6/604
D627,941 S * 11/2010 Cocchioni D32/40
D668,057 S * 10/2012 Morrow, III D5/57

(Continued)

Primary Examiner — Mary Ann Calabrese

Assistant Examiner — Jennifer L Rempfer

(74) *Attorney, Agent, or Firm* — McAndrews, Held &
Malloy, Ltd.

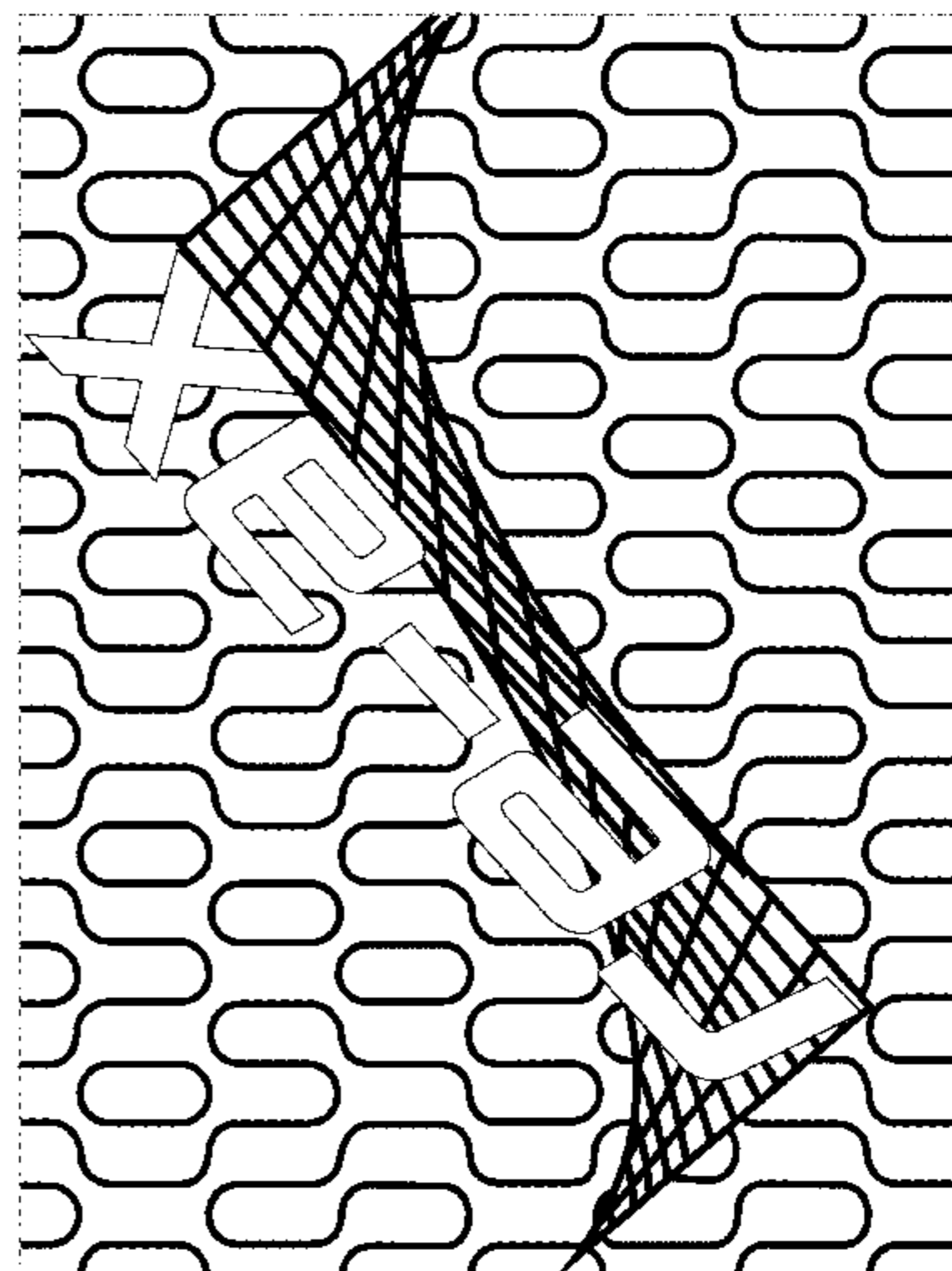
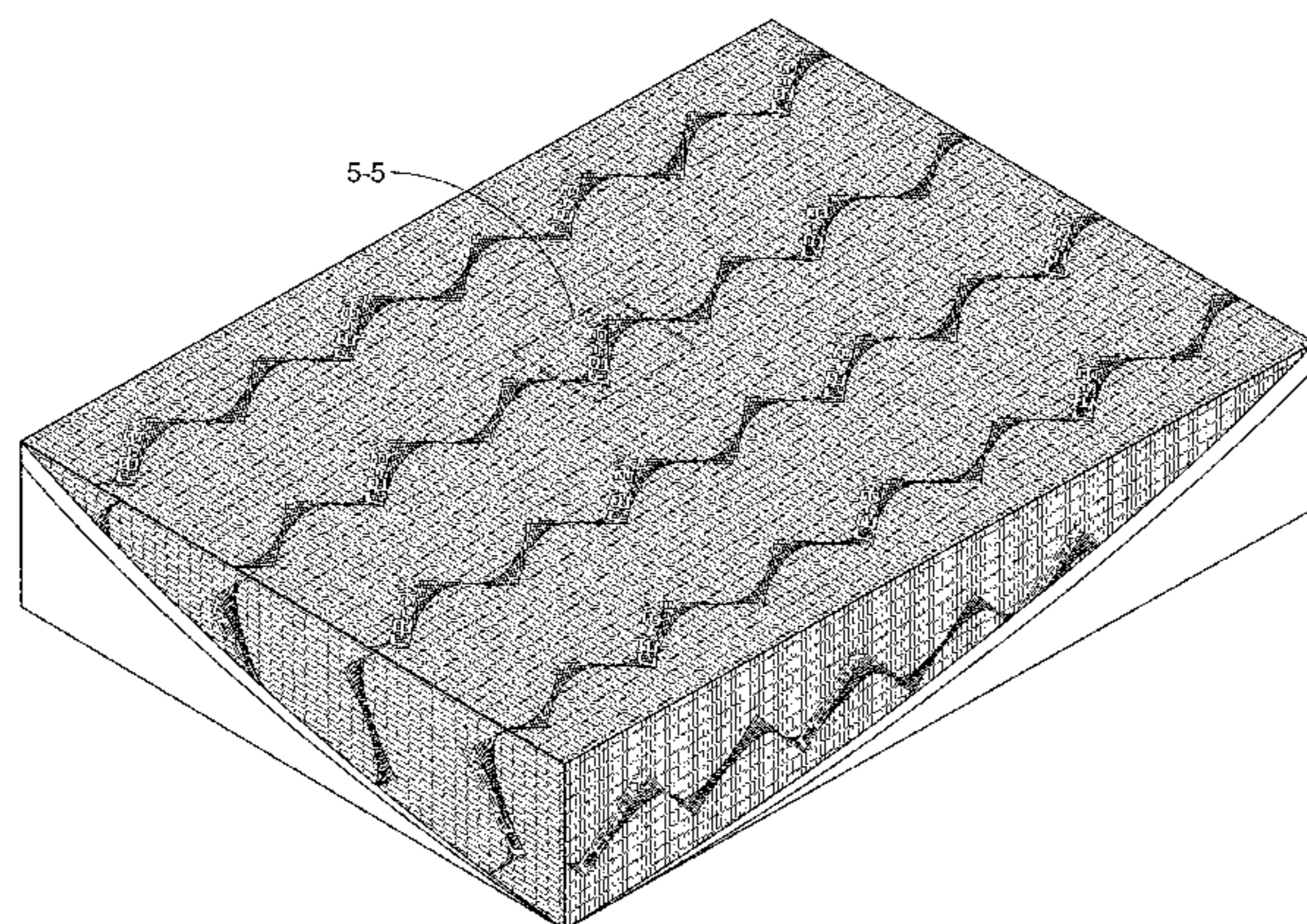
(57) **CLAIM**

The ornamental design for a mattress, as shown and
described.

DESCRIPTION

FIG. 1 is a front perspective view of a mattress showing our
new design;
FIG. 2 is a top plan view thereof;
FIG. 3 is a right side elevation view thereof; and also is the
left side elevation view thereof;
FIG. 4 is a front elevation view thereof; and is also the rear
elevation view thereof;
FIG. 5 is a detail view of a portion of FIG. 1 taken from
detail section 5-5;
FIG. 6 is a detail view of a portion of FIG. 2 taken from
detail section 6-6;
FIG. 7 is an enlarged fragmentary view of a portion of the
corner of the mattress of FIG. 1; and,
FIG. 8 is a bottom plan view of the mattress of FIG. 1.
In FIGS. 1, 2, 5, and 6, the dot-dot-dash broken lines
encircling a portion of the claimed design are illustrating a
boundary of an enlarged detail view and form no part of the
claimed design.

1 Claim, 7 Drawing Sheets



(56)

References Cited

U.S. PATENT DOCUMENTS

D672,186 S * 12/2012 Alletto, Jr. D6/601
8,359,689 B2 * 1/2013 Warren A47C 27/144
5/655.9
8,646,134 B1 * 2/2014 Alletto, Jr. A47G 9/1036
5/490
D707,061 S * 6/2014 Tjoflat D6/605
D731,820 S * 6/2015 Lechantre D6/605
D744,245 S * 12/2015 Araujo D5/61
D759,405 S * 6/2016 Alletto, Jr. D6/601
D765,443 S * 9/2016 Lin D6/606
D772,610 S * 11/2016 Bell D6/601
D775,864 S * 1/2017 Bertoncello D6/605
2003/0188388 A1 * 10/2003 Boso A47C 27/087
5/710
2011/0094039 A1 * 4/2011 Tervo A47C 27/056
5/691

* cited by examiner

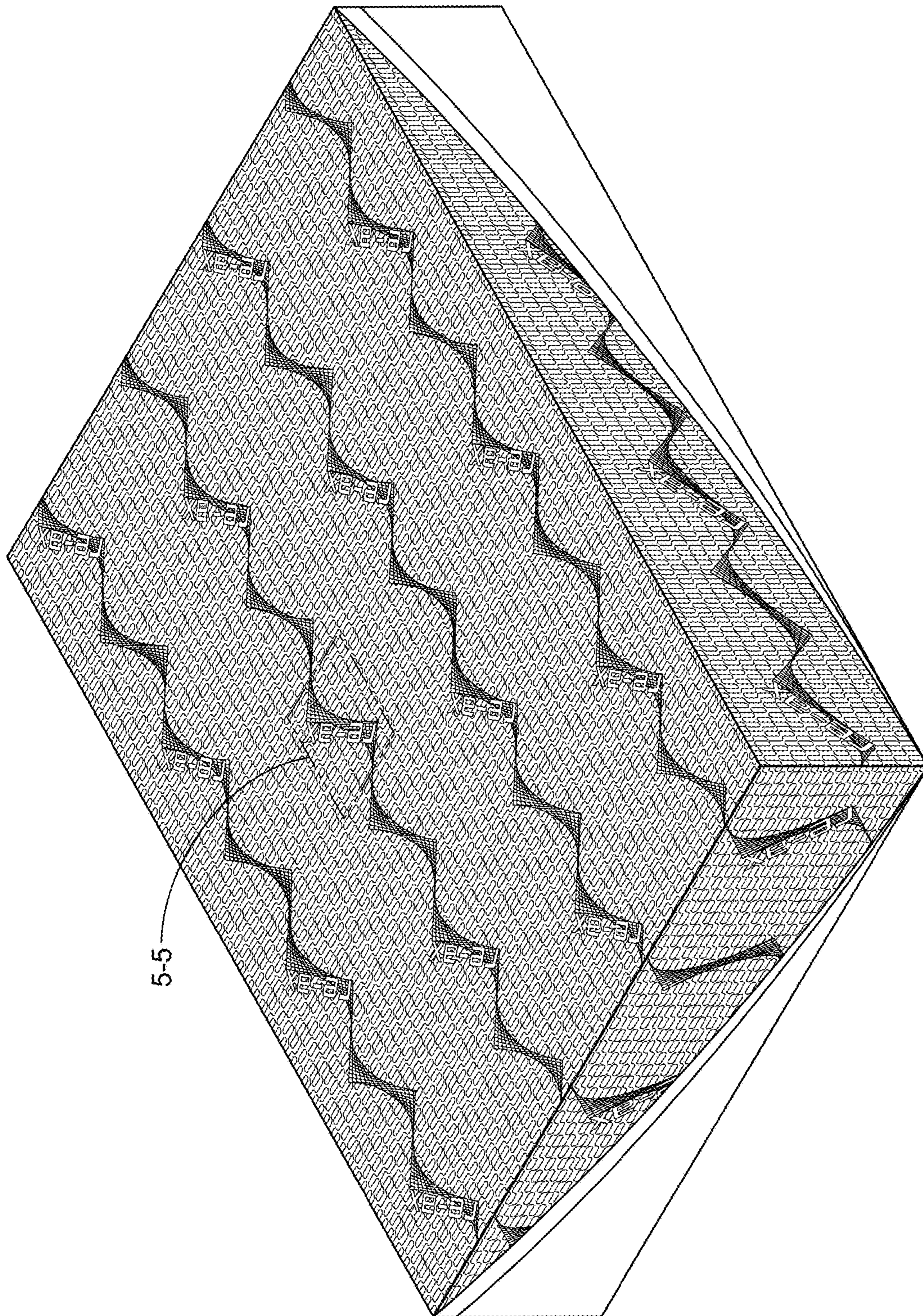


FIG. 1




FIG. 2

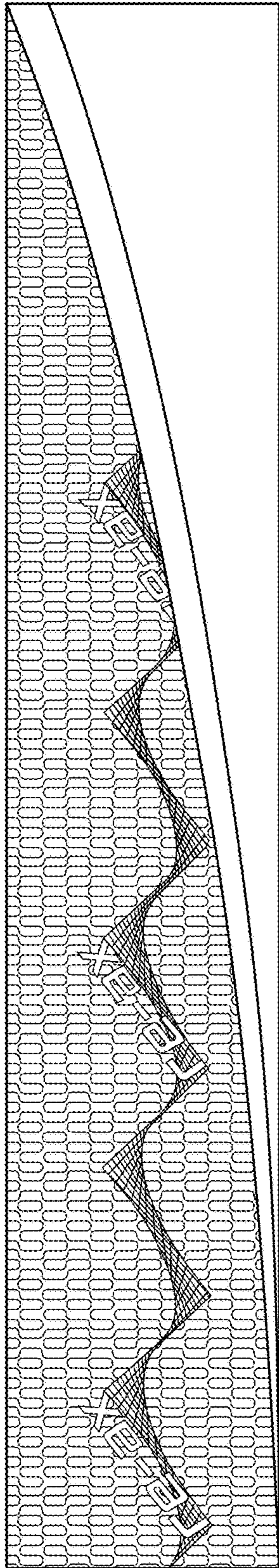


FIG. 3

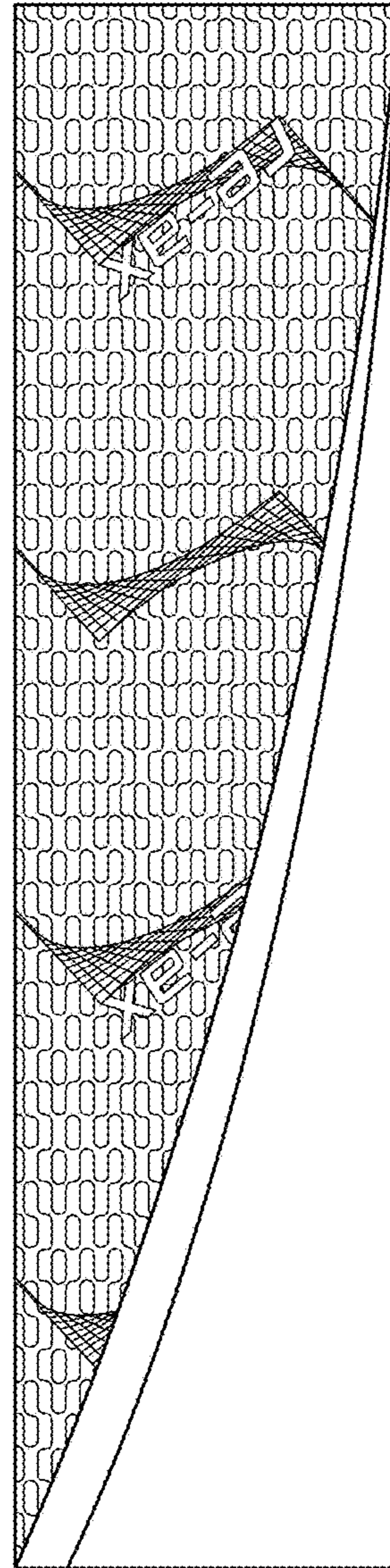


FIG. 4

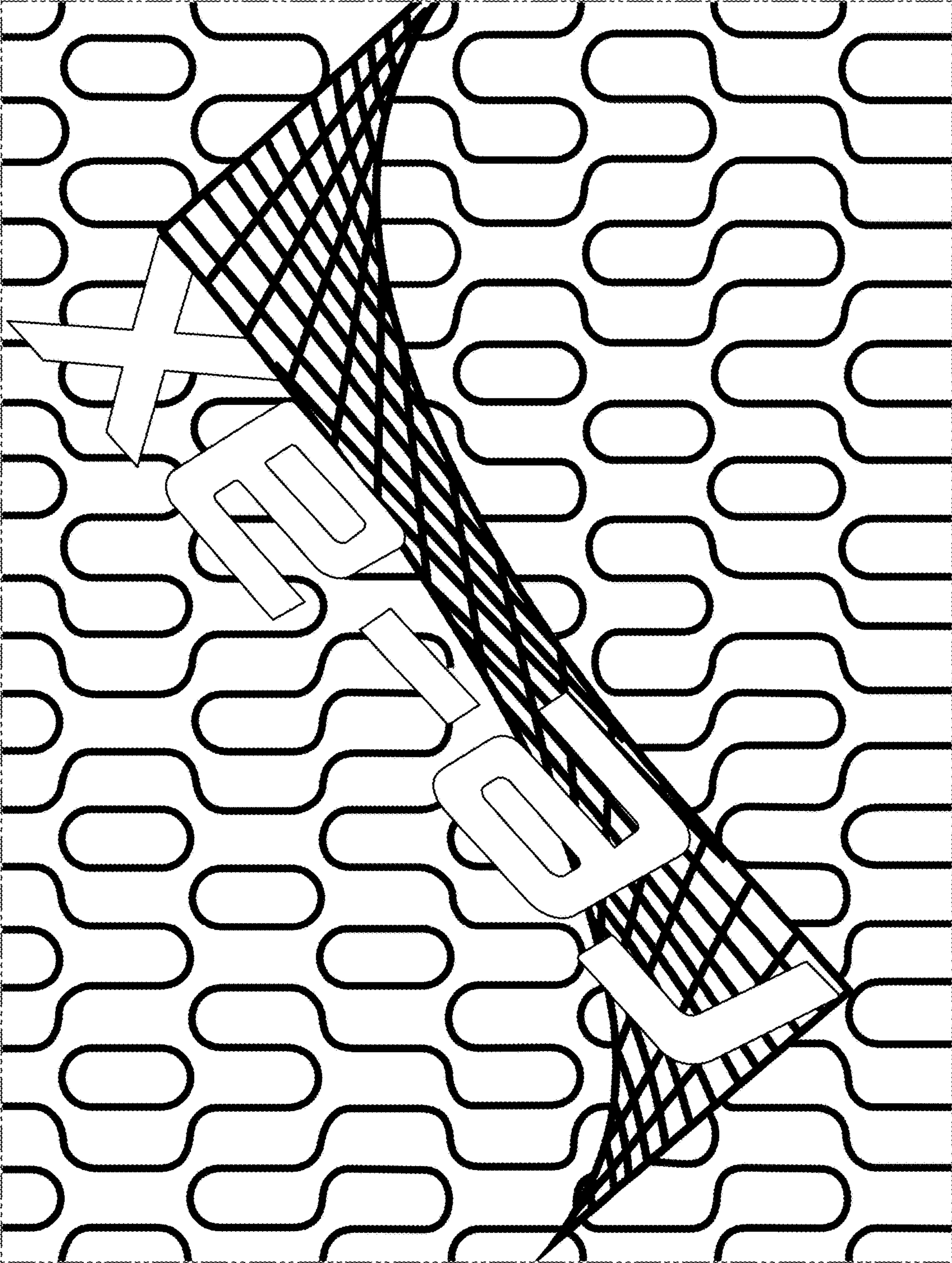


FIG. 5




FIG. 6




FIG. 7




FIG. 8