



US00D811116S

(12) **United States Design Patent** (10) **Patent No.:** **US D811,116 S**
Goodman et al. (45) **Date of Patent:** **** Feb. 27, 2018**

(54) **PAPER TOWEL HOLDER**
(71) Applicant: **Spectrum Diversified Designs, LLC**,
Streetsboro, OH (US)
(72) Inventors: **Aaron Goodman**, Beachwood, OH
(US); **Courtney Wilson**, Chardon, OH
(US)
(73) Assignee: **Spectrum Diversified Designs, LLC**,
Streetsboro, OH (US)

D277,347 S * 1/1985 Thompson D6/523
5,772,048 A * 6/1998 Sopcisak, IV B62H 3/00
211/196
D424,345 S * 5/2000 Duggan D6/523
D425,741 S * 5/2000 Duggan D6/523
D431,947 S * 10/2000 Kopcak D6/523
D432,829 S * 10/2000 Gastelum D6/523
D432,830 S * 10/2000 Gastelum D6/523
D433,261 S * 11/2000 Solowiej D6/523
D442,406 S * 5/2001 Goodman D6/523
D448,592 S * 10/2001 McBride D6/522
D449,477 S * 10/2001 Travis D6/546

(Continued)

(**) Term: **15 Years**

OTHER PUBLICATIONS

(21) Appl. No.: **29/596,791**
(22) Filed: **Mar. 10, 2017**
(51) **LOC (11) Cl.** **06-04**
(52) **U.S. Cl.**
USPC **D6/522**
(58) **Field of Classification Search**
USPC D6/518-523; 211/13.1, 16, 85.5, 86.01,
211/87.01, 88.04, 100, 105.1, 105.2, 106,
211/113, 123, 181.1, 182-183; 248/49,
248/175, 176.1, 200, 201, 205.1, 251,
248/302, 309.1, 315; D8/300, 370, 315;
108/28-29; 242/570, 590, 595-598;
D25/45
CPC A47K 10/40; A47K 10/3836; A47K 10/22;
A47K 10/38; A47K 2010/389; A47K
2010/3233; A47K 2010/3872
See application file for complete search history.

Spectrum diversified website, Pegboard Paper Towel Holder, Oct. 25, 2017, <https://www.spectrumdiversified.com/products/pegboard-paper-towel-holder> (Year: 2017).*

Primary Examiner — David G Muller
Assistant Examiner — Nathan M Johnston
(74) *Attorney, Agent, or Firm* — Tucker Ellis LLP;
Patrick F. Clunk

(57) **CLAIM**

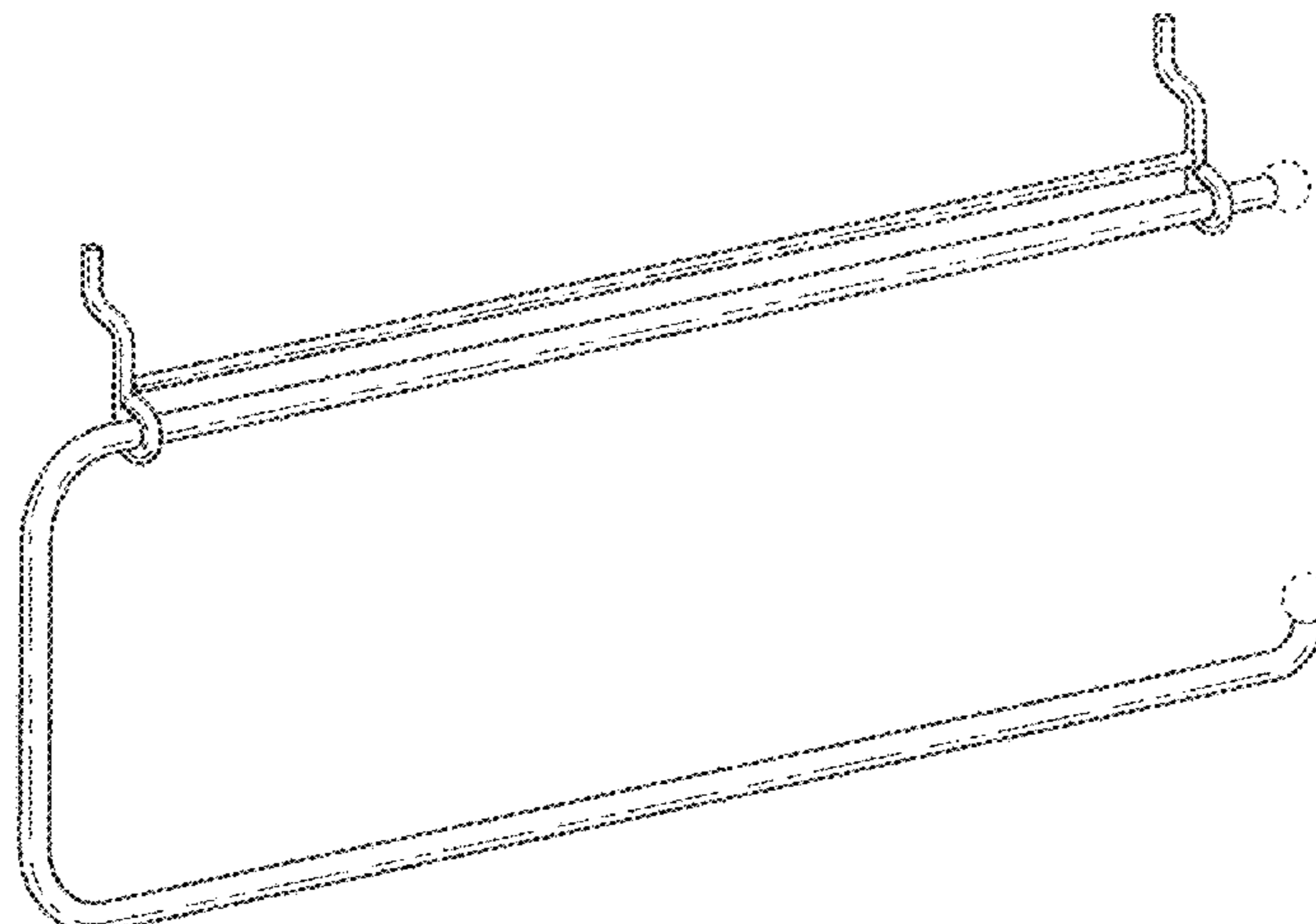
The ornamental design for a paper towel holder, as shown and described.

DESCRIPTION

FIG. 1 is a perspective view of a paper towel holder showing our new design.
FIG. 2 is a front elevation view thereof.
FIG. 3 is a rear elevation view thereof.
FIG. 4 is a left side elevation view thereof.
FIG. 5 is a right side elevation view thereof.
FIG. 6 is a top plan view thereof; and,
FIG. 7 is a bottom plan view thereof.
The broken lines show portions of the design that form no part of the claimed design.

(56) **References Cited**
U.S. PATENT DOCUMENTS
2,240,629 A * 5/1941 Smith A47K 10/3836
242/592
D155,897 S * 11/1949 Huntington 242/597.2
2,936,148 A * 5/1960 Gralewicz A47G 25/0607
211/100
4,319,687 A * 3/1982 Hull A47K 10/3836
242/596.7

1 Claim, 4 Drawing Sheets



(56)

References Cited

U.S. PATENT DOCUMENTS

D450,502	S *	11/2001	Goodman	D6/522
D450,503	S *	11/2001	Gottwald	D6/523
D452,397	S *	12/2001	Gilbert	D6/518
6,345,797	B1 *	2/2002	Ming-Hsiao	A47K 10/40
					211/105.1
D464,834	S *	10/2002	Yen	D6/546
D465,365	S *	11/2002	Moore	D6/523
D477,481	S *	7/2003	Ouano	D6/523
D521,291	S *	5/2006	Ferrer Beltran	D6/546
D521,292	S *	5/2006	Ferrer Beltran	D6/546
D522,295	S *	6/2006	Ferrer Beltran	D6/546
D523,273	S *	6/2006	Ferrer Beltran	D6/546
D559,599	S *	1/2008	Bickler	D6/523
D576,435	S *	9/2008	Snell	D6/513
D663,984	S *	7/2012	Fritz	D6/546
8,621,988	B1 *	1/2014	O'Dea	A47J 43/18
					211/181.1
D699,967	S *	2/2014	Goodman	D6/522
D701,058	S *	3/2014	Goodman	D6/522
D723,298	S *	3/2015	Goodman	D6/513
D763,596	S *	8/2016	Goodman	D6/522
D764,207	S *	8/2016	Goodman	D6/522
D784,043	S *	4/2017	Goodman	D6/546
D788,489	S *	6/2017	Goodman	D6/546
2008/0001018	A1 *	1/2008	Burnett	A47K 10/3836
					242/597.5
2009/0078816	A1 *	3/2009	Tong	A47K 10/38
					242/597

* cited by examiner

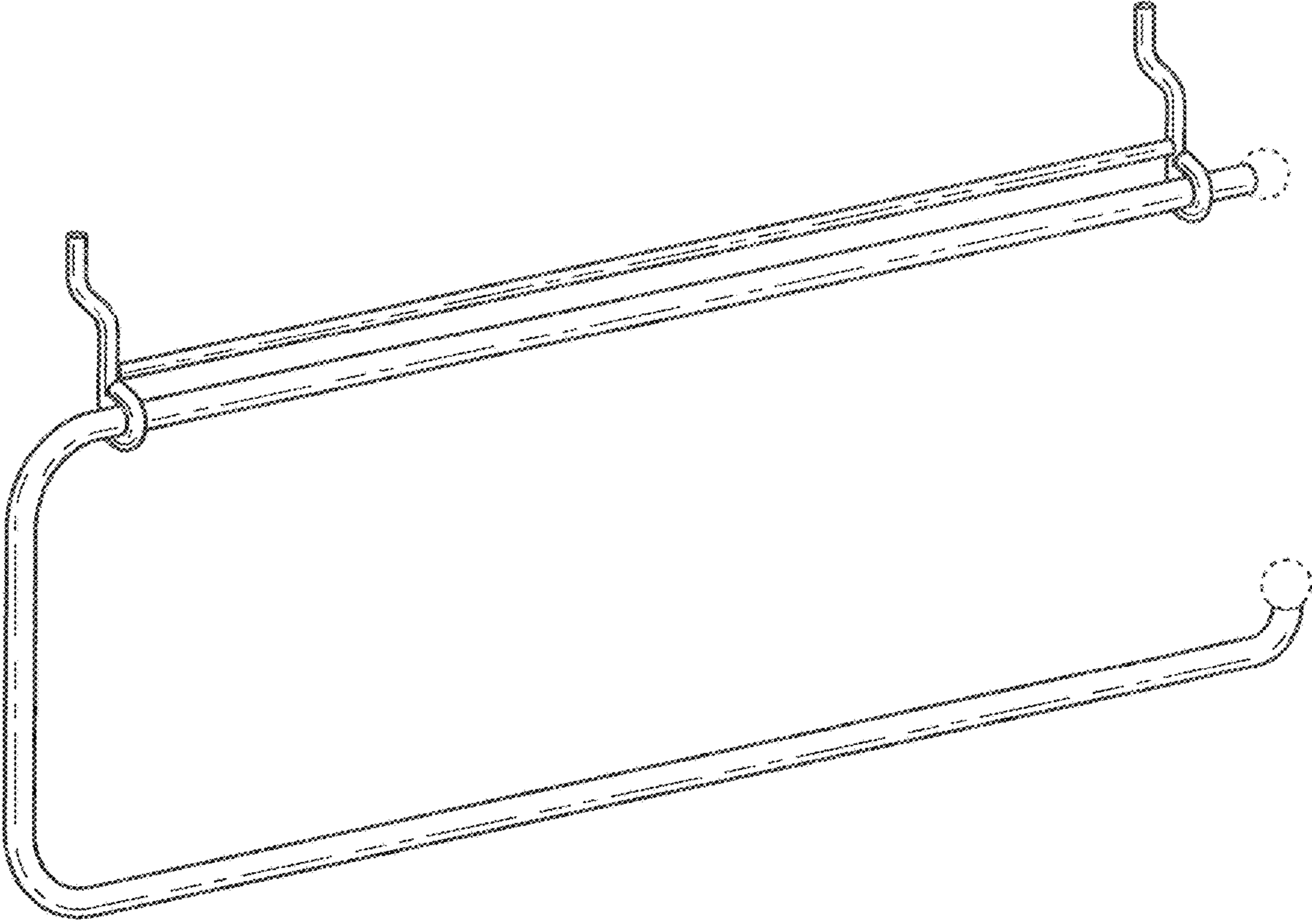


FIG. 1

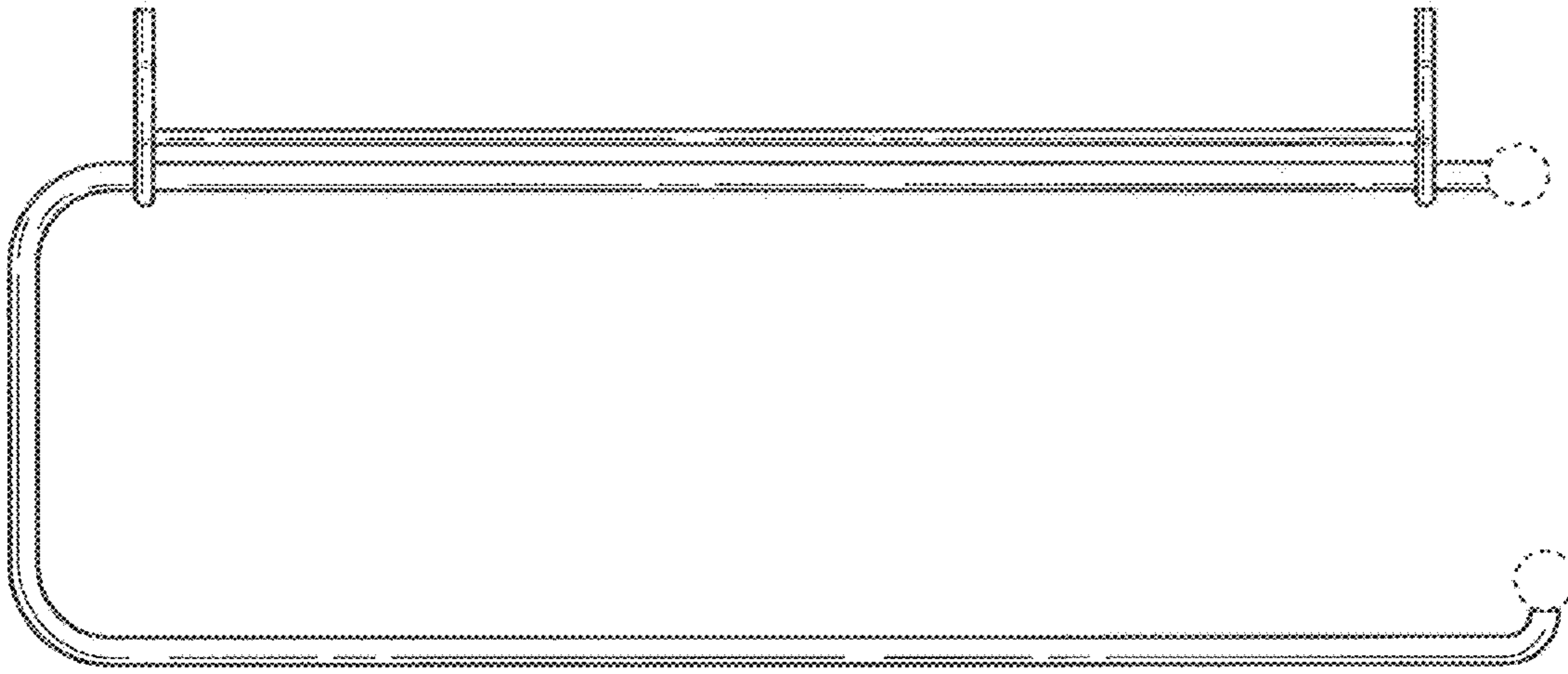


FIG. 2




FIG. 3




FIG. 4

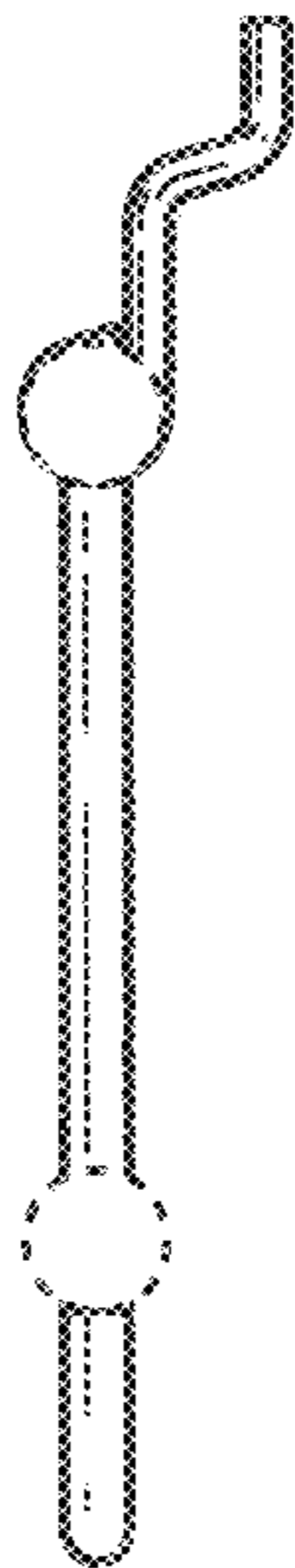


FIG. 5




FIG. 6




FIG. 7