



US00D811059S

(12) **United States Design Patent**
Matsuo

(10) **Patent No.:** **US D811,059 S**

(45) **Date of Patent:** **** Feb. 27, 2018**

- (54) **SHOE**
- (71) Applicant: **GRENDENE S.A.**, Sobral (BR)
- (72) Inventor: **Edson Matsuo**, Porto Alegre (BR)
- (73) Assignee: **Grendene S.A.**, Sobral (BR)
- (**) Term: **15 Years**

- (21) Appl. No.: **29/587,546**
- (22) Filed: **Dec. 14, 2016**

(30) **Foreign Application Priority Data**

Jun. 15, 2016 (BR) 3020160025010

- (51) **LOC (11) Cl.** **02-04**
- (52) **U.S. Cl.**
USPC **D2/923; D2/947**
- (58) **Field of Classification Search**
USPC D2/896, 902, 906-908, 923, 924, 943,
D2/944, 946, 947, 951, 953, 959, 969
CPC A43B 3/00; A43B 3/10; A43B 3/14; A43B
23/00; A43B 23/24
See application file for complete search history.

(56) **References Cited**

U.S. PATENT DOCUMENTS

- D119,654 S * 3/1940 Chedekel D2/923
- D147,356 S * 8/1947 Stritter D2/923
- D149,160 S * 4/1948 Bodie et al. D2/923
- 2,472,265 A * 6/1949 Phillips A43B 3/14
12/142 MC
- 2,548,961 A * 4/1951 Foster A43B 3/14
36/11

- D174,501 S * 4/1955 Jackson D2/923
- D265,266 S * 7/1982 Snyder D2/897
- D342,826 S * 1/1994 Valade D2/923
- D343,946 S * 2/1994 Valade D2/923
- D466,680 S * 12/2002 Jacobs D2/923
- D560,332 S * 1/2008 Della Valle D2/923
- D662,292 S * 6/2012 Meynard D2/923
- D671,300 S * 11/2012 Garcia Mira D2/923
- D770,150 S * 11/2016 Hardy D2/923

* cited by examiner

Primary Examiner — Holly H Baynham

Assistant Examiner — Rashida C. Walshon

(74) *Attorney, Agent, or Firm* — Carter, DeLuca, Farrell & Schmidt, LLP

(57) **CLAIM**

The ornamental design for a shoe, as shown and described.

DESCRIPTION

FIG. 1 is a front perspective view of a shoe in accordance with the present design;
 FIG. 2 is a top plan view thereof;
 FIG. 3 is a bottom plan view thereof;
 FIG. 4 is a front elevational view thereof;
 FIG. 5 is a rear elevational view thereof;
 FIG. 6 is a right side elevational view thereof; and,
 FIG. 7 is a left side elevational view thereof.
 Although shown in the context of a shoe for the right foot, an embodiment of the present invention also may be incorporated in a shoe for the left foot.

1 Claim, 7 Drawing Sheets


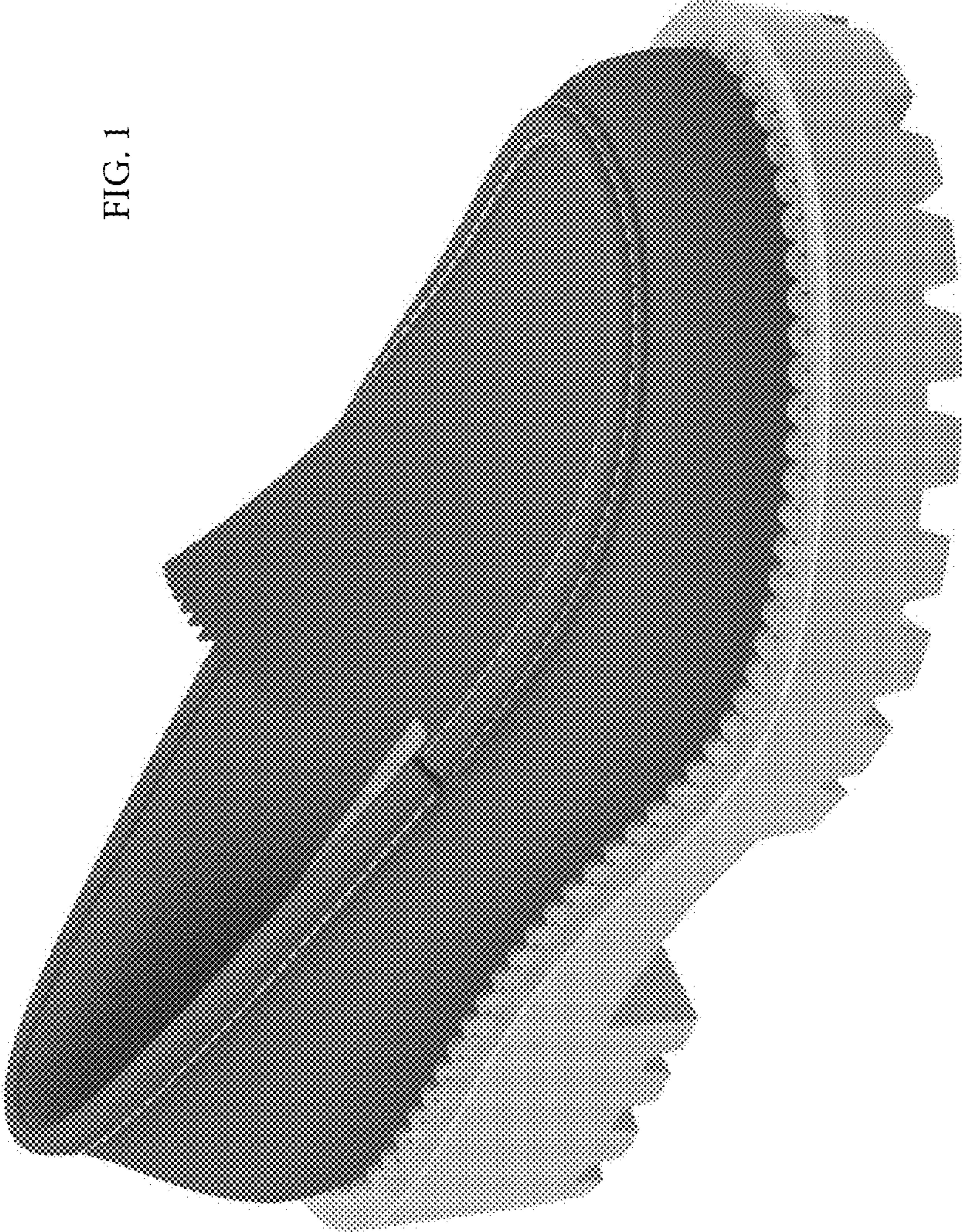


FIG. 1






FIG. 2



FIG. 3




FIG. 4




FIG. 5




FIG. 6




FIG. 7