



US00D811057S

(12) **United States Design Patent**
Zanotti

(10) **Patent No.:** **US D811,057 S**
(45) **Date of Patent:** **** Feb. 27, 2018**

(54) **SHOE**

(71) Applicant: **Vicini S.p.A.**, San Mauro Pascoli (IT)

(72) Inventor: **Giuseppe Zanotti**, San Mauro Pascoli (IT)

(73) Assignee: **VICINI S.P.A.**, San Mauro Pascoli (IT)

(**) Term: **15 Years**

(21) Appl. No.: **29/562,091**

(22) Filed: **Apr. 22, 2016**

(30) **Foreign Application Priority Data**

Mar. 29, 2016 (EM) 003046424

(51) **LOC (11) Cl.** **02-04**

(52) **U.S. Cl.**
USPC **D2/902**

(58) **Field of Classification Search**

USPC D2/896, 902, 905, 906, 907, 908, 909,
D2/910, 911, 912, 943, 944, 945, 946,
D2/947, 951, 969, 970, 972

CPC A43B 1/00; A43B 3/00; A43B 5/00; A43B
5/001; A43B 5/002; A43B 5/003; A43B
5/007; A43B 5/008; A43B 5/02; A43B
5/025; A43B 5/06; A43B 5/10; A43B
5/14; A43B 5/145; A43B 13/00; A43B
13/02; A43B 13/04; A43B 13/32; A43B
23/00; A43B 23/0215; A43B 23/022

See application file for complete search history.

(56) **References Cited**

U.S. PATENT DOCUMENTS

3,613,273 A * 10/1971 Marquis A43B 5/00
36/113
4,366,634 A * 1/1983 Giese A43B 5/00
36/114

4,411,077 A * 10/1983 Slavitt A43B 5/00
36/114
4,441,265 A * 4/1984 Burns A43B 5/00
36/114
4,577,419 A * 3/1986 Chassaing A43B 5/00
36/114
4,676,011 A * 6/1987 O'Rourke A43B 5/00
36/114
4,766,681 A * 8/1988 O'Rourke A43B 7/20
36/114
5,109,613 A * 5/1992 Van Dyke A43B 7/20
36/114
D460,605 S * 7/2002 Whittington D2/902
D591,031 S * 4/2009 Cofinco D2/902
D613,042 S * 4/2010 Andreassen D2/902
D634,918 S * 3/2011 Katz D2/902

(Continued)

Primary Examiner — Elizabeth J Oswecki

(74) *Attorney, Agent, or Firm* — Duane Morris LLP


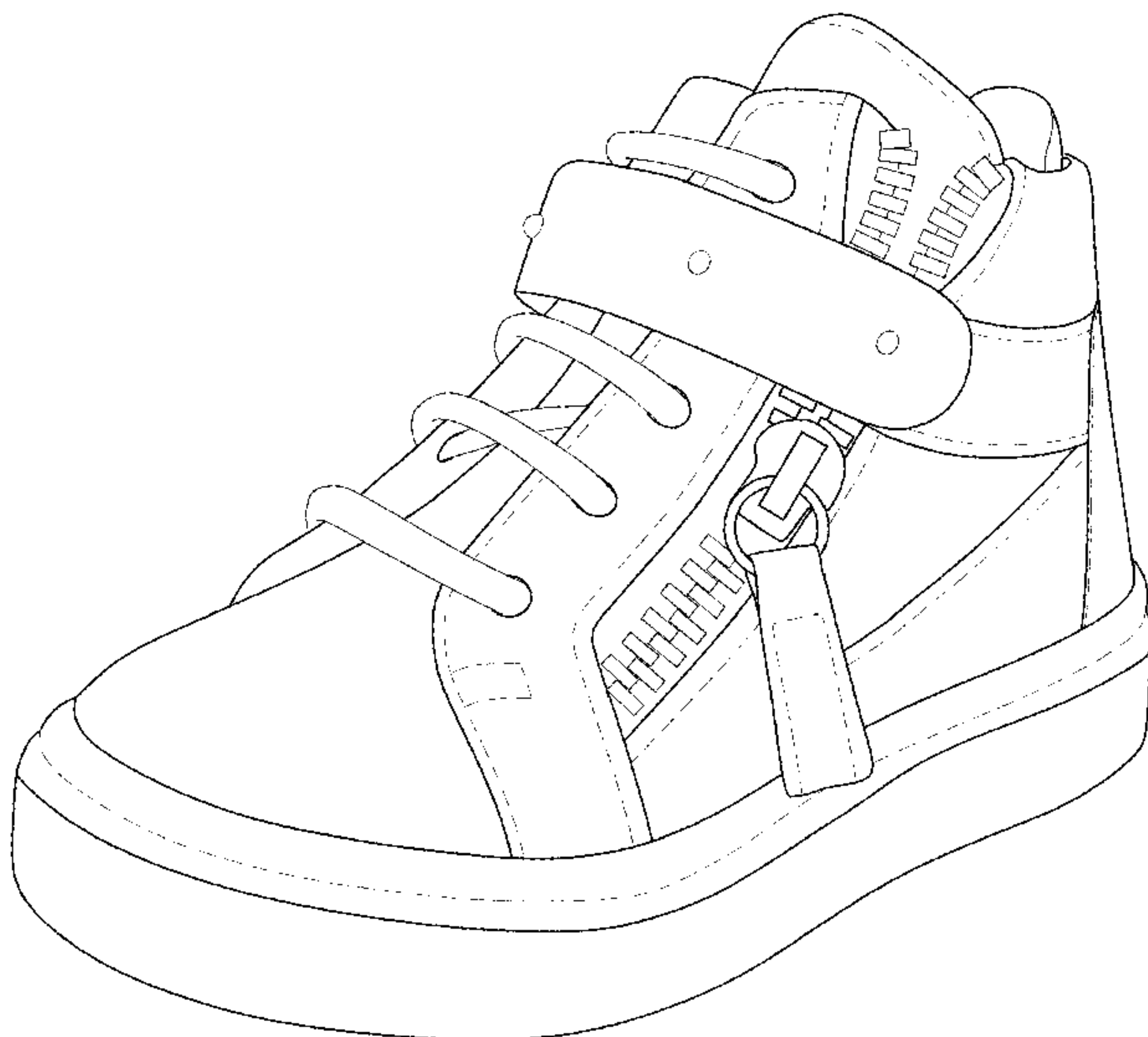
(57) **CLAIM**

The ornamental design for a shoe, as shown and described.

DESCRIPTION

FIG. 1 is a front perspective view of a first embodiment of a shoe showing my new design;
FIG. 2 is a top view thereof;
FIG. 3 is a front elevation view thereof;
FIG. 4 is a rear elevation view thereof;
FIG. 5 is a left side elevation view thereof;
FIG. 6 is a right side elevation view thereof;
FIG. 7 is a front perspective view of a second embodiment of a shoe showing my new design;
FIG. 8 is a top view thereof;
FIG. 9 is a front elevation view thereof;
FIG. 10 is a rear elevation view thereof;
FIG. 11 is a left side elevation view thereof; and,
FIG. 12 is a right side elevation view thereof.
The broken lines shown on the shoe represent thread stitching and form no part of the claimed invention.

1 Claim, 12 Drawing Sheets



(56)

References Cited

U.S. PATENT DOCUMENTS

| | | | | | |
|-----------|------|---------|---------|-------|-----------|
| D635,748 | S * | 4/2011 | Katz | | D2/902 |
| D641,546 | S * | 7/2011 | Choi | | D2/902 |
| D641,963 | S * | 7/2011 | Choi | | D2/902 |
| D656,715 | S * | 4/2012 | Katz | | D2/902 |
| D709,676 | S * | 7/2014 | Iachini | | D2/902 |
| D719,725 | S * | 12/2014 | Katz | | D2/902 |
| D759,948 | S * | 6/2016 | Sassi | | D2/902 |
| D769,586 | S * | 10/2016 | Buscemi | | D2/902 |
| 9,532,625 | B2 * | 1/2017 | Katz | | A43B 7/20 |
| D782,165 | S * | 3/2017 | Slimane | | D2/902 |

* cited by examiner



FIG.1

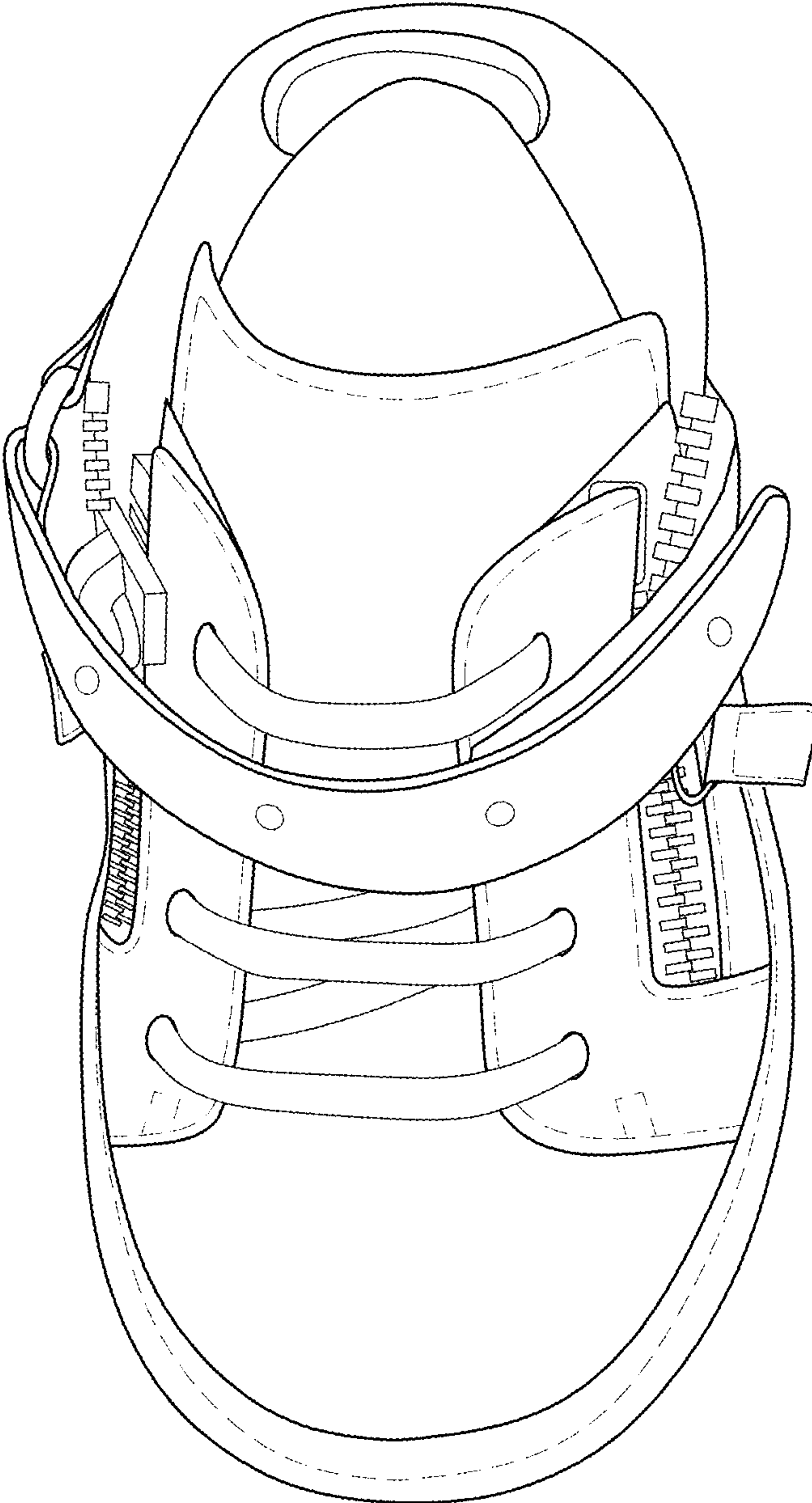


FIG. 2

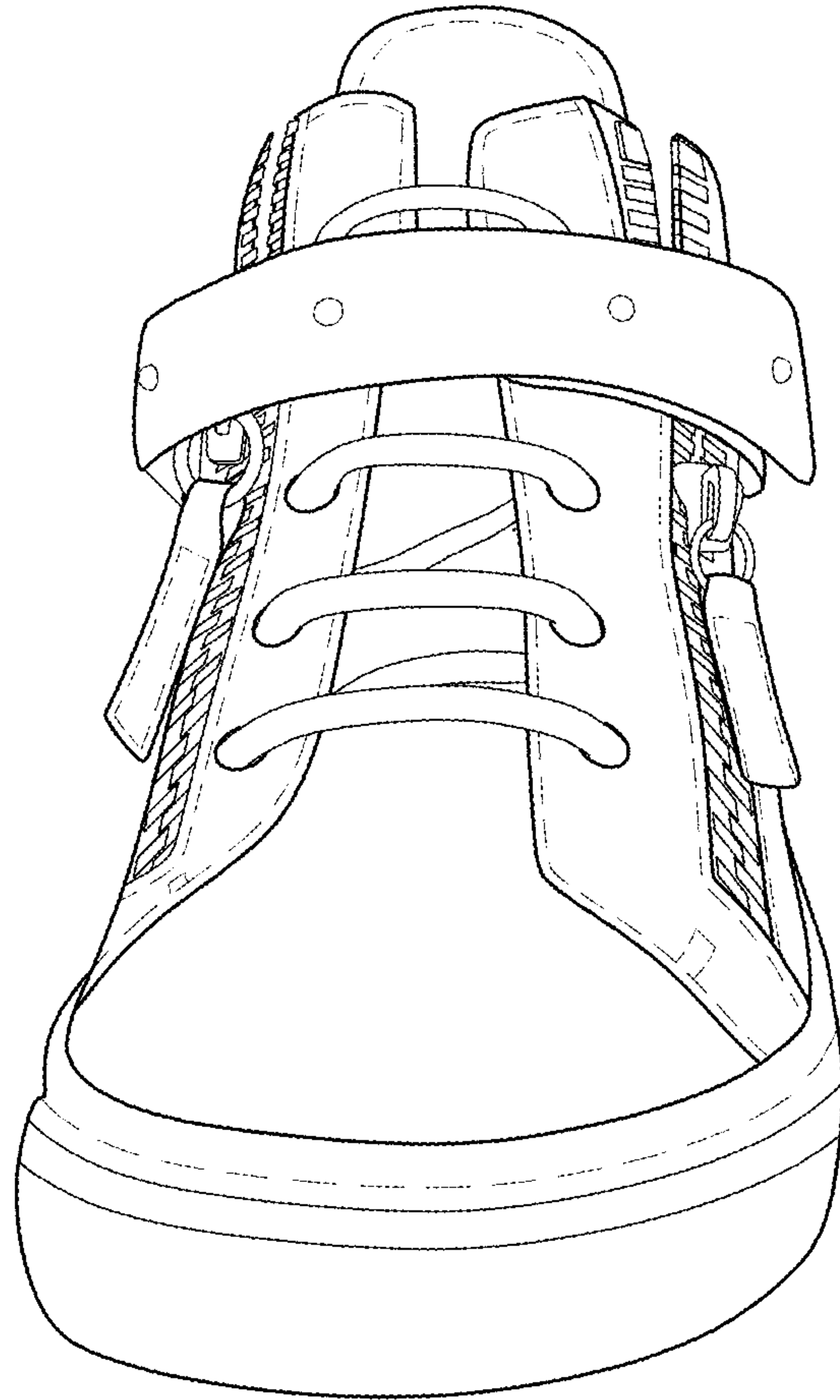


FIG. 3

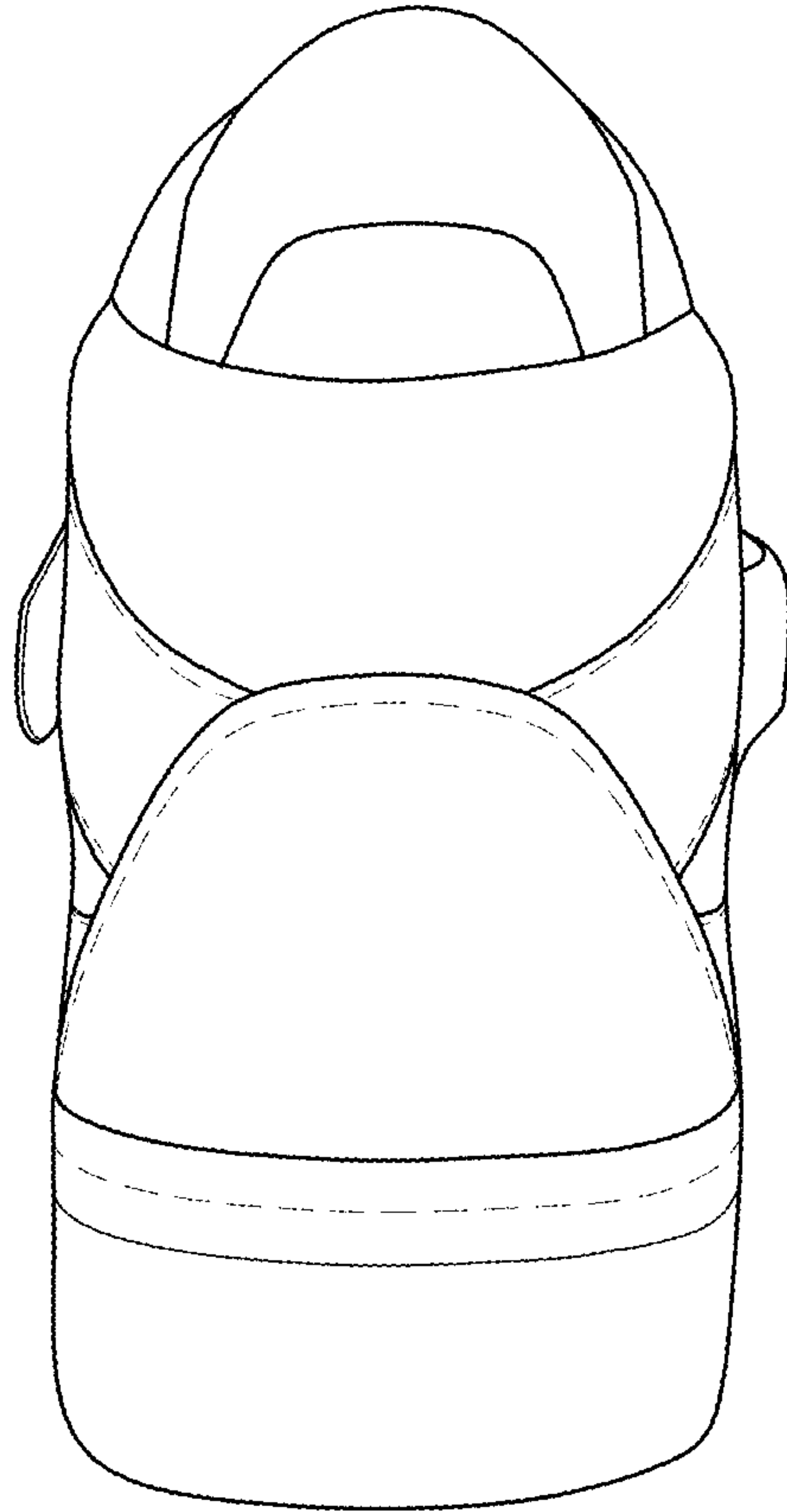


FIG.4

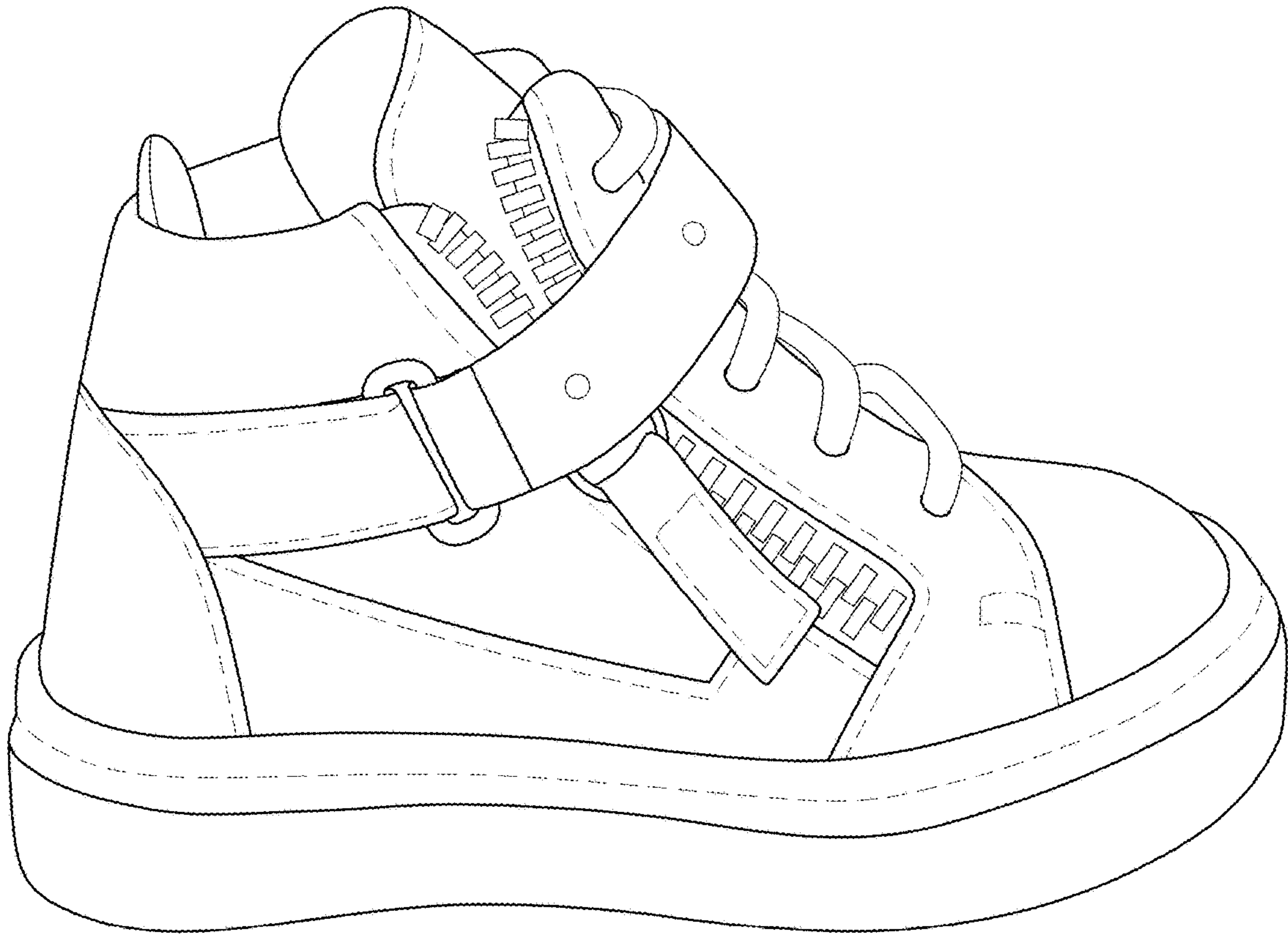


FIG. 5

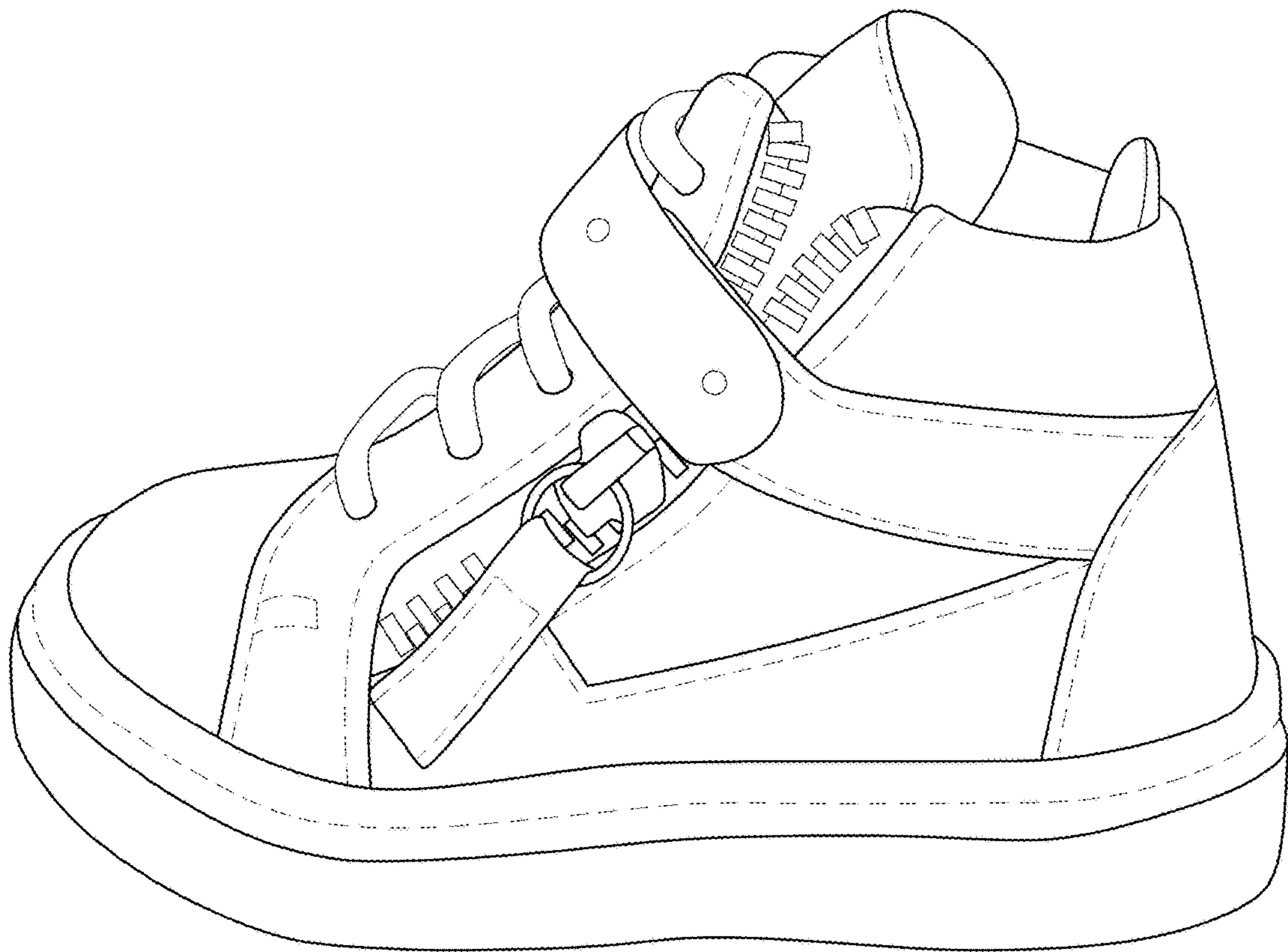


FIG. 6



FIG.7

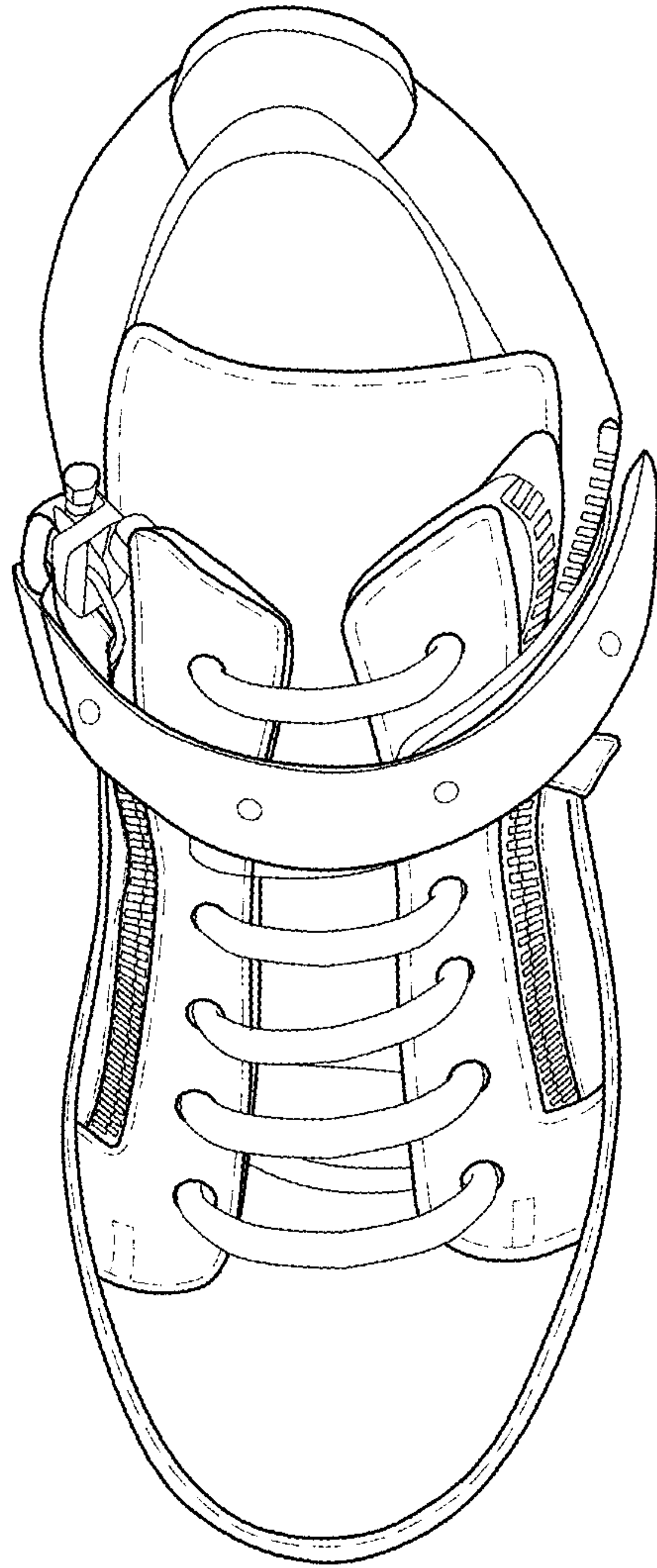


FIG. 8



FIG. 9

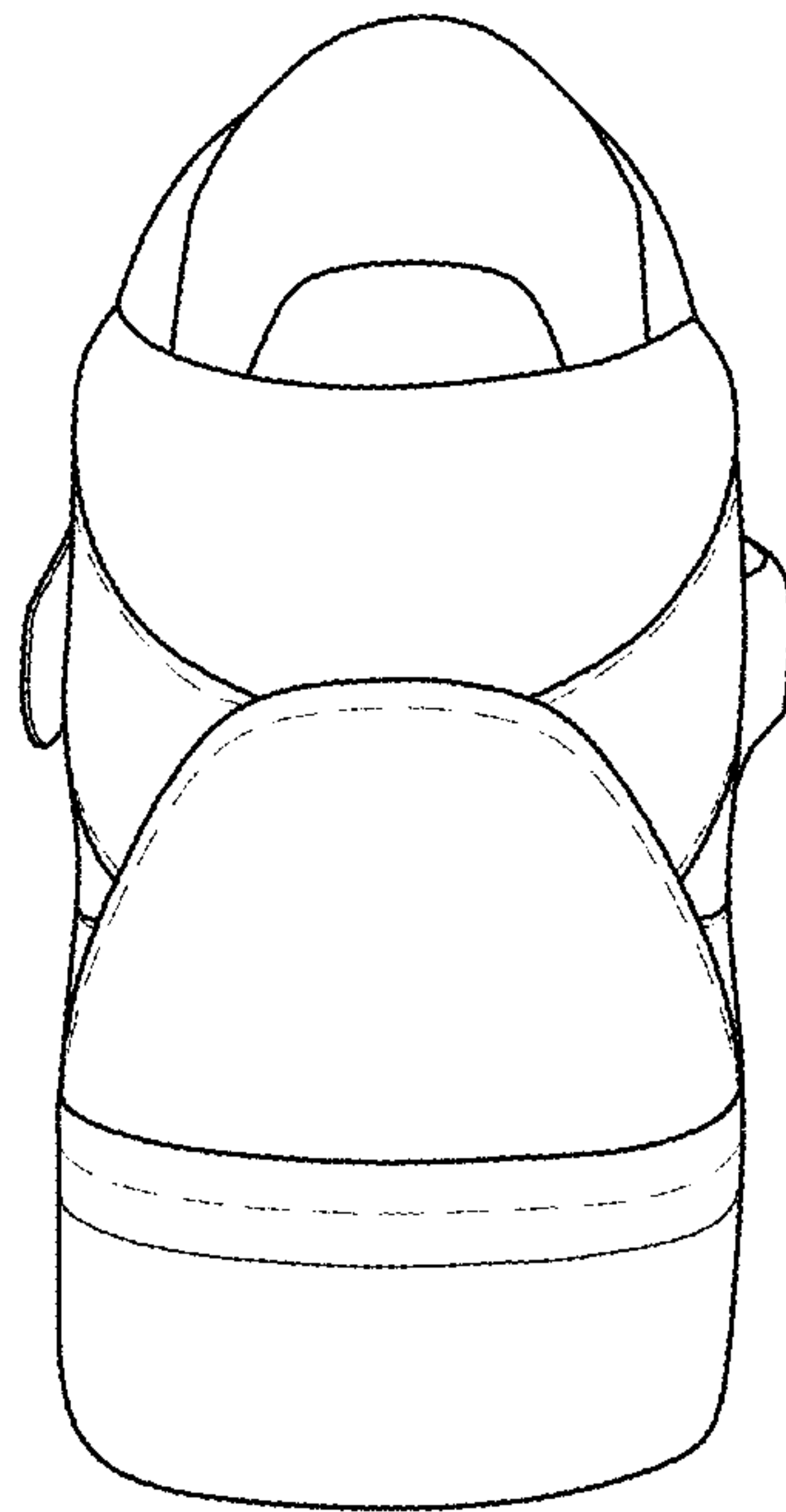


FIG.10




FIG. 11



FIG. 12