



US00D811053S

(12) **United States Design Patent**
Lomax

(10) **Patent No.:** **US D811,053 S**

(45) **Date of Patent:** **** Feb. 27, 2018**

(54) **GARMENT**

(71) Applicant: **NIKE, Inc.**, Beaverton, OR (US)

(72) Inventor: **Jessica A. Lomax**, Portland, OR (US)

(73) Assignee: **NIKE, Inc.**, Beaverton, OR (US)

(**) Term: **15 Years**

(21) Appl. No.: **29/582,865**

(22) Filed: **Oct. 31, 2016**

(51) **LOC (11) Cl.** **02-02**

(52) **U.S. Cl.**
USPC **D2/840**

(58) **Field of Classification Search**
USPC D2/602, 614, 717, 750, 728, 731, 739,
D2/828, 840, 847, 849, 853, 862;
D5/63-66; D11/95-116; D29/100,
D29/101.1, 121.1; D21/803-810, 829
CPC ... A41D 1/04; A41D 1/18; A41D 1/22; A41D
10/00; A41D 13/0002; A41D 13/0012;
A41D 13/0015; A41D 27/02; A41D
27/08; A41D 27/10; A41D 27/24; A41D
27/28; A41D 27/285; A41D 2400/10;
A41D 2400/60; A41D 2600/10; A41B
1/00; A41B 1/08; A41B 3/00; A41B 9/06;
A41B 2400/20; A41B 2400/60; A41C
3/08; A63B 69/38; D10B 2401/02; Y10S
2/01

See application file for complete search history.

(56) **References Cited**

U.S. PATENT DOCUMENTS

D417,542 S *	12/1999	Pyburne	D2/602
D714,524 S *	10/2014	Borovicka	D2/825
D732,272 S *	6/2015	Fischer	D2/731
D747,850 S *	1/2016	Borovicka	D2/839
D750,870 S *	3/2016	DeGeorge	D2/840
D758,692 S *	6/2016	Burlo	D2/731

D760,479 S *	7/2016	Adrovic	D2/731
D760,480 S *	7/2016	Adrovic	D2/731
D778,538 S *	2/2017	Jackson	D2/742
D784,659 S *	4/2017	Darmour	D2/840
D786,536 S *	5/2017	Ingram	D2/738
D787,782 S *	5/2017	Darmour	D2/731
D789,042 S *	6/2017	Lomax	D2/831
D791,444 S *	7/2017	Darmour	D2/853
D792,677 S *	7/2017	Carney	D2/743
D796,156 S *	9/2017	Schneider	D2/728

(Continued)

Primary Examiner — Kevin K Rudzinski

Assistant Examiner — Paul D Bohannon

(74) *Attorney, Agent, or Firm* — Shook, Hardy & Bacon
L.L.P.

(57) **CLAIM**

The ornamental design for a garment, as shown and described.

DESCRIPTION

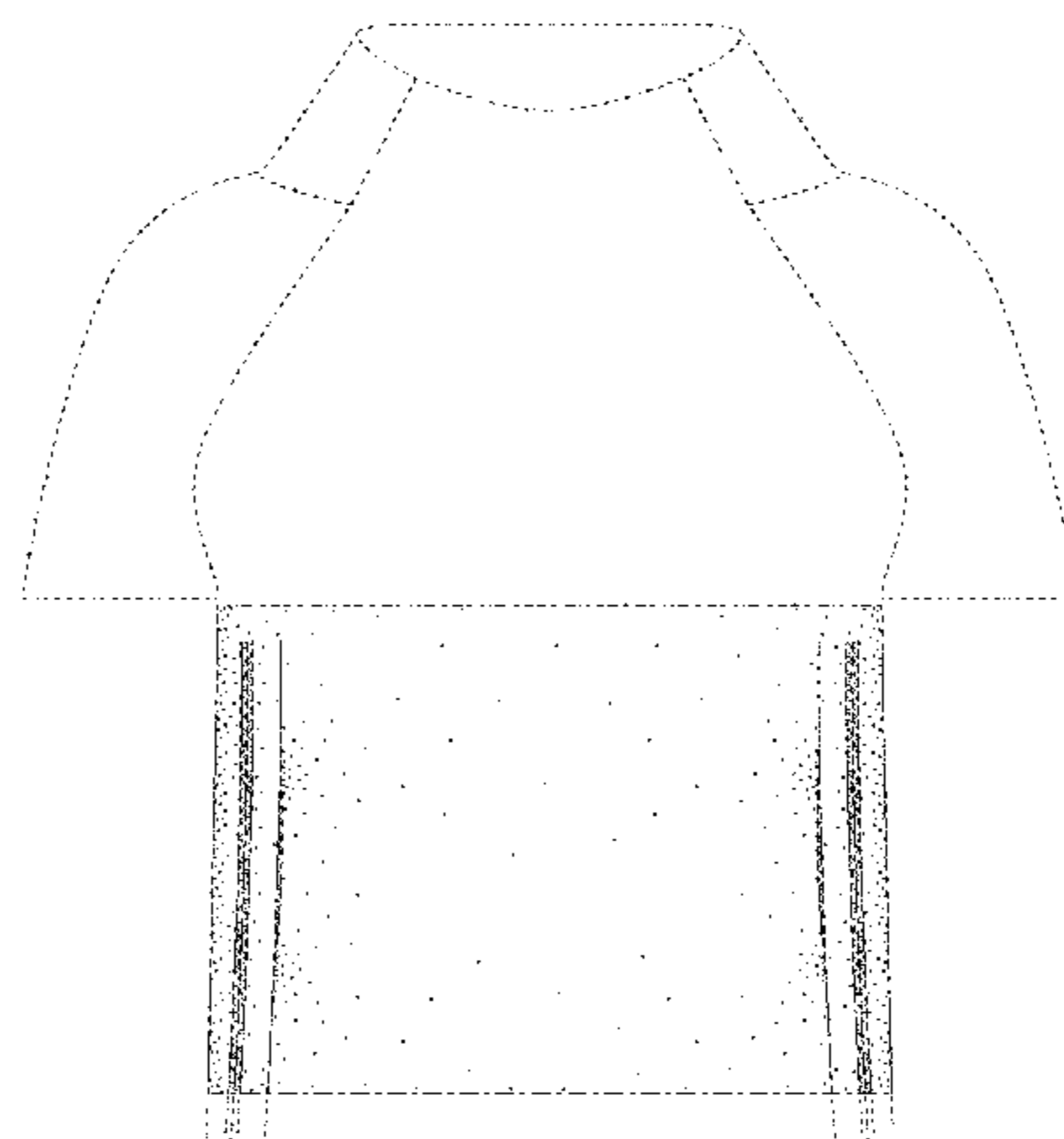
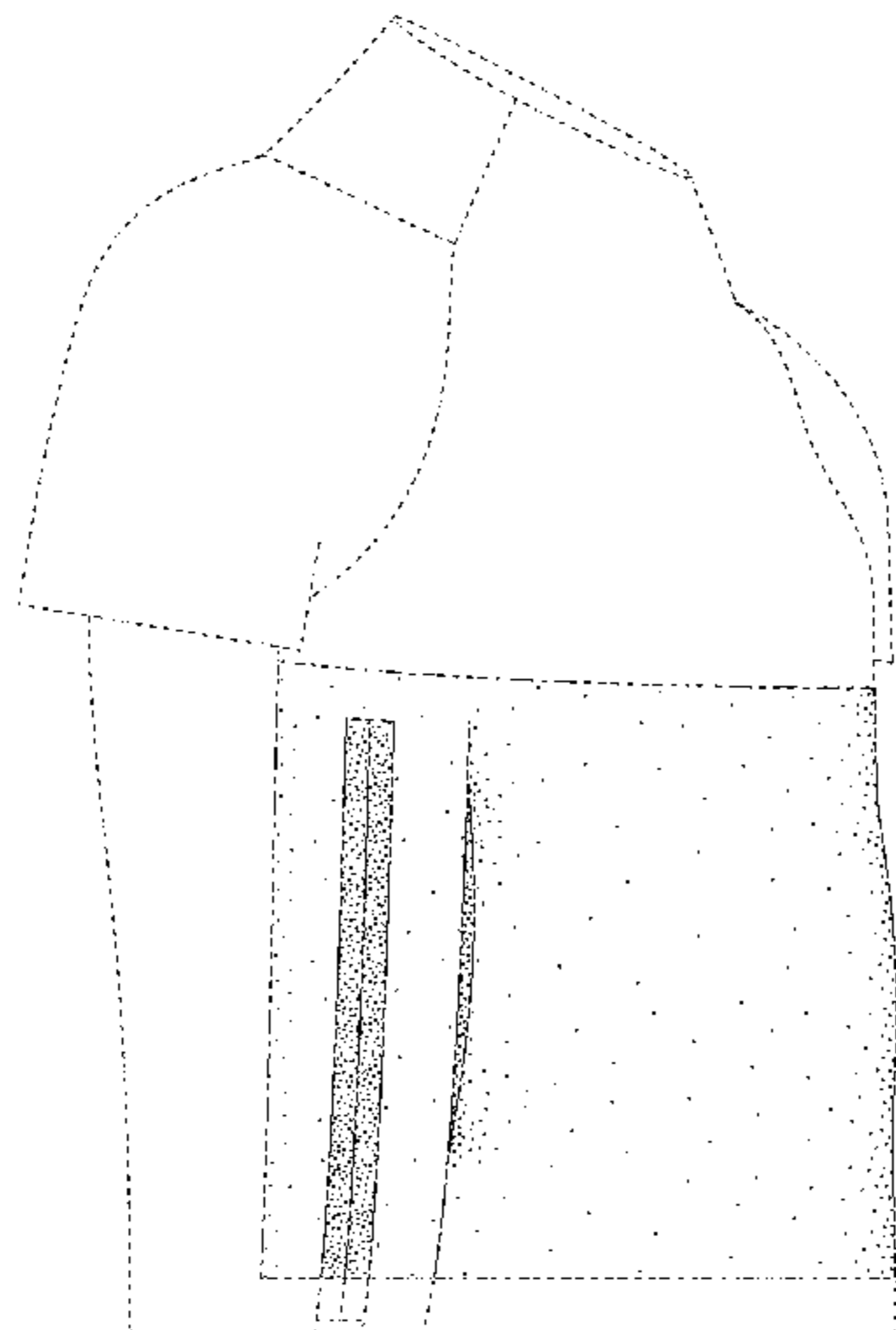
FIG. 1 is a front left perspective view of a garment showing my new design in an in-use configuration;
FIG. 2 is a front view thereof;
FIG. 3 is a rear view thereof;
FIG. 4 is a first side view thereof;
FIG. 5 is a second side view thereof; and,
FIG. 6 is a top view thereof.

The evenly-spaced broken lines shown in the drawings are directed to environment, are for informational purposes only, and form no part of the claimed design.

The long and short broken lines are boundary lines, which define the bounds of the claimed design. These boundaries do not exist in reality in the article embodying the design. It is understood that the claimed design extends to these boundaries but does not include the boundaries.

The contrast in shading represents a contrast in appearance only and does not represent any particular color, material, texture or finish.

1 Claim, 6 Drawing Sheets



(56)

References Cited

U.S. PATENT DOCUMENTS

D797,402 S * 9/2017 Lomax D2/728
D797,410 S * 9/2017 Lomax D2/728

* cited by examiner

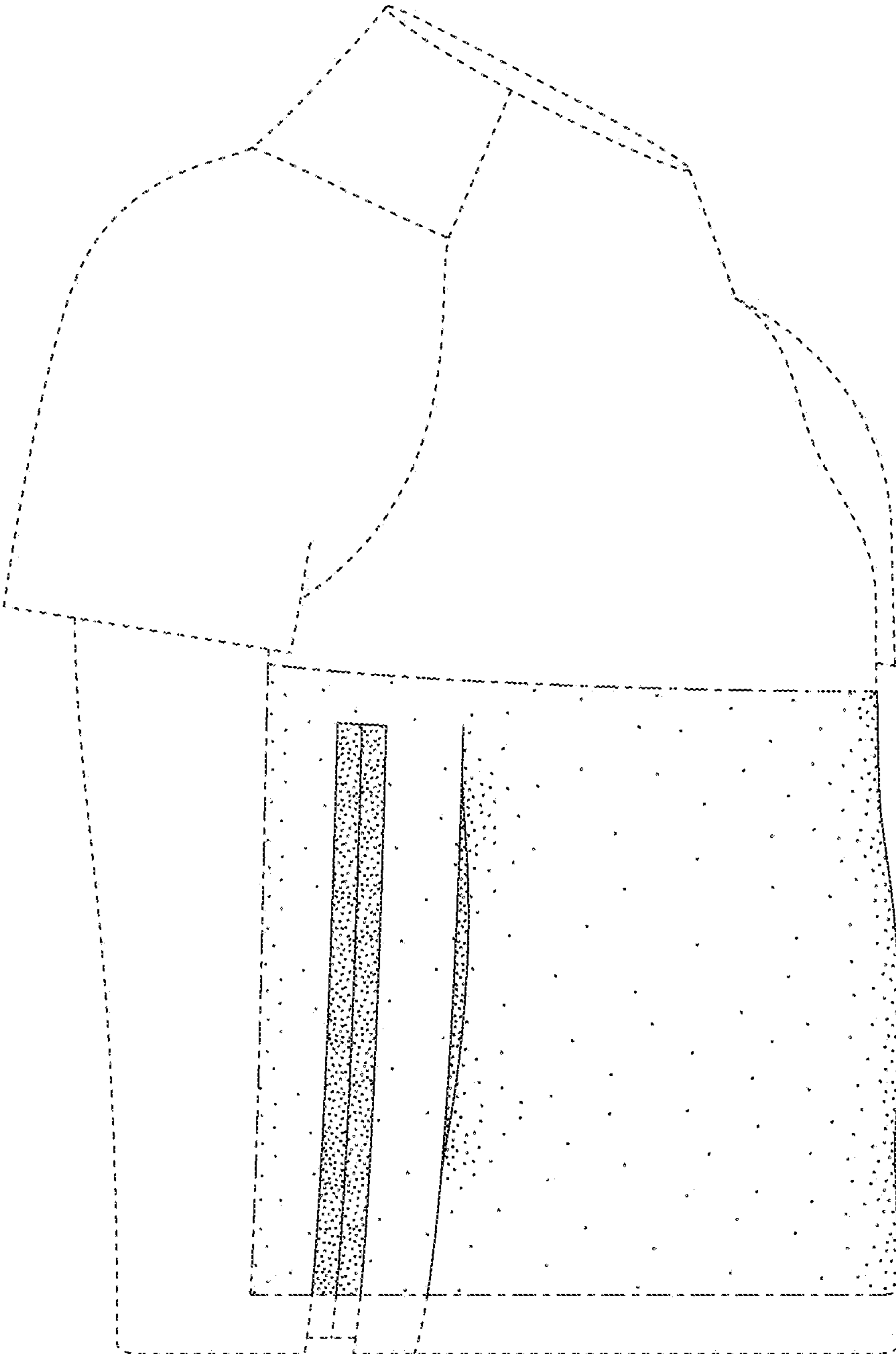


FIG. 1

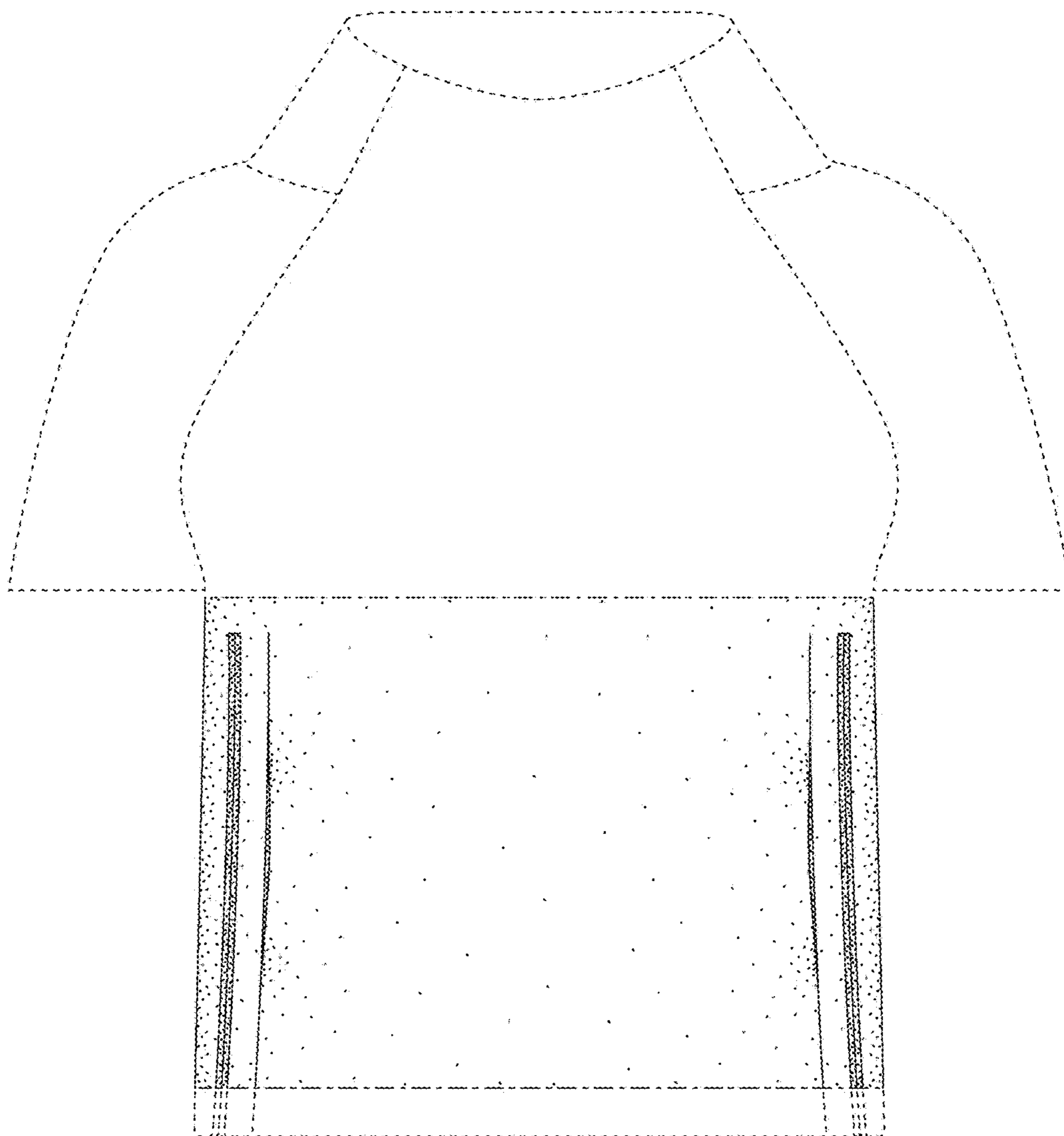


FIG. 2

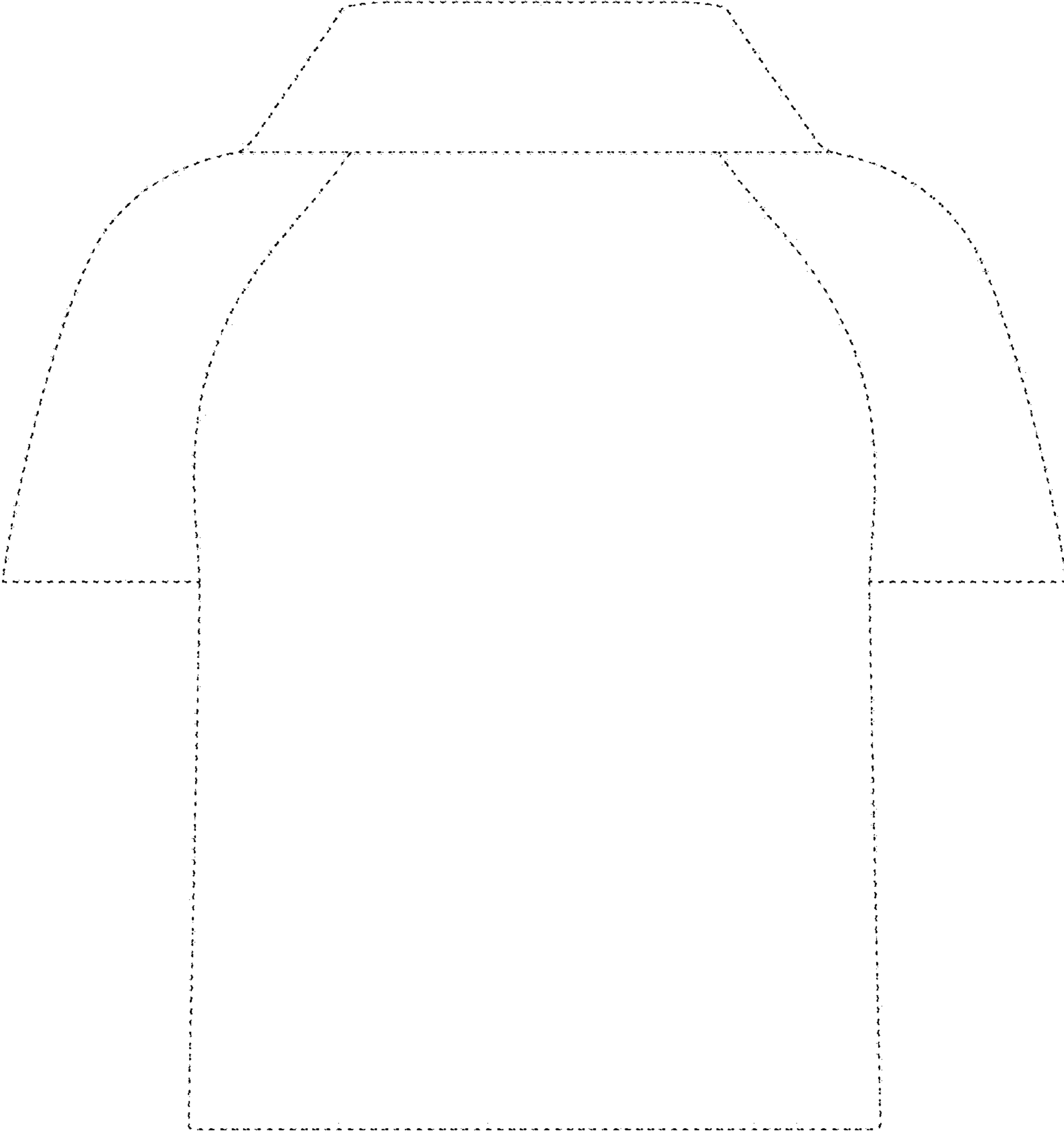


FIG. 3

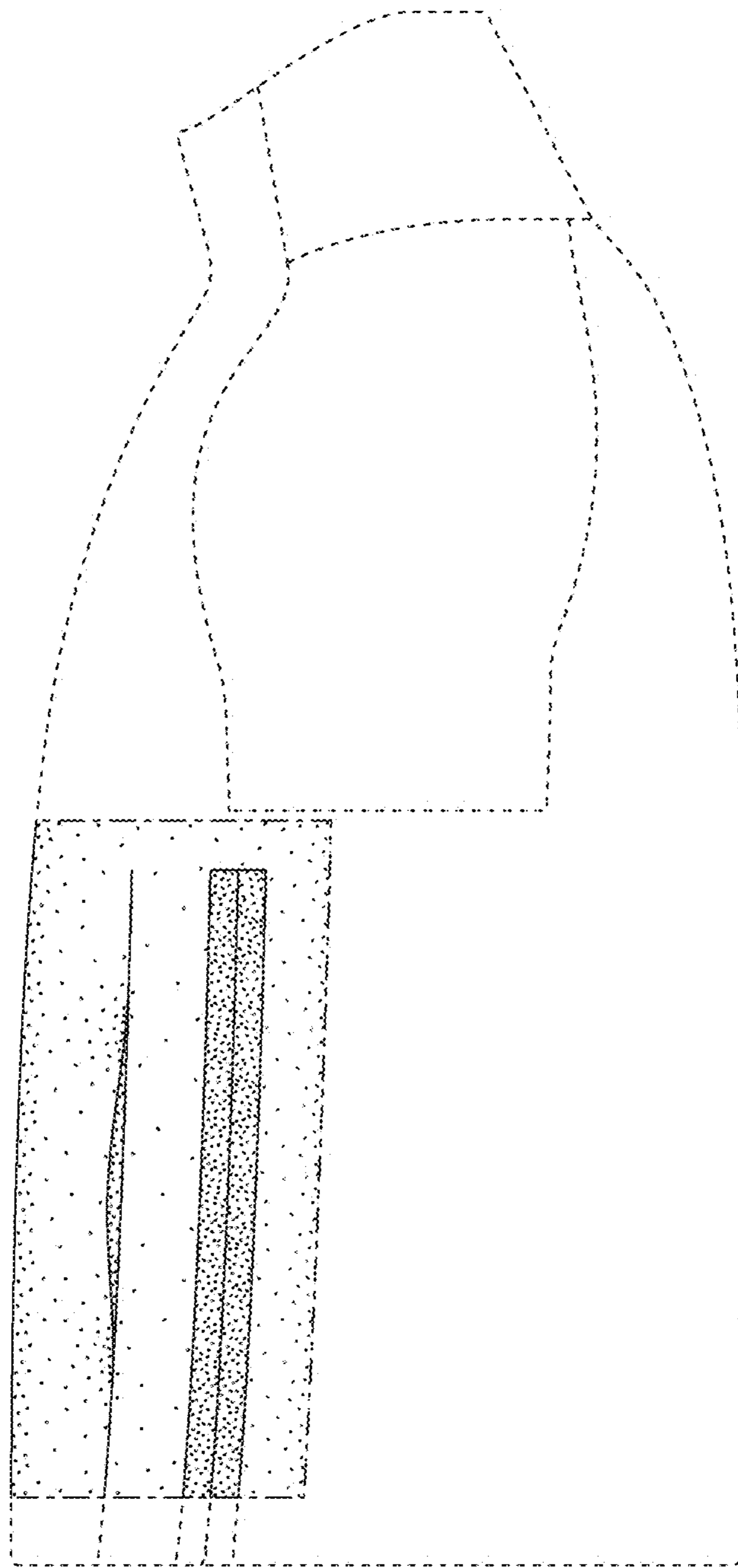


FIG. 4

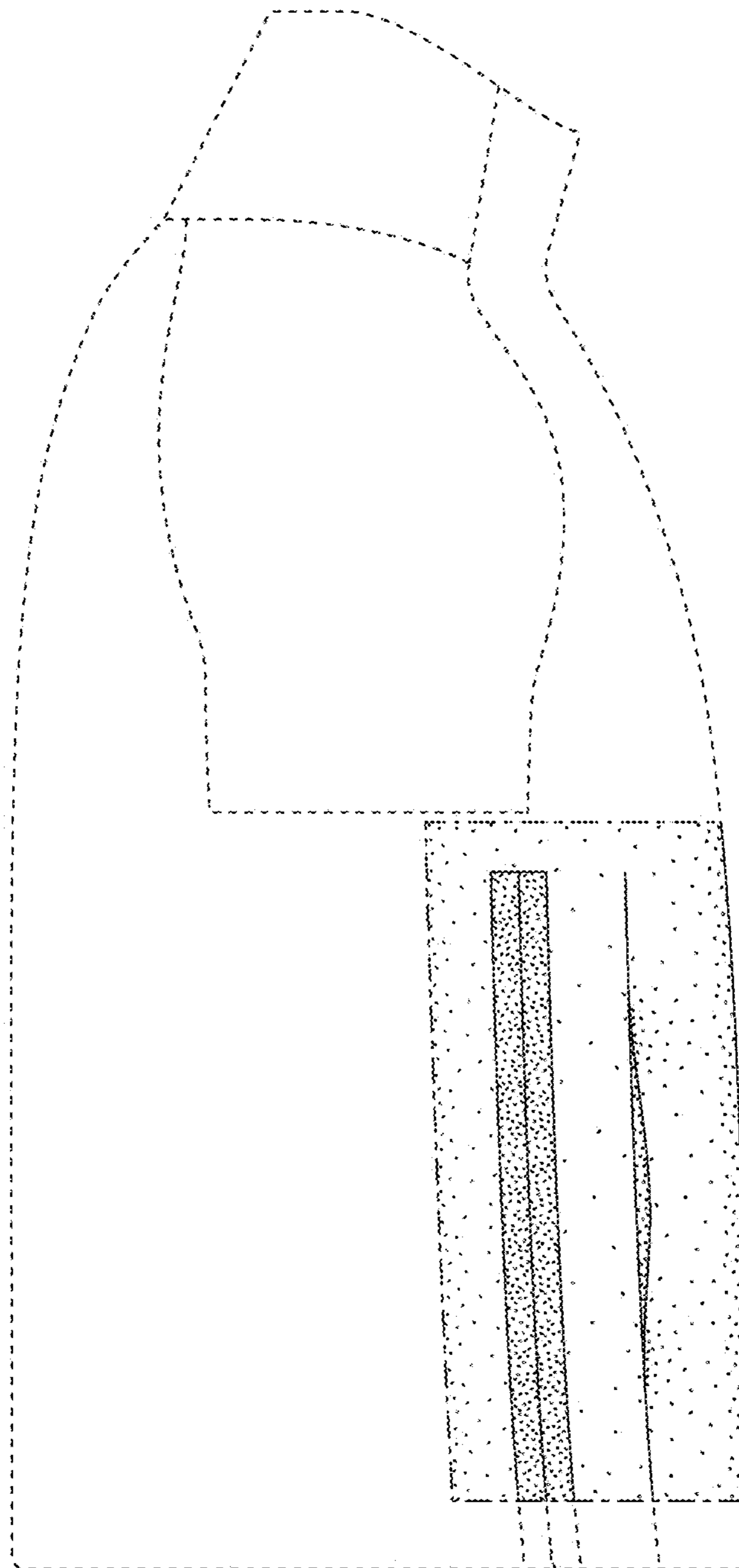


FIG. 5

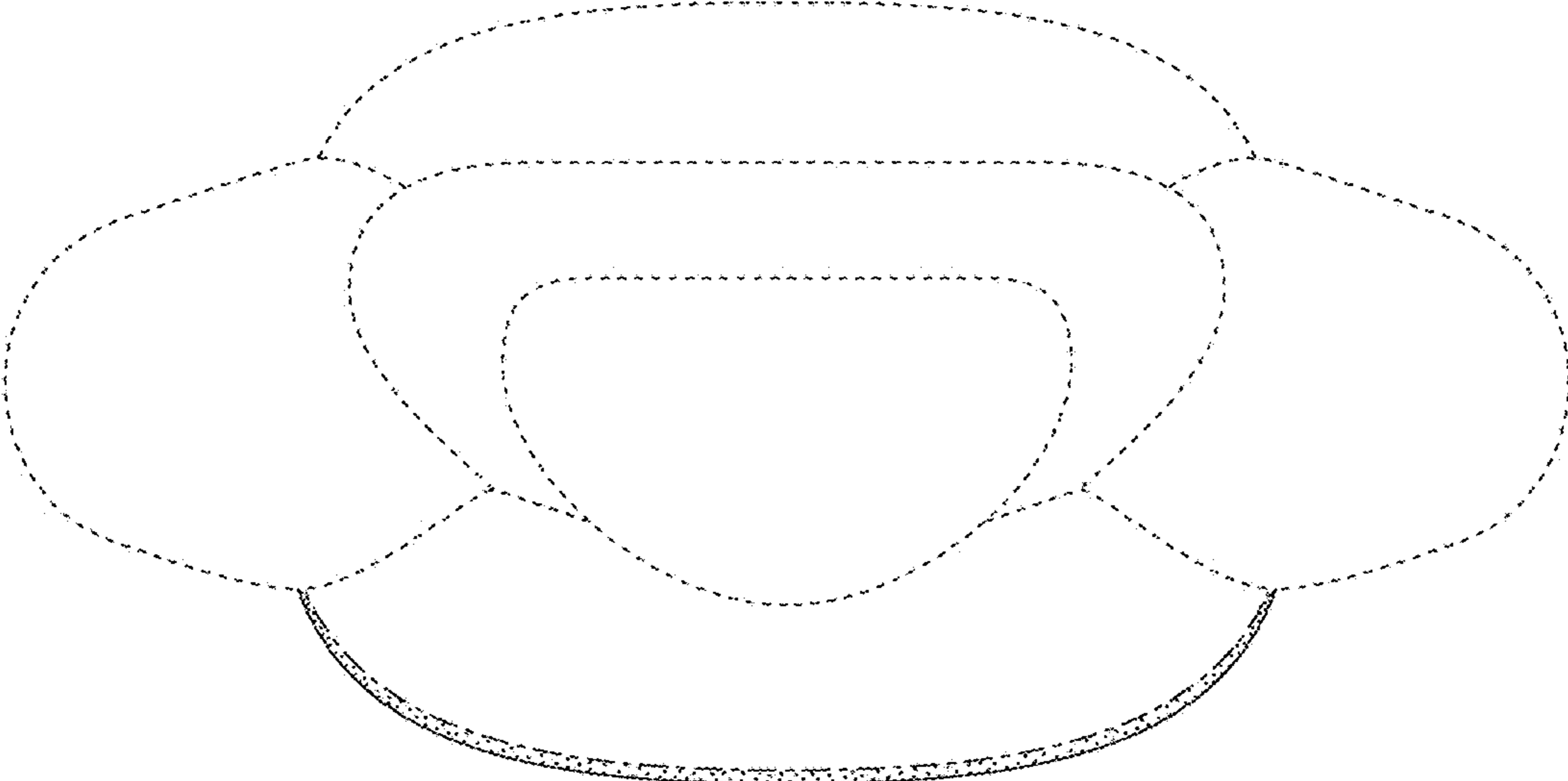


FIG. 6