



US00D811052S

(12) **United States Design Patent** (10) **Patent No.:** **US D811,052 S**
Harris (45) **Date of Patent:** **** Feb. 27, 2018**

(54) **SHIRT**

Assistant Examiner — Rebecca Tsehaye

(71) Applicant: **NIKE, Inc.**, Beaverton, OR (US)

(74) *Attorney, Agent, or Firm* — Shook, Hardy and Bacon L.L.P.

(72) Inventor: **Donavan Harris**, Portland, OR (US)

(57) **CLAIM**

(73) Assignee: **NIKE, Inc.**, Beaverton, OR (US)

The ornamental design for a shirt, as shown and described.

(**) Term: **15 Years**

DESCRIPTION

(21) Appl. No.: **29/546,198**

(22) Filed: **Nov. 19, 2015**

(51) **LOC (11) Cl.** **02-02**

(52) **U.S. Cl.**
USPC **D2/840**

(58) **Field of Classification Search**
USPC D2/840, 850, 828, 846, 717, 739, 731,
D2/749–751; D5/1, 55, 57; 2/90, 115,
2/125, 128

(Continued)

(56) **References Cited**

U.S. PATENT DOCUMENTS

1,158,938 A 11/1915 Kronthal
1,202,332 A 10/1916 Tschirgi

(Continued)

FOREIGN PATENT DOCUMENTS

EP 0893072 A1 1/1999
GB 1281848 A 7/1972

OTHER PUBLICATIONS

“Dress Shirts Split Yoke vs One Piece Yoke,” Proper Cloth, propercloth.com, 2015. Available at: <http://propercloth.com/reference/dress-shirts-split-yoke-vs-one-piece-yoke/>.

(Continued)

Primary Examiner — Susan Bennett Hattan

1 Claim, 7 Drawing Sheets

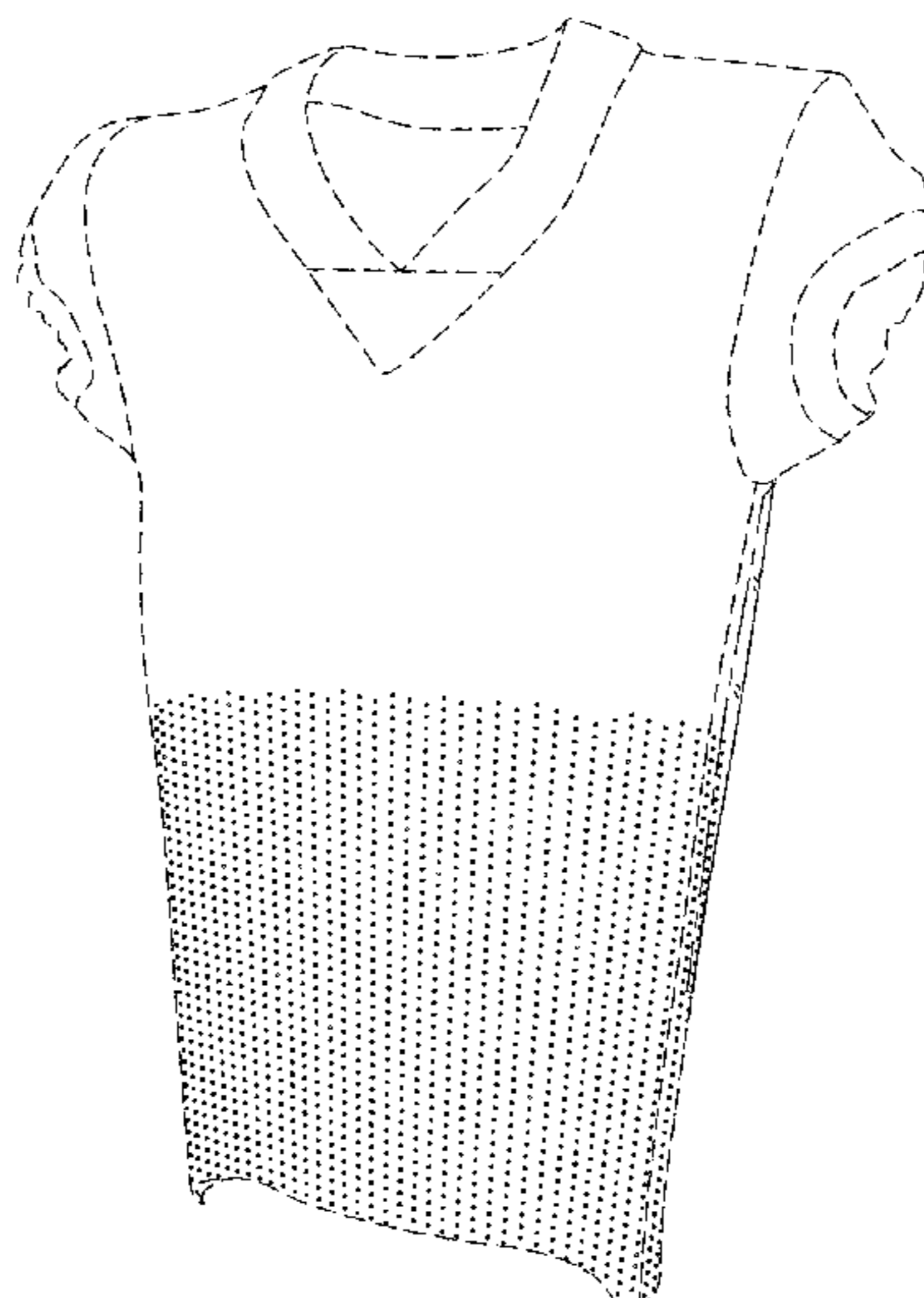


FIG. 1 is a front, left perspective view of a shirt showing a first embodiment according to the present design;
FIG. 2 is a front view thereof;
FIG. 3 is a rear view thereof;
FIG. 4 is a left side view thereof;
FIG. 5 is a top-down view thereof;
FIG. 6 is a bottom-up view thereof;
FIG. 7 is a front view of the shirt showing a second embodiment according to the present design;
FIG. 8 is a rear view thereof;
FIG. 9 is a left side view thereof;
FIG. 10 is a top-down view thereof; and,
FIG. 11 is a bottom-up view thereof.
The evenly spaced broken lines shown in the drawings are directed to environment, are for informational purposes only, and form no part of the claimed design.
The long and short broken lines are boundary lines, which define the bounds of the claimed design. These boundaries do not exist in reality in the article embodying the design. It is understood that the claimed design extends to these boundaries but does not include the boundaries.
The surface shading on the claimed portion is provided only to indicate the character and/or any contour or curvature of the surfaces. They do not indicate color, texture, markings that actually exist thereon, indicia, graphic representations, surface treatment, or any other ornamentation applied to the article.
The small circles within the claimed area are perforations. The small circles outside of the claimed area are perforations shown for environmental purposes only.

(58) **Field of Classification Search**
CPC A41B 1/00; A41B 1/08
See application file for complete search history.

(56) **References Cited**

U.S. PATENT DOCUMENTS

1,208,193	A	12/1916	Nightingale	
2,126,186	A	8/1938	Friedland	
2,341,797	A	2/1944	Lesser	
4,208,742	A	6/1980	Maos	
4,635,301	A	1/1987	Sulser	
5,083,315	A	1/1992	Dillon, Jr.	
5,349,704	A	9/1994	Masters	
5,487,189	A	1/1996	Bell	
D457,709	S	5/2002	Davis	
D515,824	S *	2/2006	Leisch	D5/53
D526,763	S	8/2006	Tanner	
D529,295	S *	10/2006	Kressner	D5/53
D612,130	S *	3/2010	Hall	D2/840
D696,488	S *	12/2013	Kenney	D2/840

D737,543	S *	9/2015	Turner	D2/717
D745,250	S *	12/2015	McClain	D2/731
D760,479	S *	7/2016	Adrovic	D2/731
D763,582	S *	8/2016	McClain	D5/1
D770,141	S *	11/2016	Woosey	D2/840
D779,163	S *	2/2017	Adrovic	D2/840
D784,706	S *	4/2017	McClain	D5/1
2007/0294801	A1	12/2007	Furgerson et al.	
2008/0078009	A1	4/2008	Black et al.	
2010/0186138	A1	7/2010	Hale	
2012/0324618	A1	12/2012	Dieffenbacher	
2015/0040286	A1	2/2015	Schultz et al.	

OTHER PUBLICATIONS

Jess, "Reebok clothing review & giveaway," Blonde Ponytail, May 23, 2013. Available at: <http://blondeponytail.com/2013/05/reebok-clothing-review-giveaway/>.
Design U.S. Appl. No. 29/530,055, filed Jun. 12, 2015.

* cited by examiner

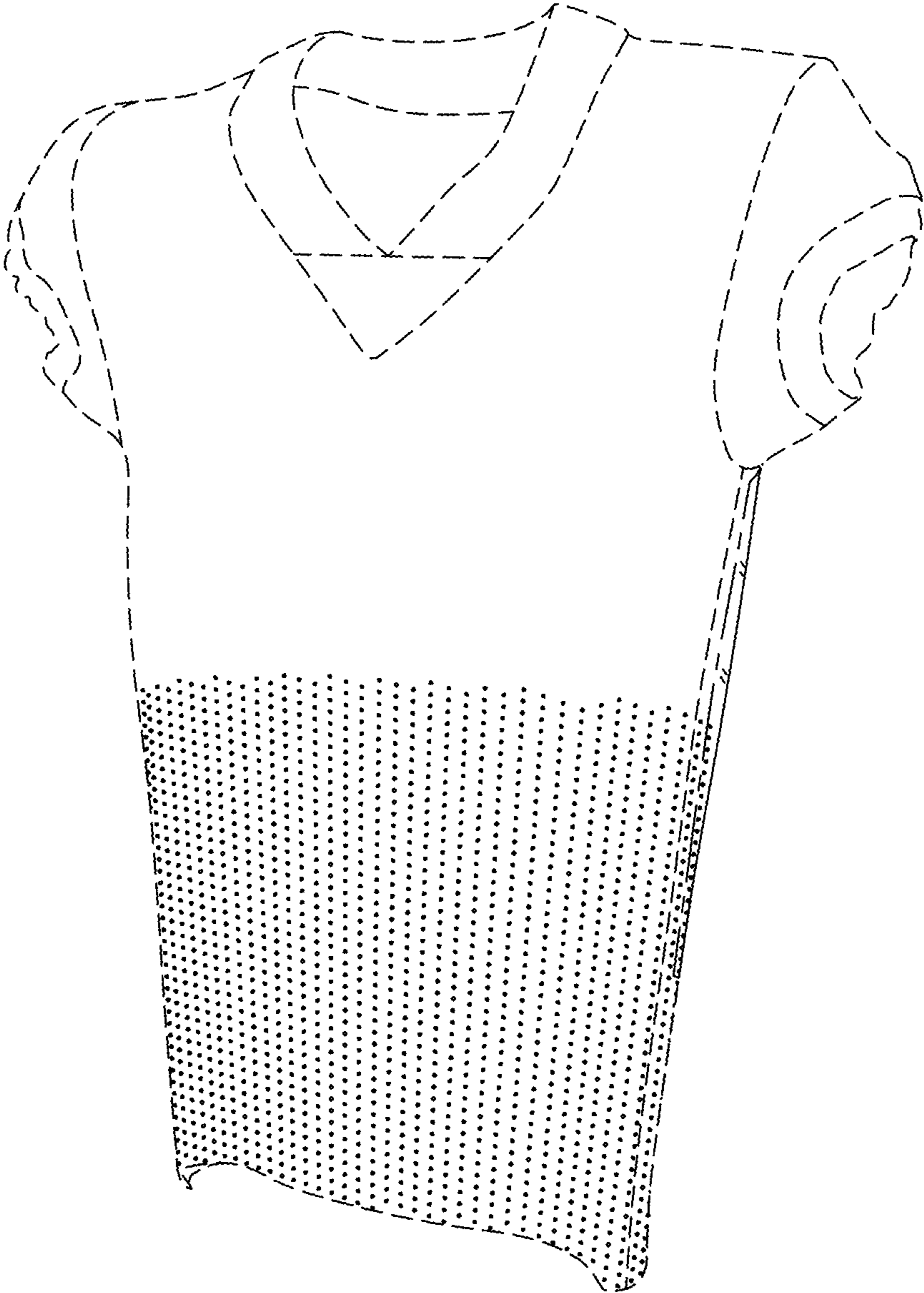


FIG. 1.

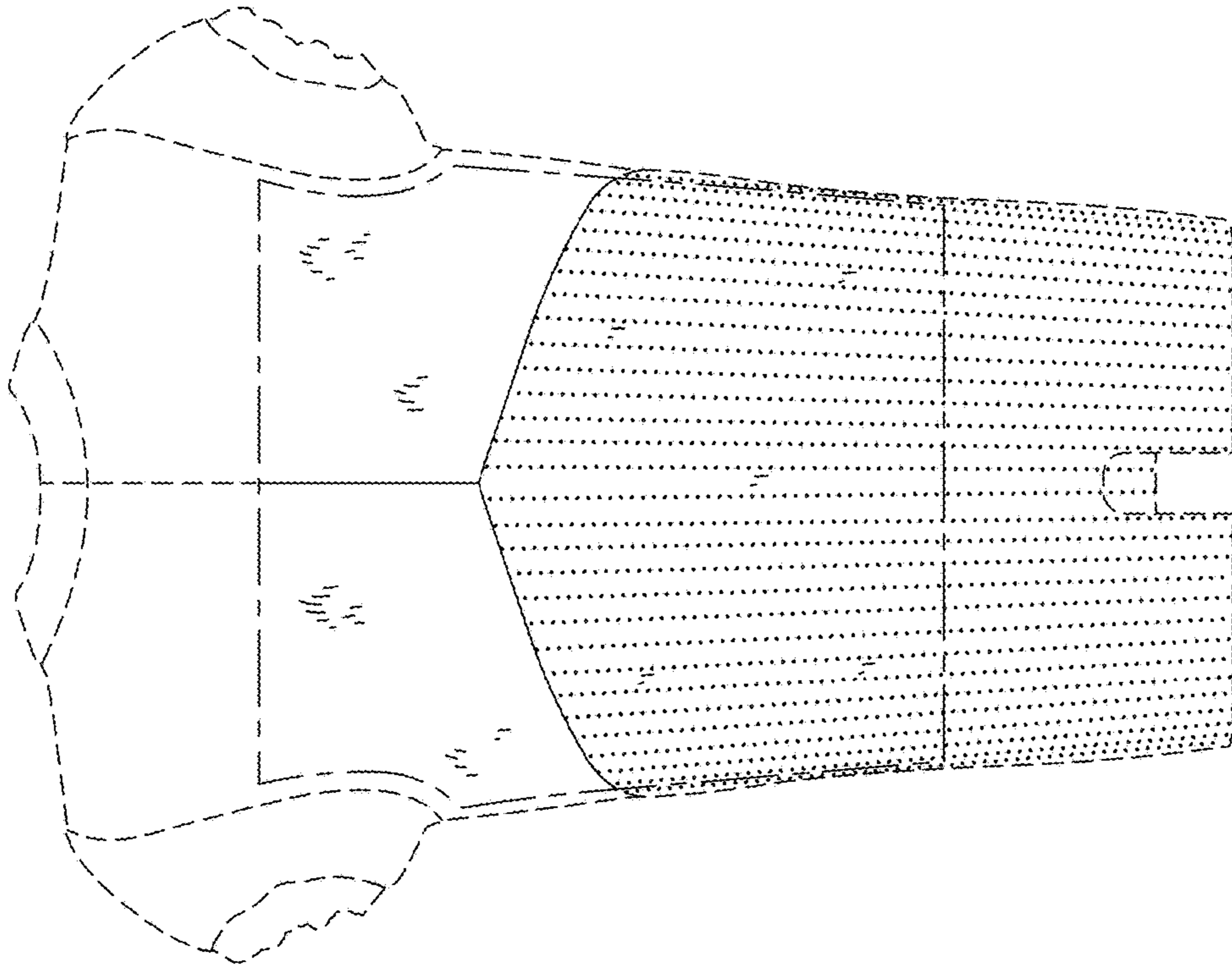


FIG. 3.

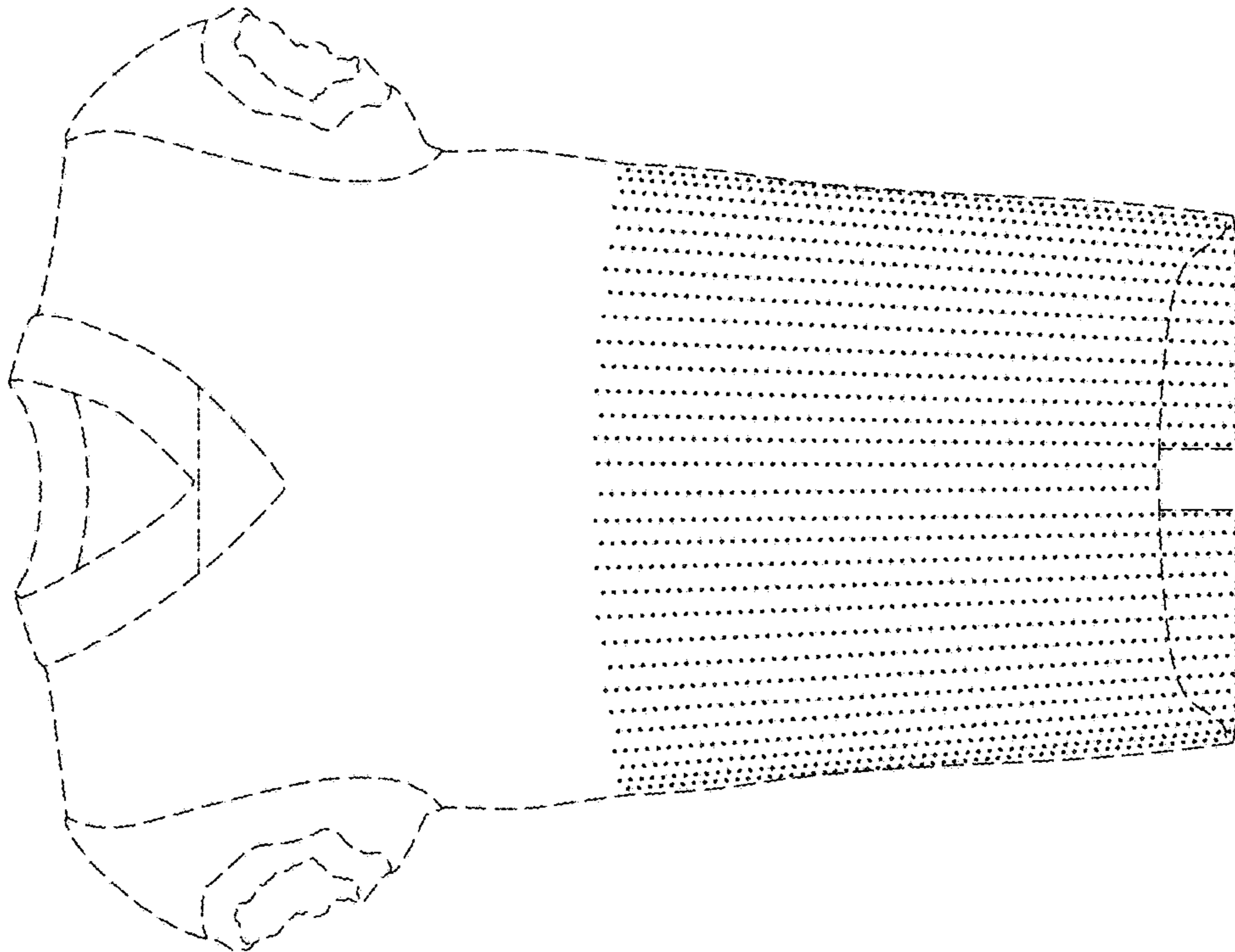


FIG. 2.

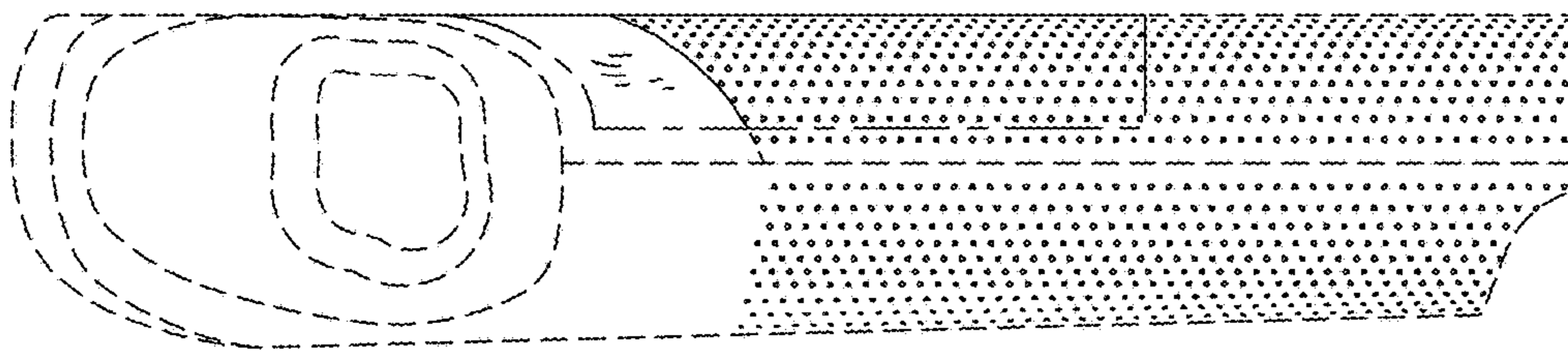


FIG. 4.

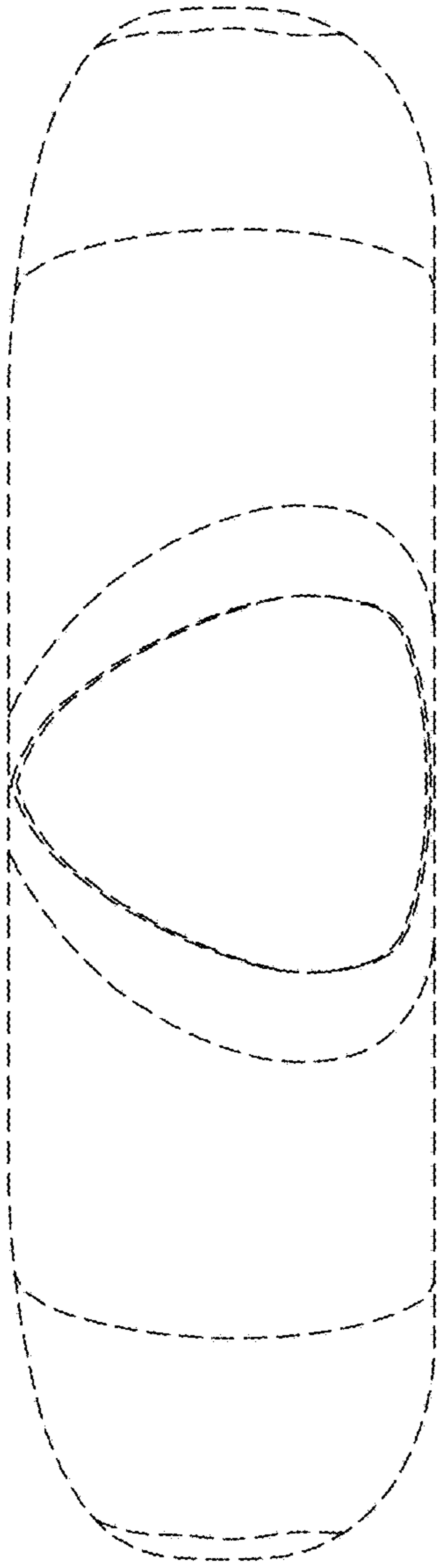


FIG. 5.

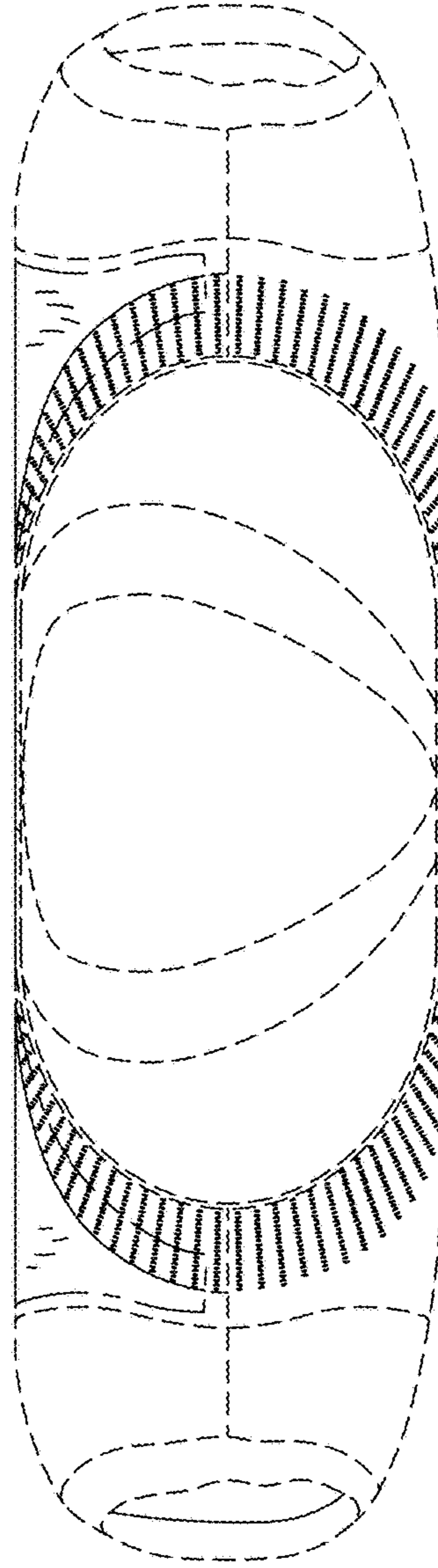


FIG. 6.

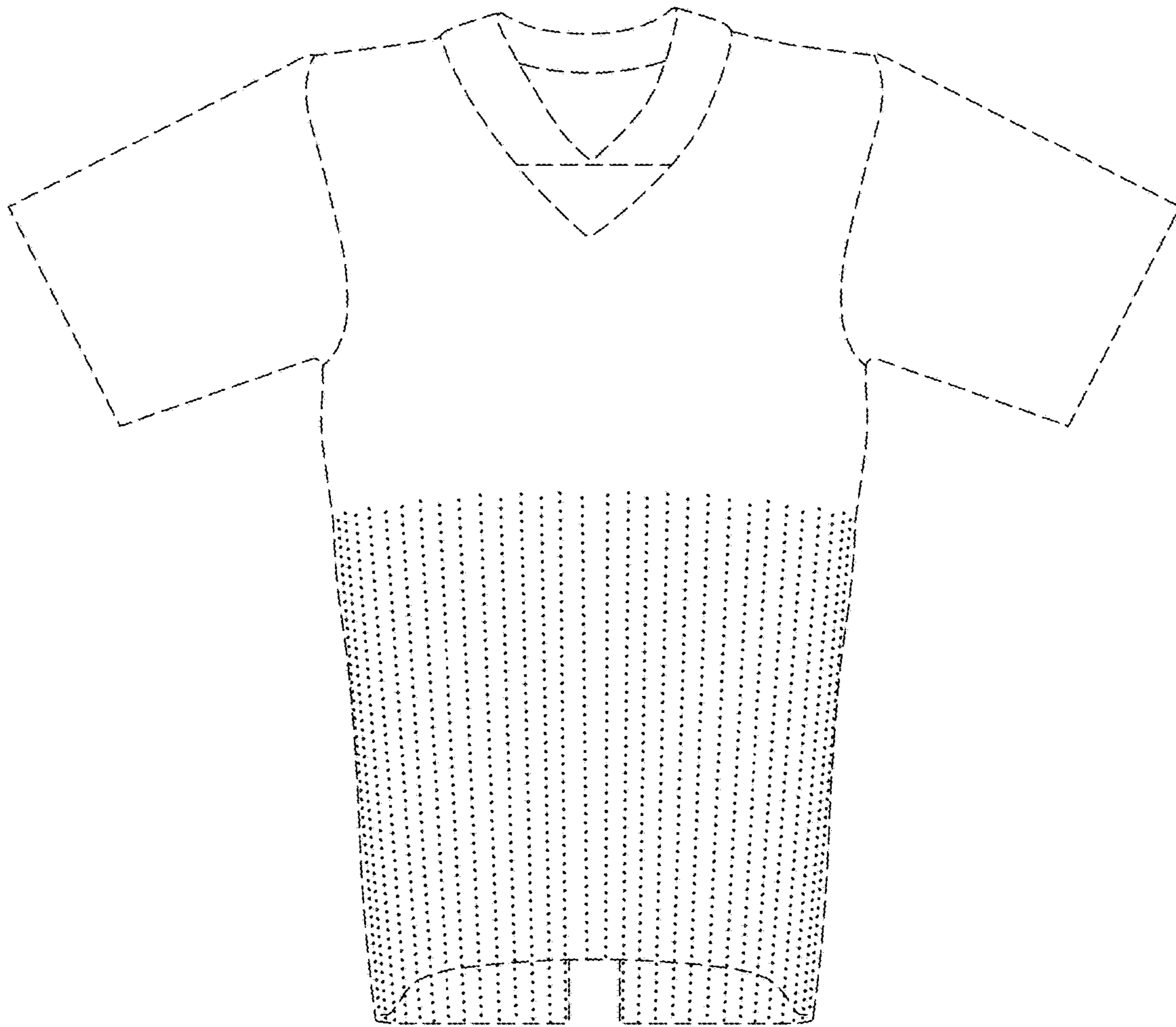


FIG. 7.

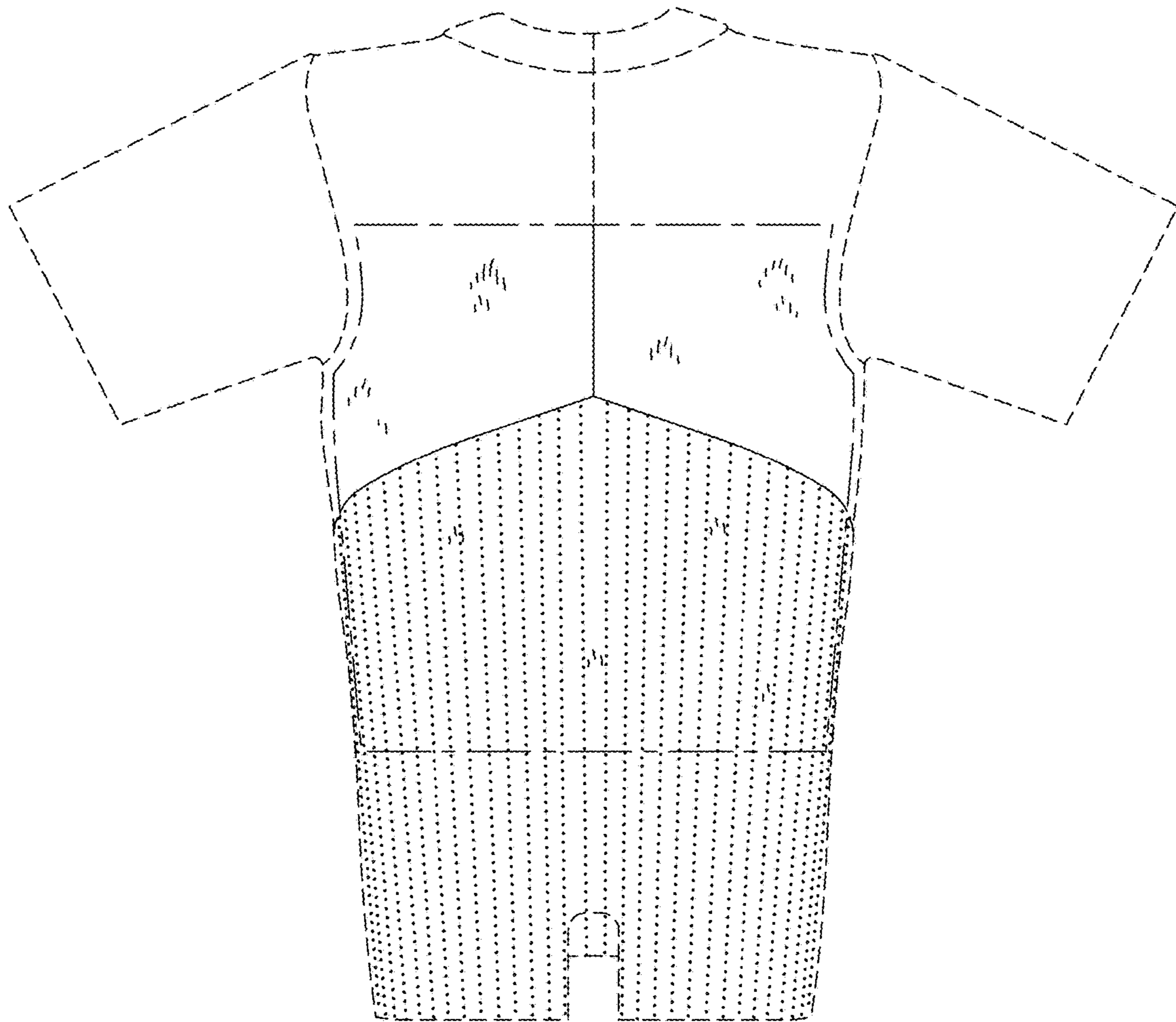


FIG. 8.

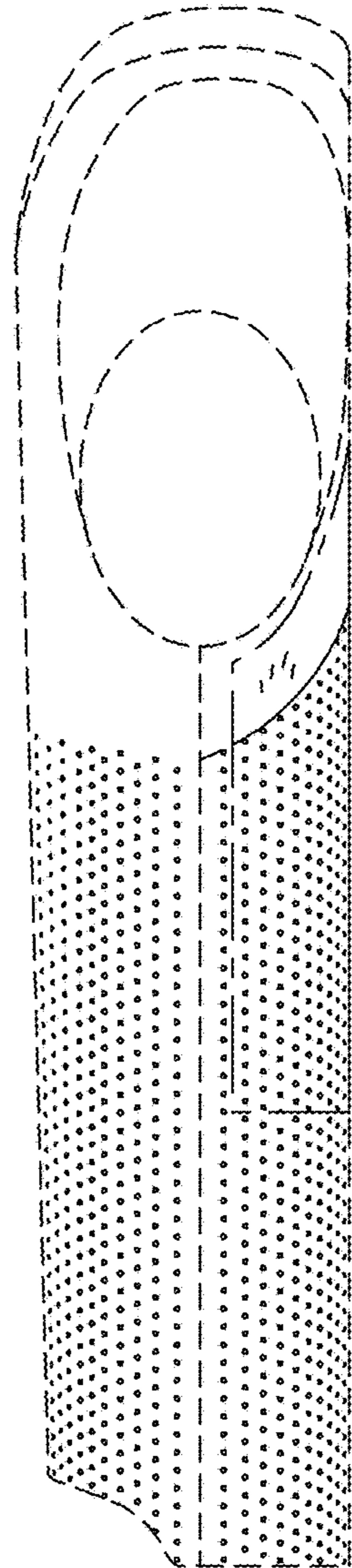


FIG. 9.

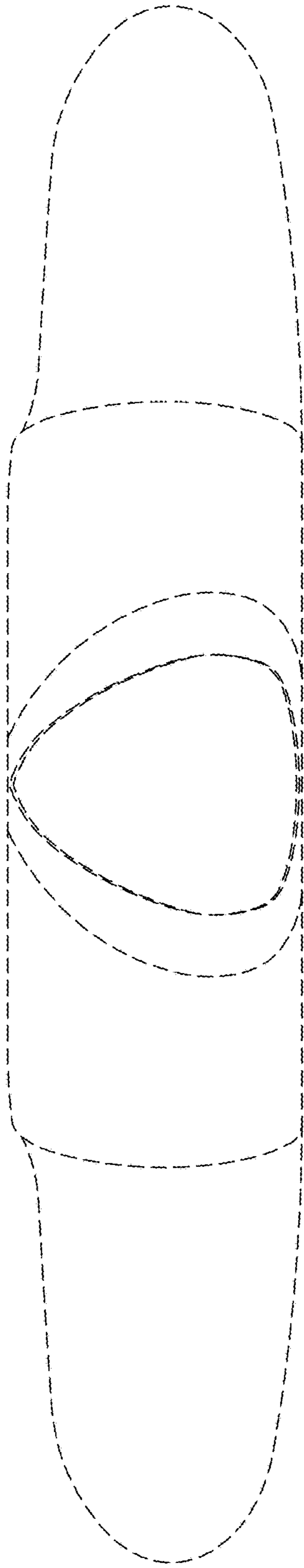


FIG. 11.

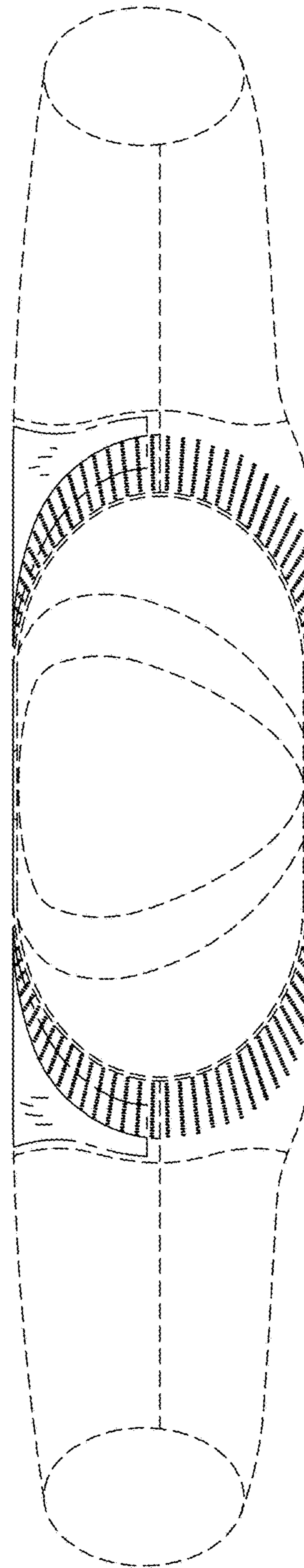


FIG. 10.