



US00D811027S

(12) **United States Design Patent**  
**Wright**

(10) **Patent No.:** **US D811,027 S**

(45) **Date of Patent:** **\*\* Feb. 20, 2018**

(54) **WASHER FOOT**

(71) Applicant: **Brentmoor Ventures, LLC**, Louisville, KY (US)

(72) Inventor: **Robert Hershel Wright**, La Grange, KY (US)

(73) Assignee: **Brentmoor Ventures, LLC**, Louisville, KY (US)

(\*\*) Term: **15 Years**

(21) Appl. No.: **29/578,874**

(22) Filed: **Sep. 26, 2016**

(51) **LOC (11) Cl.** ..... **15-05**

(52) **U.S. Cl.**  
USPC ..... **D32/25**

(58) **Field of Classification Search**  
USPC ..... D8/374, 402; D32/25; D6/710  
CPC ..... A47B 91/024; A47B 91/066; A47B 91/12;  
A47B 91/06; A47B 91/00  
See application file for complete search history.

(56) **References Cited**

**U.S. PATENT DOCUMENTS**

2,295,911	A *	9/1942	Page	.....	A47B 91/024
					16/19
2,469,425	A *	5/1949	Andersen	.....	A47B 91/066
					16/42 R
3,333,805	A *	8/1967	Marshall	.....	A47B 91/12
					15/215
5,426,818	A *	6/1995	Bushey	.....	A47B 91/06
					16/42 R
D383,377	S *	9/1997	Sellers	.....	D7/624.1
5,680,673	A *	10/1997	Beshore	.....	A47B 91/06
					16/42 R
5,743,506	A *	4/1998	Adams	.....	A47B 91/00
					248/346.11

5,868,372	A *	2/1999	Novak	.....	A47B 91/00
					248/345.1
5,945,178	A *	8/1999	Volkman	.....	A47B 91/00
					248/188
D433,320	S *	11/2000	Ware	.....	D8/402
D450,951	S *	11/2001	Sikora	.....	D6/710
6,324,725	B1 *	12/2001	Green	.....	A47B 91/06
					16/42 R
D463,732	S *	10/2002	MacDonald	.....	D8/374
6,669,153	B1 *	12/2003	Allan	.....	A47B 91/00
					248/188.9
D490,631	S *	6/2004	Risdon	.....	D6/710
6,754,934	B1 *	6/2004	Shiffler	.....	A47B 91/06
					16/42 R
D580,686	S *	11/2008	Canova	.....	D6/710
D640,886	S *	7/2011	Glass	.....	D6/710
D682,078	S *	5/2013	Chase	.....	D8/374

\* cited by examiner

*Primary Examiner* — Michael A. Pratt

*Assistant Examiner* — Michelle E Wilson

(74) *Attorney, Agent, or Firm* — Dunlap Bennett & Ludwig PLLC

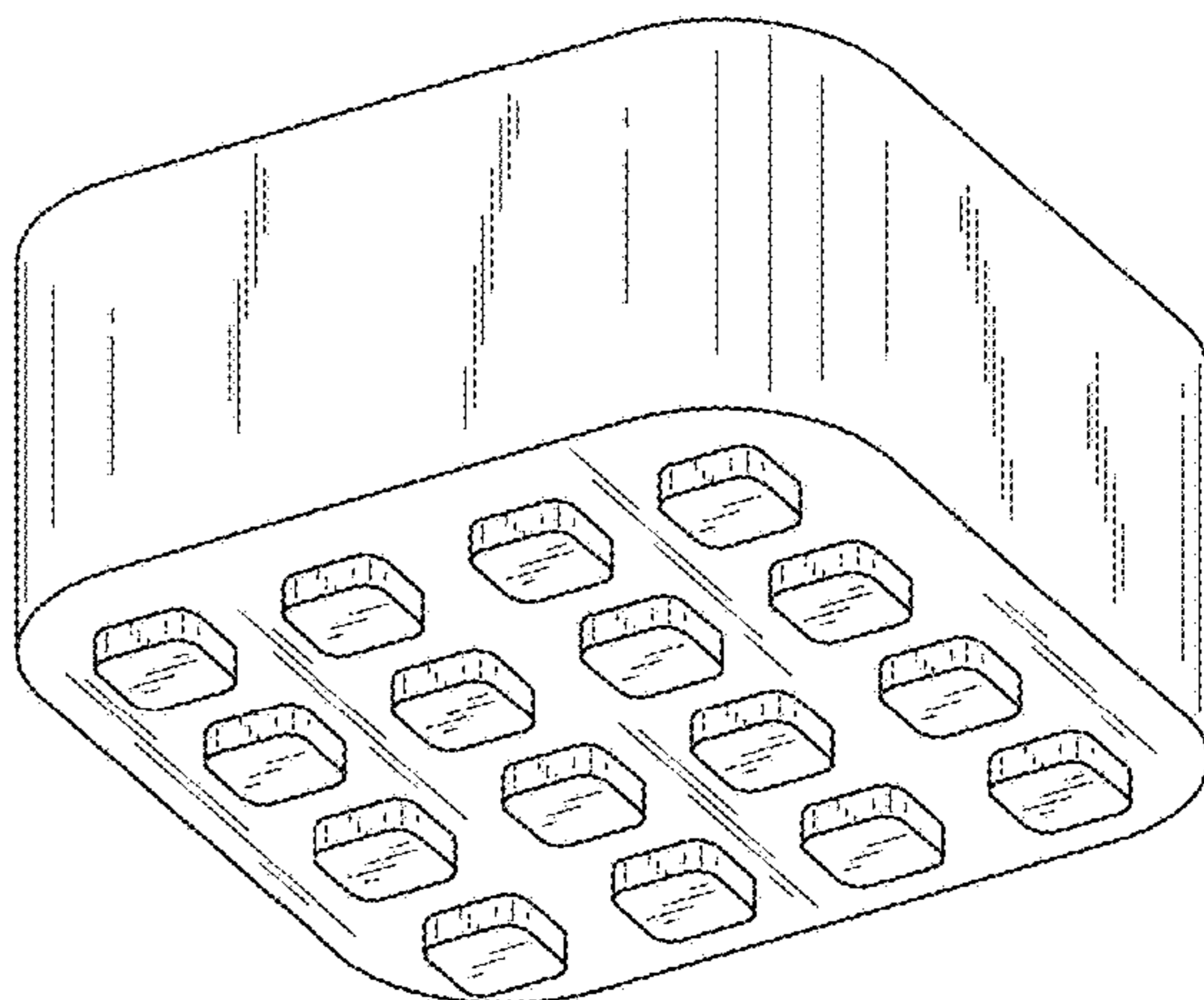
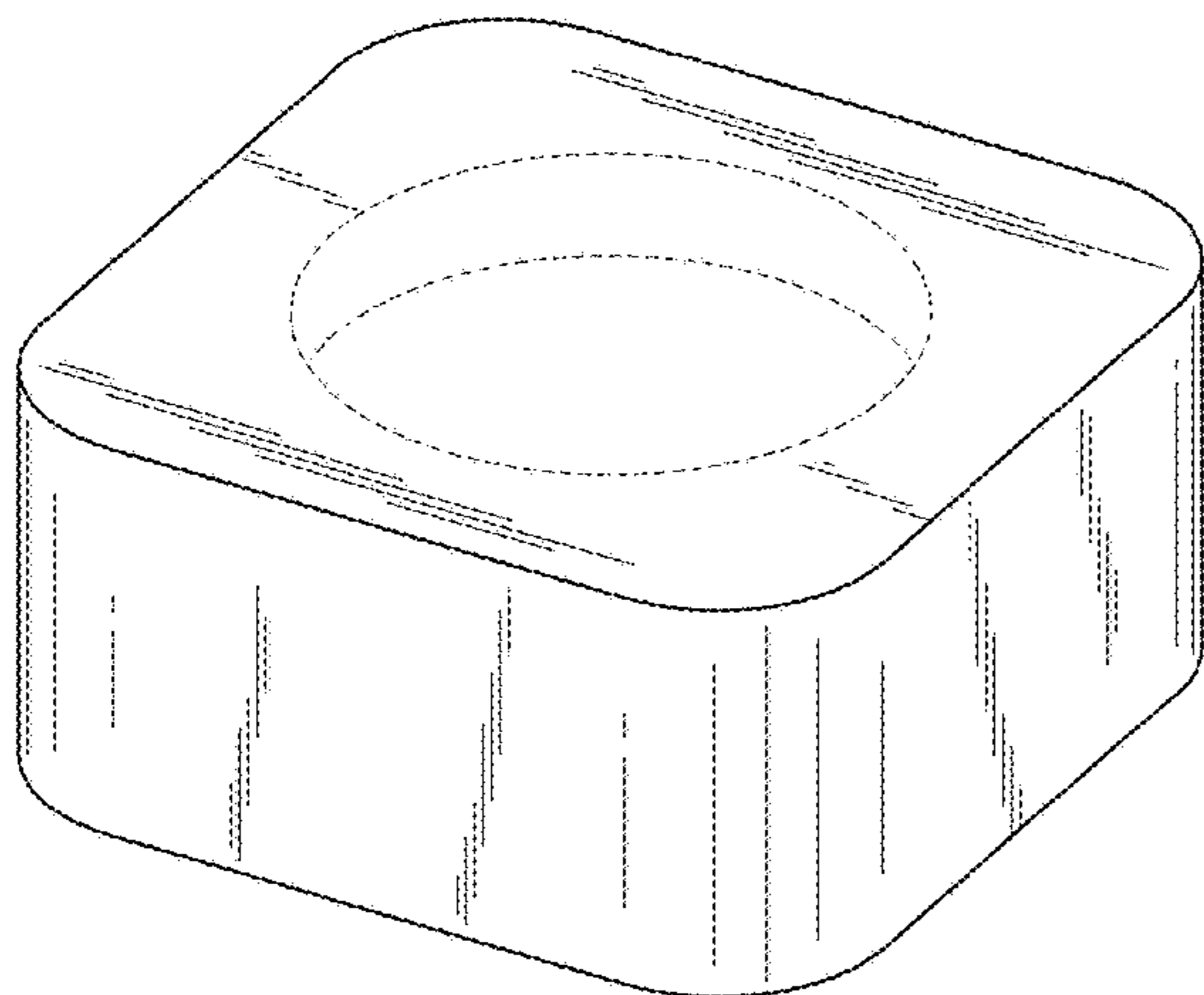
(57) **CLAIM**

The ornamental design for a washer foot, as shown and described.

**DESCRIPTION**

FIG. 1 is a top front perspective view of a washer foot; FIG. 2 is a bottom front perspective view thereof; FIG. 3 is a front elevation view thereof, the rear elevation, left elevation and right elevation views being mirror images thereof; FIG. 4 is a top plan view thereof; and, FIG. 5 is a bottom plan view thereof. The broken lines shown in the drawings depict portions of the washer foot that form no part of the claimed design.

**1 Claim, 3 Drawing Sheets**



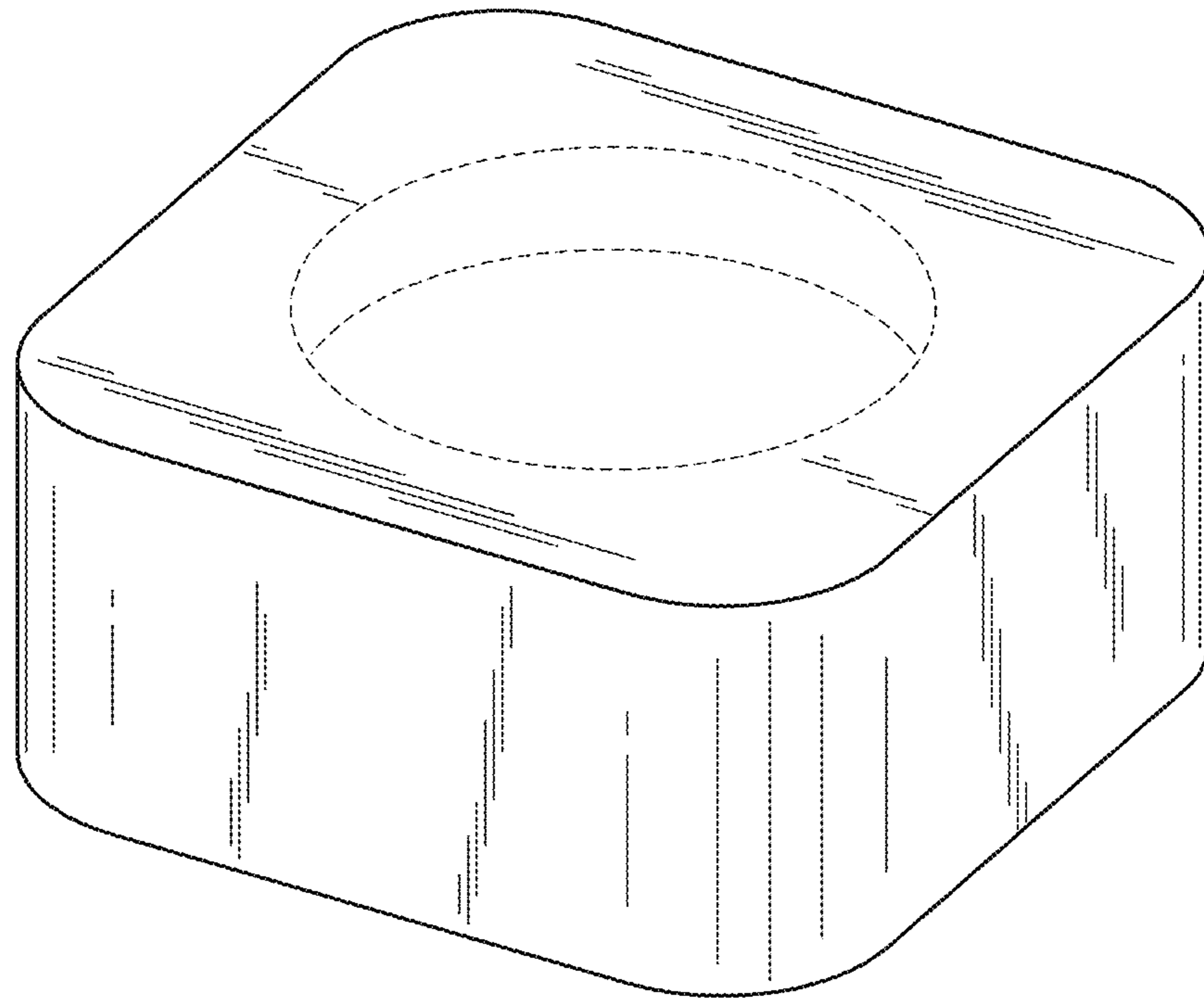


FIG. 1

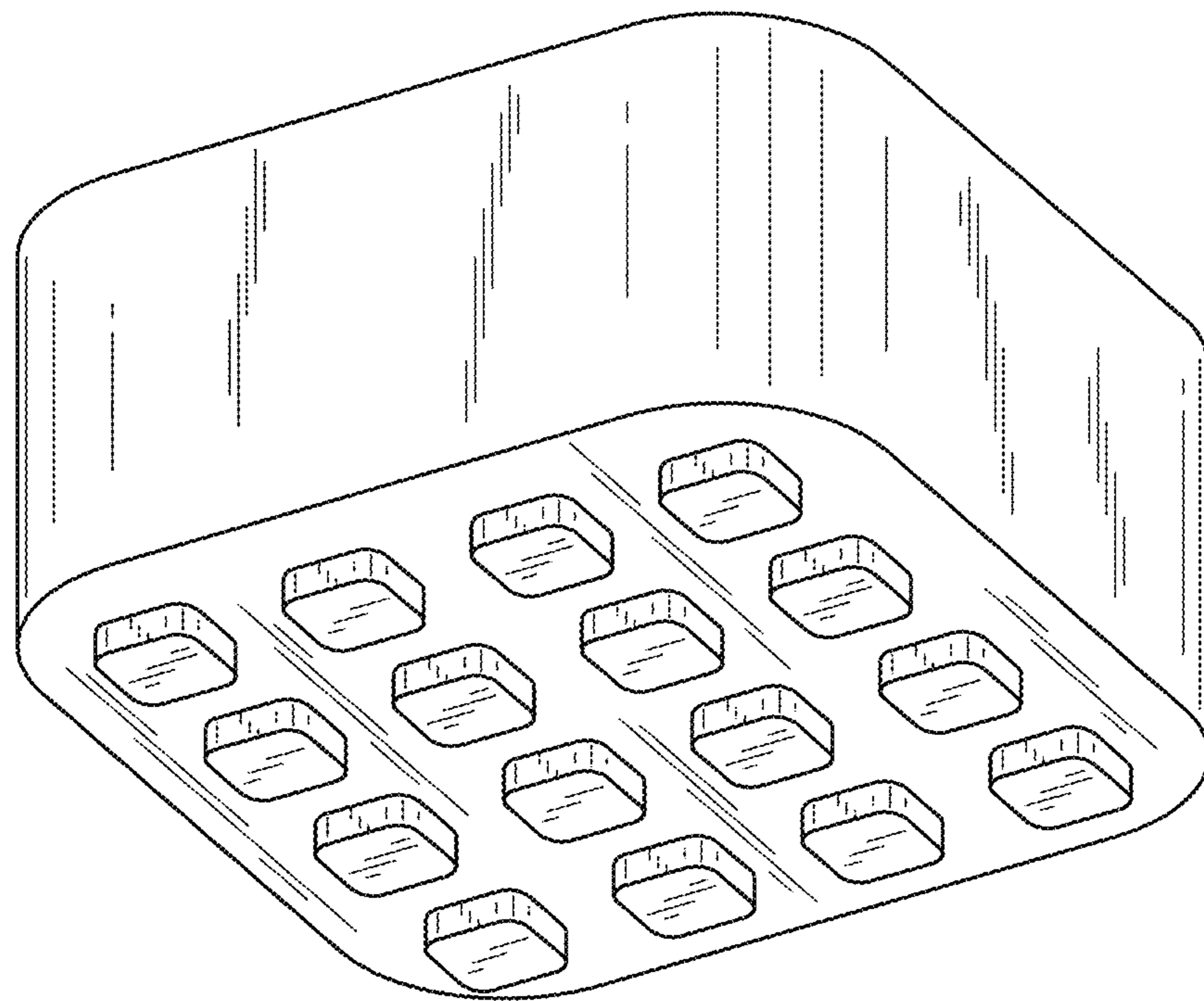


FIG. 2

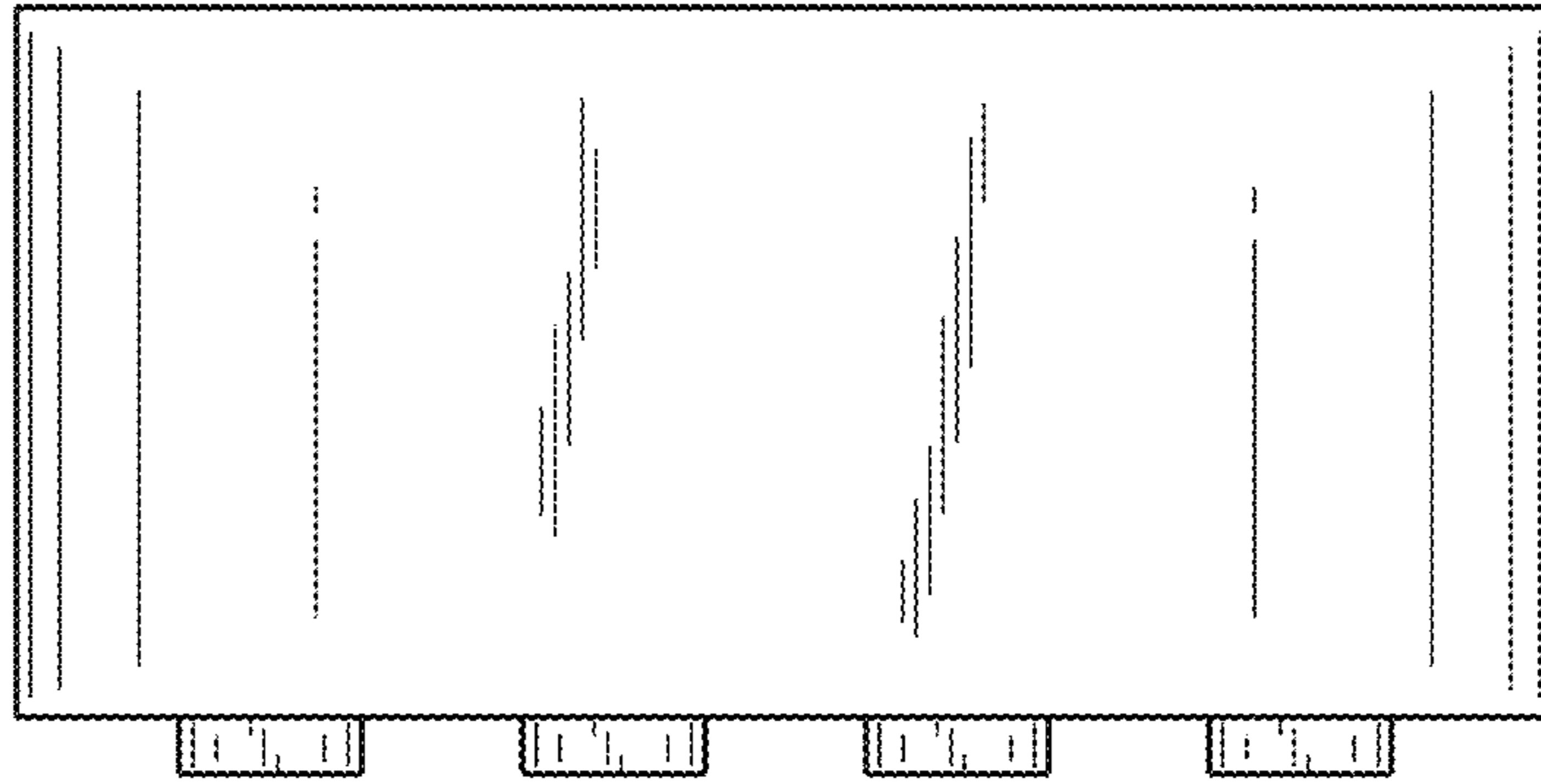


FIG. 3

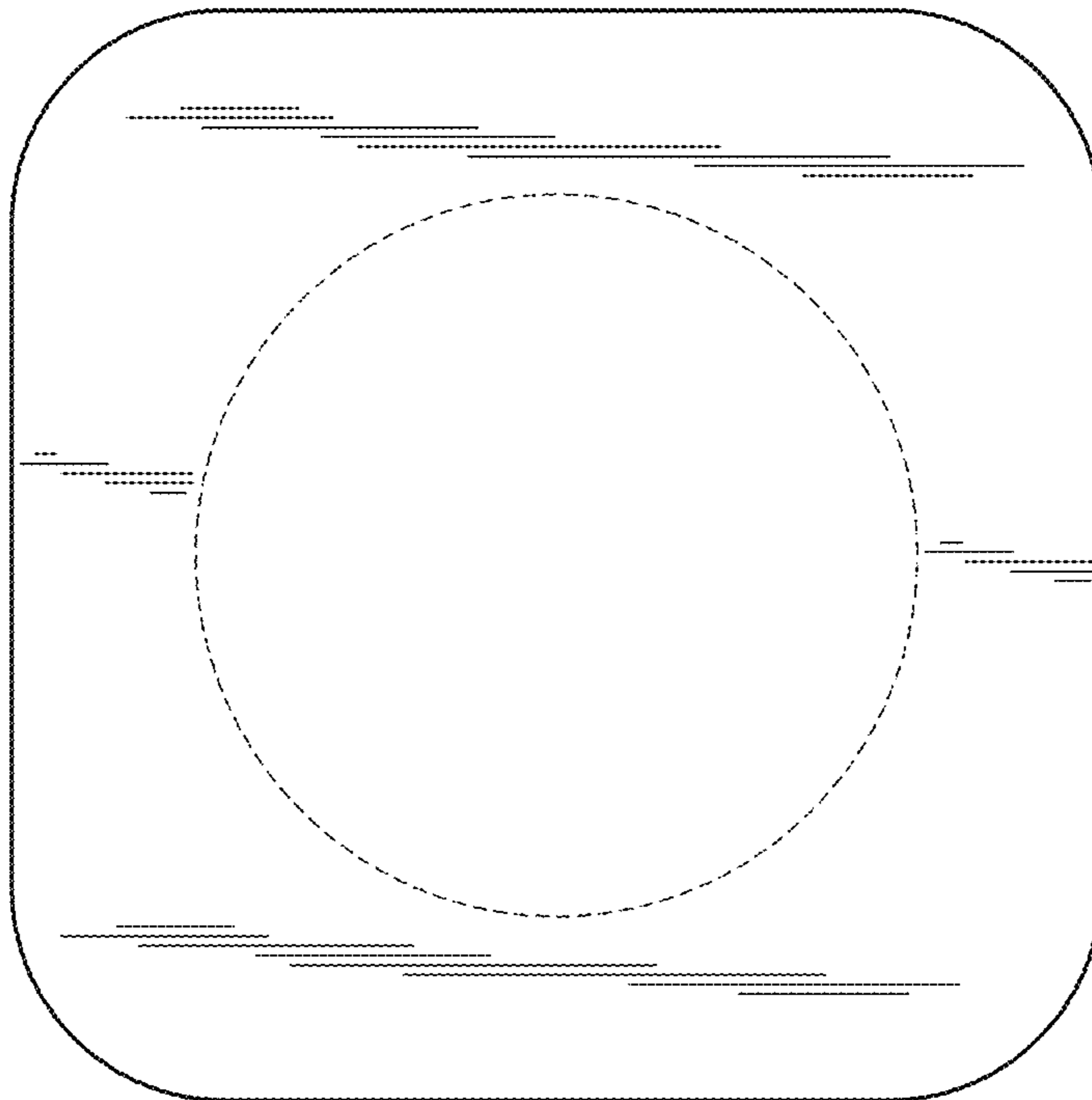


FIG. 4

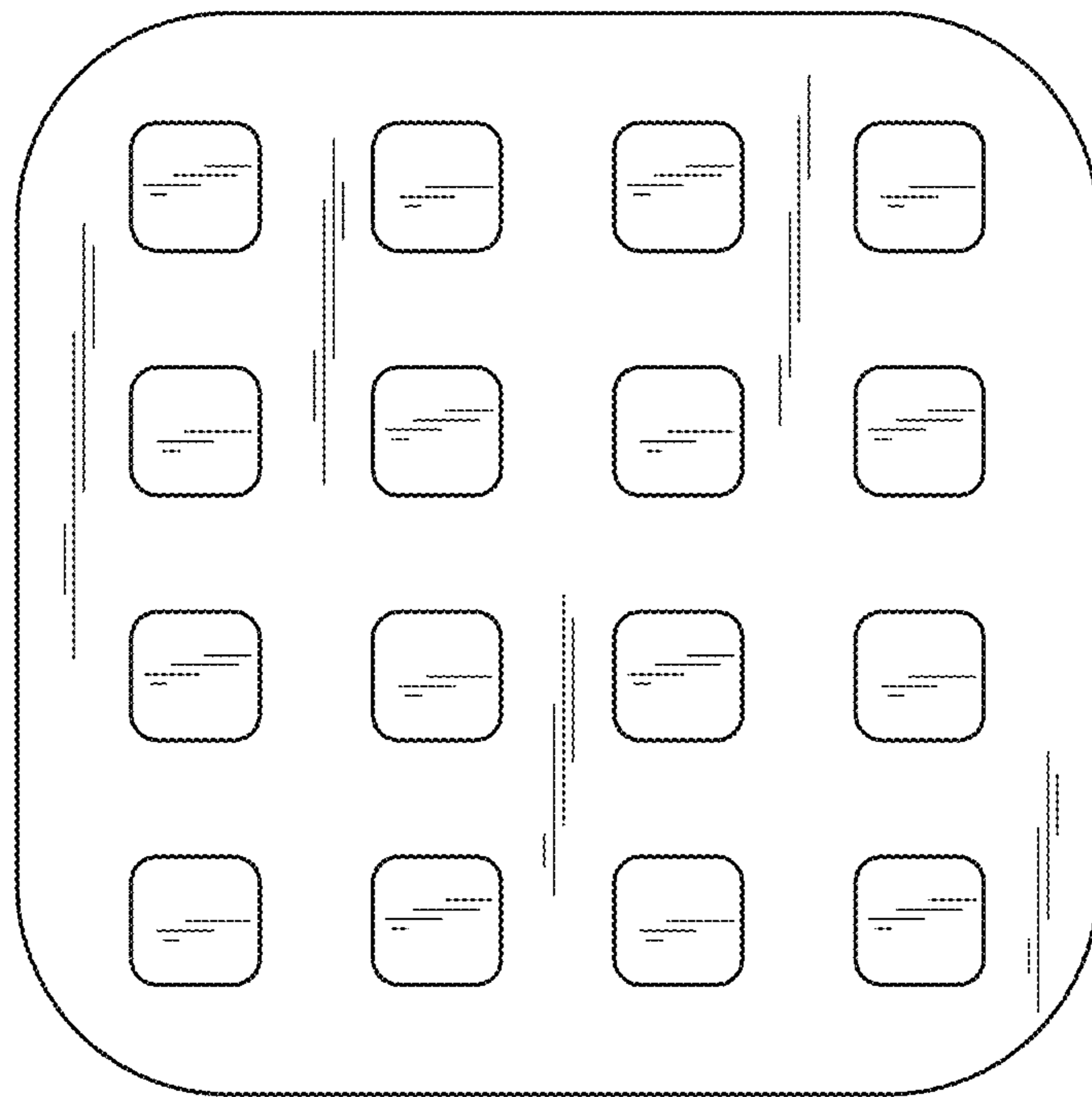


FIG. 5