



US00D810996S

(12) **United States Design Patent**
Kiani

(10) **Patent No.:** **US D810,996 S**

(45) **Date of Patent:** **** Feb. 20, 2018**

(54) **LIGHTING**

D740,483 S * 10/2015 Miyake D26/93
D782,726 S * 3/2017 Thompson D26/93
D791,393 S * 7/2017 Donner D26/110

(71) Applicant: **CALZAVARA SPA.**, Basiliano (UD)
(IT)

* cited by examiner

(72) Inventor: **Maryam Kiani**, Tehran (IR)

Primary Examiner — Brian N. Vinson

(73) Assignee: **CALZAVARA SPA.**, Basiliano (UD)
(IT)

(74) *Attorney, Agent, or Firm* — Sughrue Mion, PLLC

(**) Term: **15 Years**

(21) Appl. No.: **29/585,253**

(57) **CLAIM**

(22) Filed: **Nov. 22, 2016**

The ornamental design for lighting, as shown and described.

(30) **Foreign Application Priority Data**

DESCRIPTION

Jun. 15, 2016 (EM) 003191220

(51) **LOC (11) Cl.** **26-03**

(52) **U.S. Cl.**
USPC **D26/110**

(58) **Field of Classification Search**
USPC D26/24, 93, 95, 104, 106, 110, 112, 105
CPC F21S 6/00; F21S 6/002; F21S 6/004; F21S
6/008; F21S 8/08; F21V 21/00; F21V
21/02; F21W 2131/30

See application file for complete search history.

FIG. 1 is a perspective view of lighting showing my new design;

FIG. 2 is a front view thereof;

FIG. 3 is rear view thereof;

FIG. 4 is right side view thereof;

FIG. 5 is left side view thereof;

FIG. 6 is top view thereof; and,

FIG. 7 is bottom view thereof.

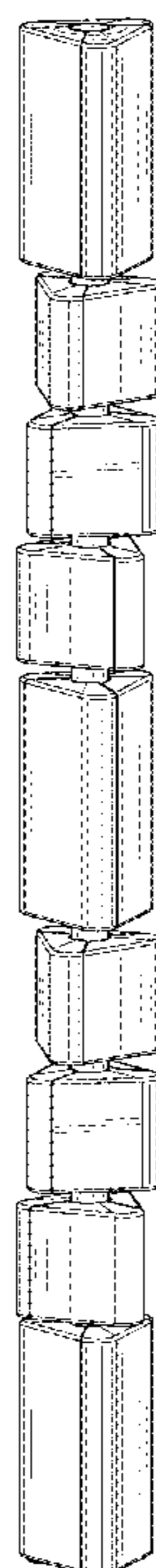
The broken lines shown in the drawings represent portions of the lighting that form no part of the claimed design.

(56) **References Cited**

U.S. PATENT DOCUMENTS

D500,572 S * 1/2005 Linder, Jr. D26/93
D527,136 S * 8/2006 Biersach D26/93
D535,050 S * 1/2007 Acerbis D26/104
D739,071 S * 9/2015 Adams D26/110

1 Claim, 4 Drawing Sheets






FIG. 1




FIG. 2

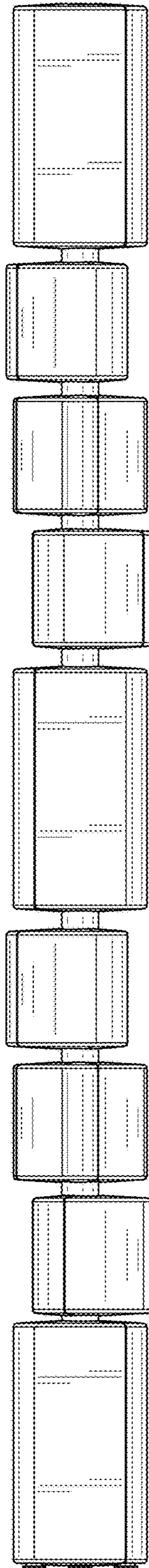


FIG. 3

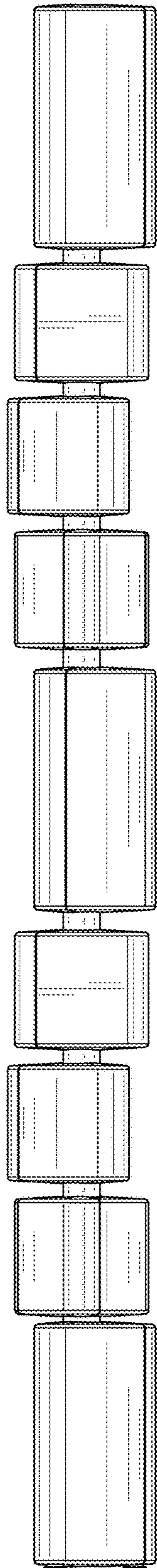


FIG. 4




FIG. 5

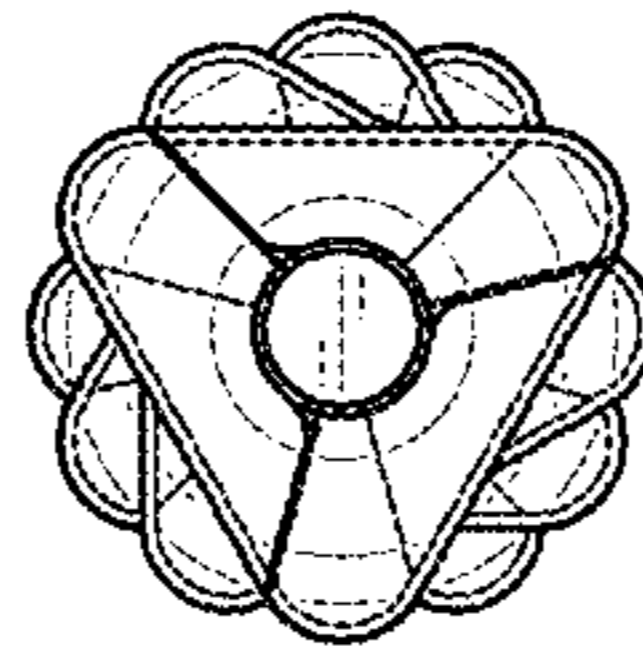


FIG. 6

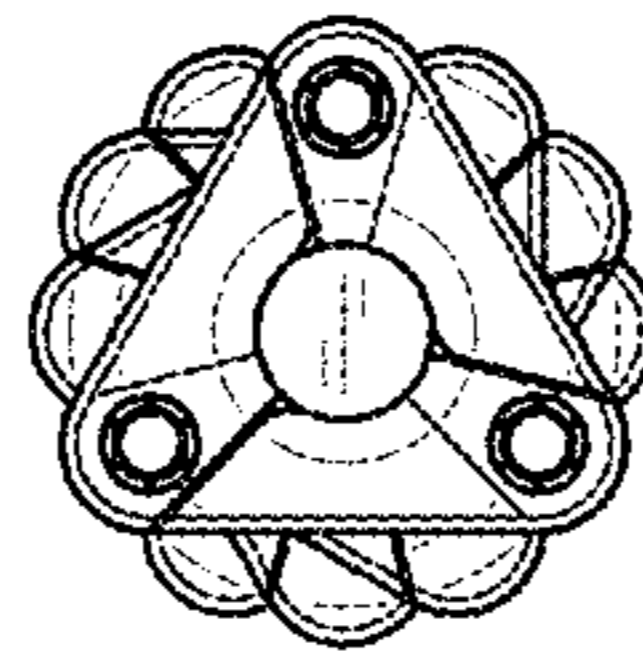


FIG. 7