



US00D810964S

(12) **United States Design Patent** (10) **Patent No.:** **US D810,964 S**  
**Rosende et al.** (45) **Date of Patent:** **\*\* Feb. 20, 2018**

(54) **BUILDING COMPONENT EXTRUSION**  
(71) Applicant: **Deco Flash, LLC**, Tampa, FL (US)  
(72) Inventors: **John Leonard Rosende**, Tampa, FL (US); **Christopher Ryan Rosende**, Tampa, FL (US)  
(73) Assignee: **Deco Flash, LLC**, Tampa, FL (US)  
(\*\*) Term: **15 Years**  
(21) Appl. No.: **29/566,600**  
(22) Filed: **Jun. 1, 2016**  
(51) **LOC (11) Cl.** ..... **25-02**  
(52) **U.S. Cl.**  
USPC ..... **D25/124**  
(58) **Field of Classification Search**  
USPC ..... D25/35, 38.1, 43, 44, 48.1, 48.2, 48.3, D25/119-129, 136, 137, 164, 199; D26/138, 141, 142  
CPC ..... E06B 1/00; E06B 1/02; E06B 1/04; E06B 1/045; E06B 1/12; E06B 1/34; E06B 1/342; E06B 1/345; E06B 1/347; E06B 1/36; E06B 1/363; E06B 1/366; E06B 1/38; E06B 1/40; E06B 1/52; E06B 1/522; E06B 1/524; E06B 1/526; E06B 1/528; E06B 1/56; E06B 1/60; E06B 1/6092; E06B 1/62; E06B 1/70; E06B 1/702; E06B 1/705; E04C 3/00; E04C 3/005; E04C 3/02; E04C 3/30; E04C 3/38; E04C 2003/026; E04D 13/15; E04D 13/151; E04D 13/155; E04D 13/158; E04F 11/18; E04F 11/1802  
See application file for complete search history.

D372,705 S 8/1996 Lynch et al.  
D376,213 S \* 12/1996 Macri ..... D25/124  
D377,223 S \* 1/1997 Macri ..... D25/124  
5,836,118 A \* 11/1998 Thornton ..... E06B 1/045 52/204.1  
D432,250 S \* 10/2000 Habeck ..... D25/124  
D435,670 S \* 12/2000 Crish, II ..... D25/124  
D436,672 S \* 1/2001 Habeck ..... D25/124  
D453,971 S \* 2/2002 Baker ..... D25/124  
D487,937 S \* 3/2004 Habeck ..... D25/124  
D492,797 S \* 7/2004 Simko ..... D25/125  
D645,168 S \* 9/2011 Franson ..... D25/125  
D729,947 S 5/2015 Stankay  
D732,302 S 6/2015 Chaney et al.  
2014/0318035 A1 \* 10/2014 Costa ..... E06B 1/02 52/204.2

\* cited by examiner

*Primary Examiner* — Cynthia Ramirez  
*Assistant Examiner* — Llorellys Martinez-Rivera  
(74) *Attorney, Agent, or Firm* — Maxey-Fisher, PLLC; Stephen Lewellyn

(57) **CLAIM**

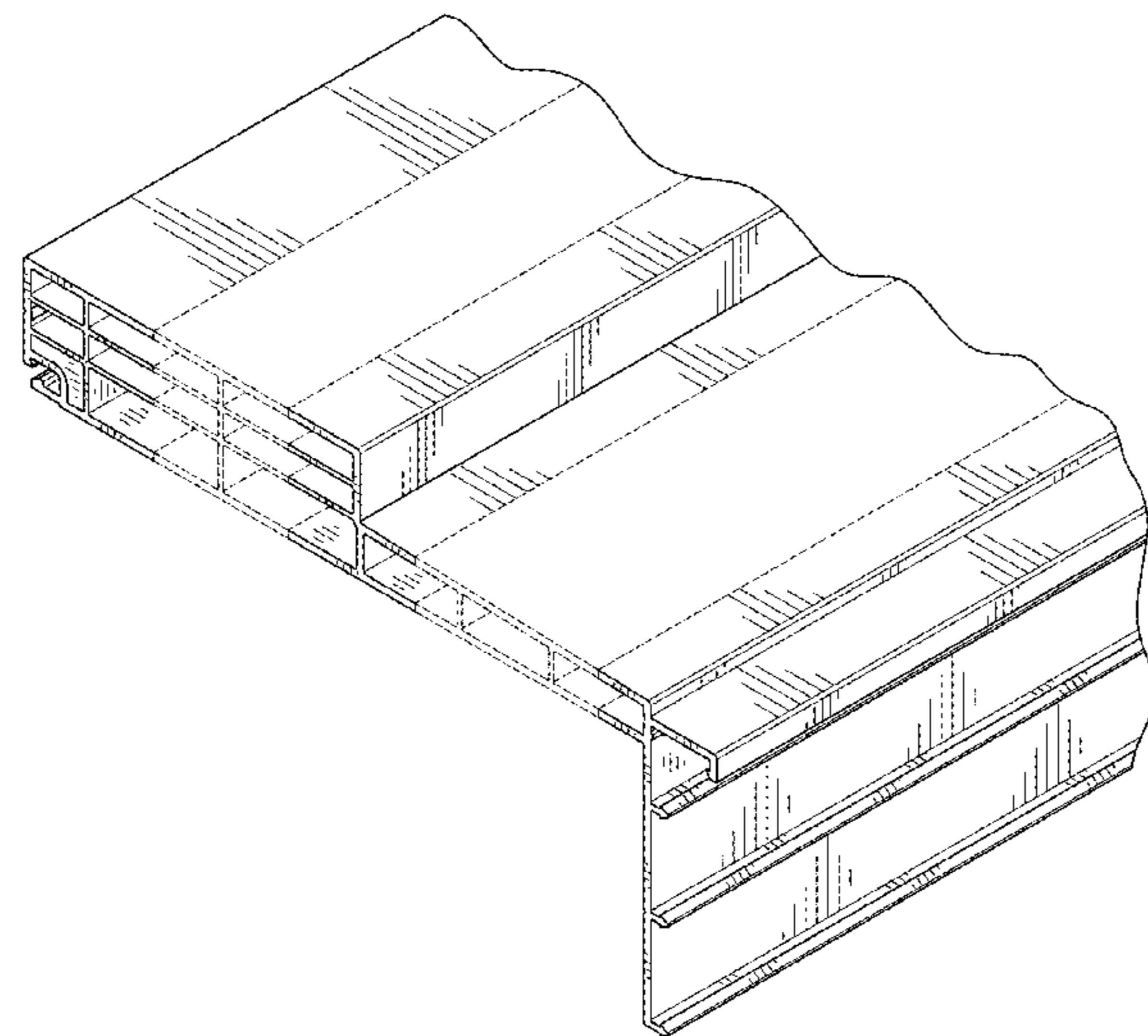
The ornamental design for a building component extrusion, as shown and described.

**DESCRIPTION**

FIG. 1 is a front perspective view of a building component extrusion showing our new design; FIG. 2 is a back perspective view of the building component extrusion of FIG. 1; and, FIG. 3 is an end view of the building component extrusion of FIG. 1.  
The wave line shown at one of the ends of the building component extrusion indicates that any portion of the article beyond what is shown forms no part of the claimed design. The building component extrusion is shown with a symbolic break in its width shown in broken line. The appearance of any portion within the broken lines forms no part of the claimed design.

**1 Claim, 3 Drawing Sheets**

(56) **References Cited**  
U.S. PATENT DOCUMENTS  
D270,766 S \* 9/1983 Gray ..... D25/124  
D352,926 S \* 11/1994 Christensen ..... D25/125



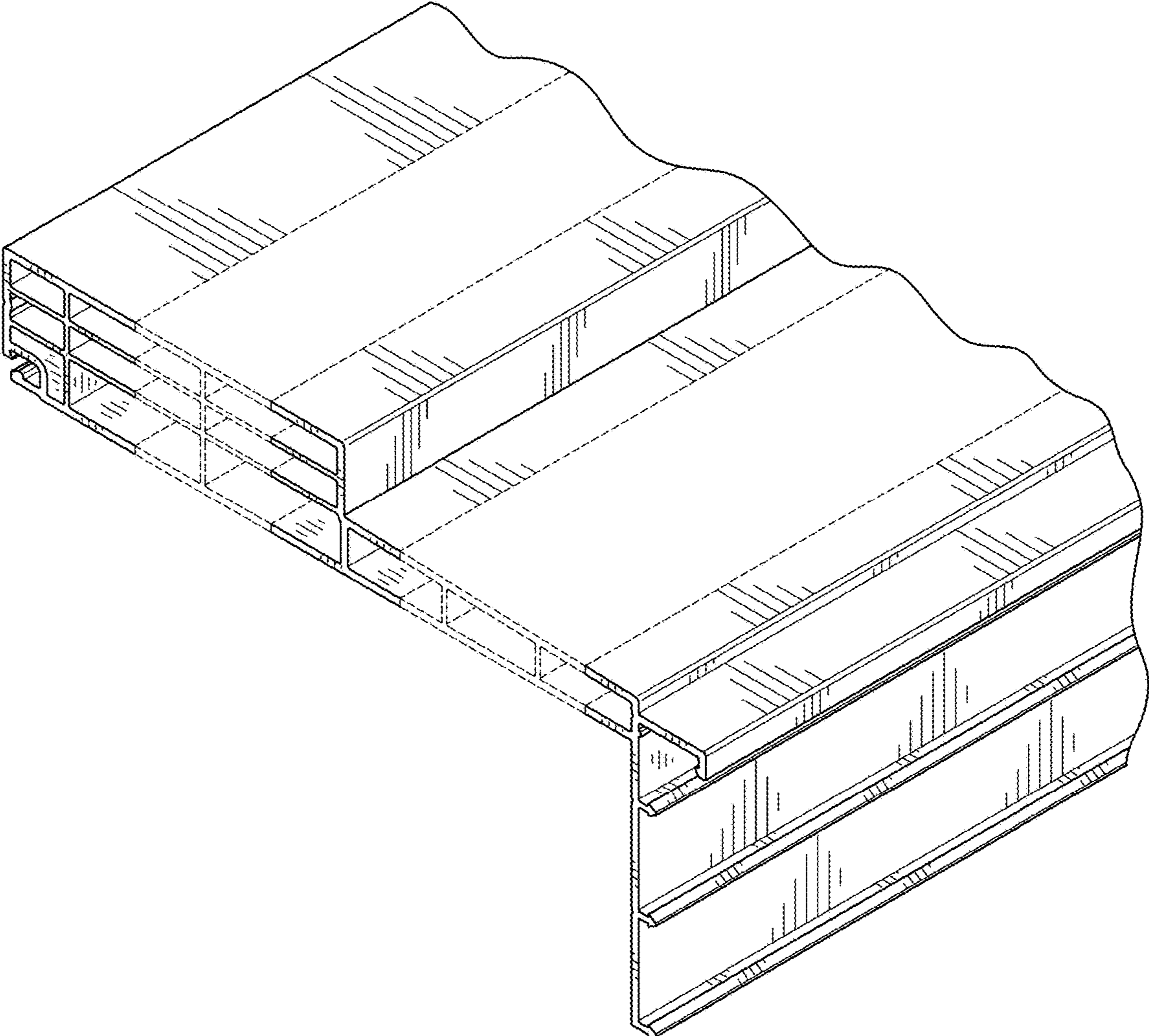


FIG. 1

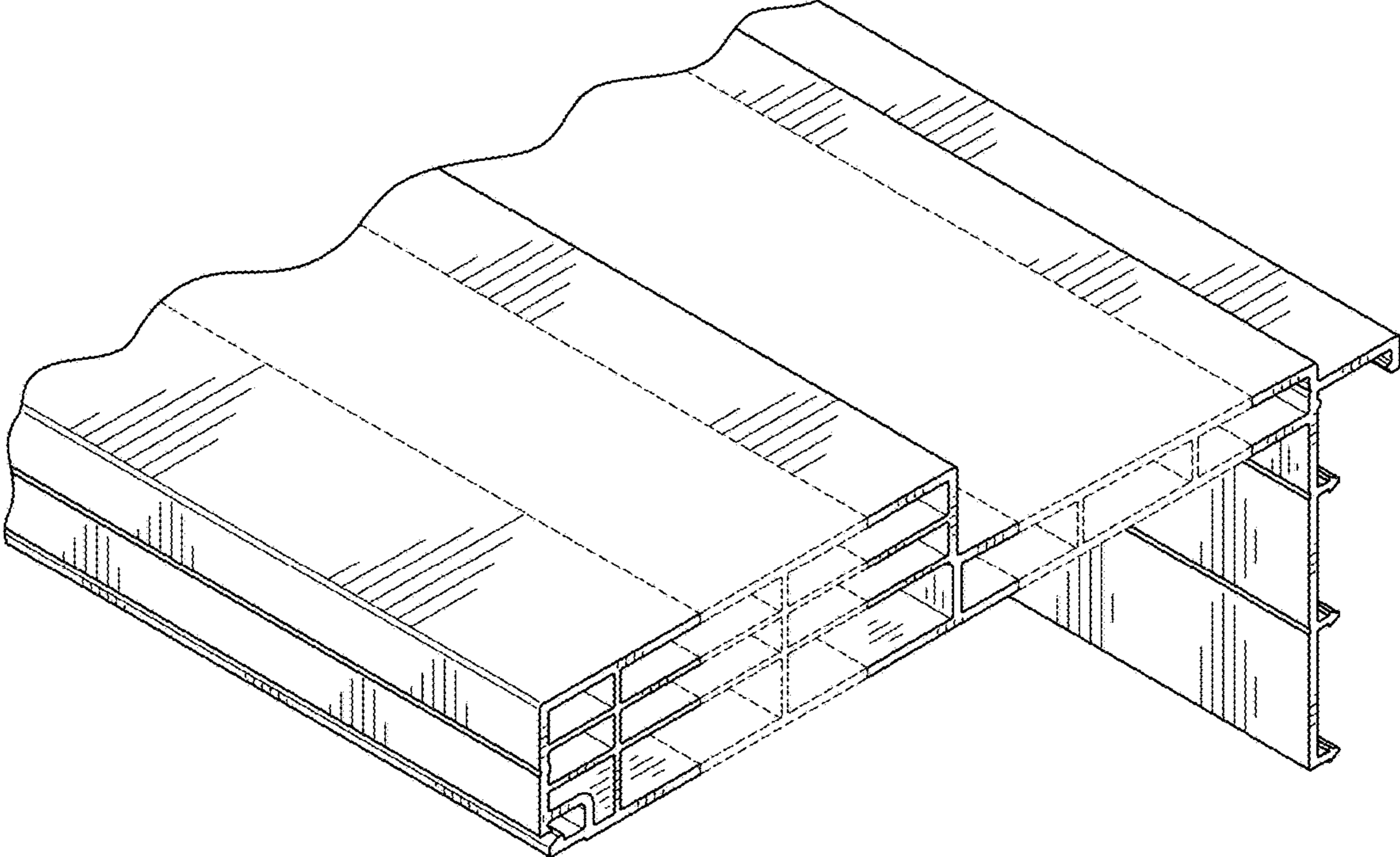


FIG. 2

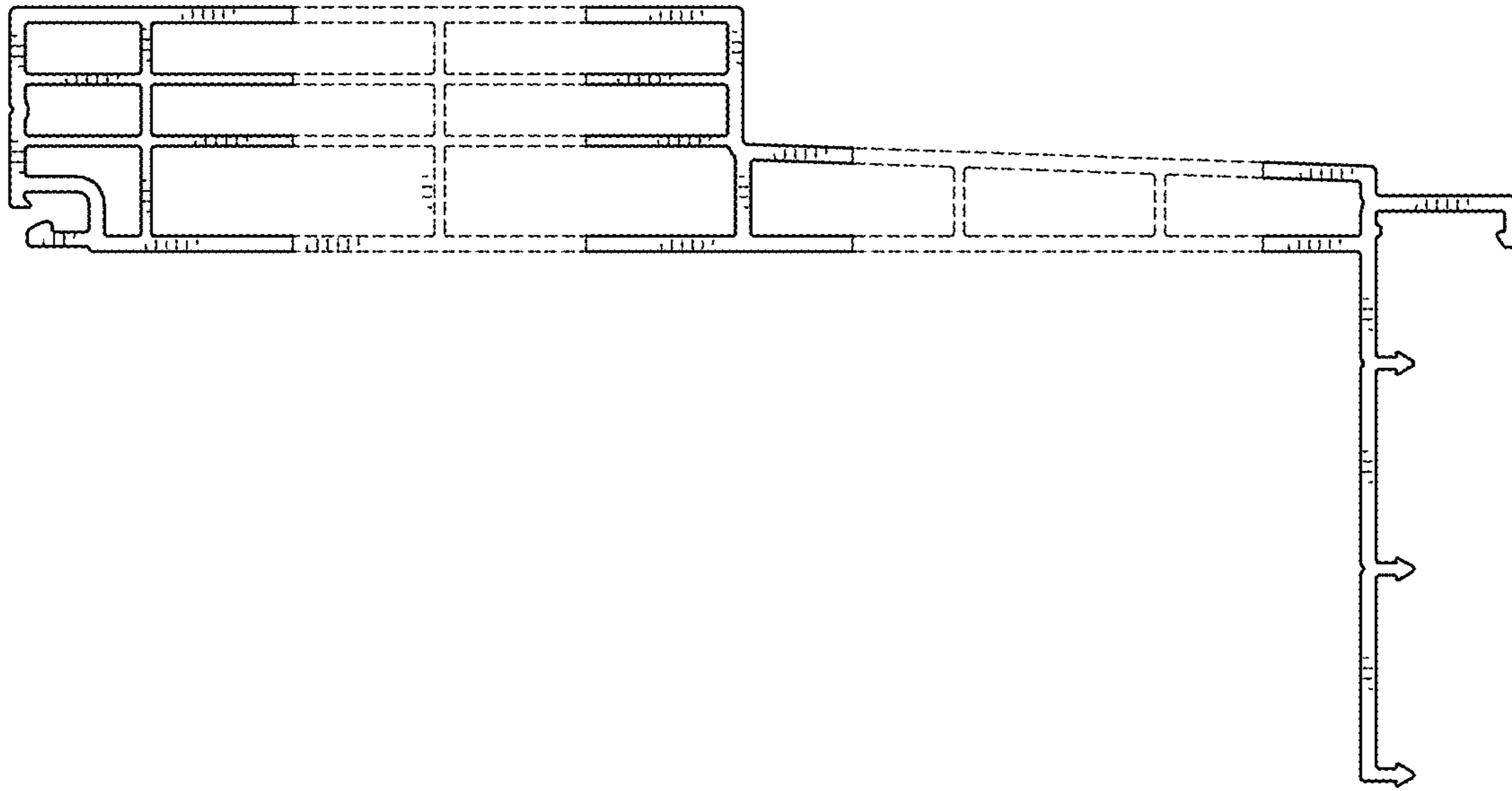


FIG. 3