



US00D810962S

(12) **United States Design Patent** (10) **Patent No.:** **US D810,962 S**
McGowan et al. (45) **Date of Patent:** **** Feb. 20, 2018**

(54) **TRIM MODULE**

(71) Applicant: **Draper, Inc.**, Spiceland, IN (US)

(72) Inventors: **Darvin L. McGowan**, Knightstown, IN (US); **Neal A. Turner**, Greenfield, IN (US); **David M. Jones**, Pearland, TX (US)

(73) Assignee: **DRAPER, INC.**, Spiceland, IN (US)

(**) Term: **15 Years**

(21) Appl. No.: **29/571,020**

(22) Filed: **Jul. 13, 2016**

(51) **LOC (11) Cl.** **25-01**

(52) **U.S. Cl.**
USPC **D25/119**

(58) **Field of Classification Search**
USPC D25/35, 38.1, 41.1, 43, 44, 47.1, 48.1, D25/48.2, 48.3, 48.4, 48.7, 55-57, 60, 61,
(Continued)

(56) **References Cited**

U.S. PATENT DOCUMENTS

3,480,210 A 11/1969 Perrinjaquet
3,888,013 A 6/1975 Benoit
(Continued)

FOREIGN PATENT DOCUMENTS

CA 2593856 A1 1/2009
EP 1633939 B1 8/2009
(Continued)

OTHER PUBLICATIONS

Hot Wheels Zip Rippers Rip-Up Raceway Track Set, ToysRUs, <http://www.toyrus.com/buy/race-tracks-play-sets/hot-wheels-zip-rippers-rip-up-raceway-track-set-cdf30-71419366>, © 2016 Geofrey, LLC, accessed Jun. 21, 2016, 4 pages.

(Continued)

Primary Examiner — Cynthia Ramirez

Assistant Examiner — Llorellys Martinez-Rivera

(74) *Attorney, Agent, or Firm* — Faegre Baker Daniels LLP

(57) **CLAIM**

The ornamental design for a trim module, as shown and described.

DESCRIPTION

FIG. 1 is a perspective view of a straight trim module in accordance with an embodiment of the present disclosure; FIG. 2 is a right side elevational view of the straight trim module of FIG. 1;

FIG. 3 is a left side elevational view of the straight trim module of FIG. 1;

FIG. 4 is a front elevational view of the straight trim module of FIG. 1;

FIG. 5 is a back elevational view of the straight trim module of FIG. 1;

FIG. 6 is a top elevational view of the straight trim module of FIG. 1;

FIG. 7 is a bottom elevational view of the straight trim module of FIG. 1;

FIG. 8 is a perspective view of straight trim module in accordance with another embodiment of the present disclosure;

FIG. 9 is a right side elevational view of the straight trim module of FIG. 8;

FIG. 10 is a left side elevational view of the straight trim module of FIG. 8;

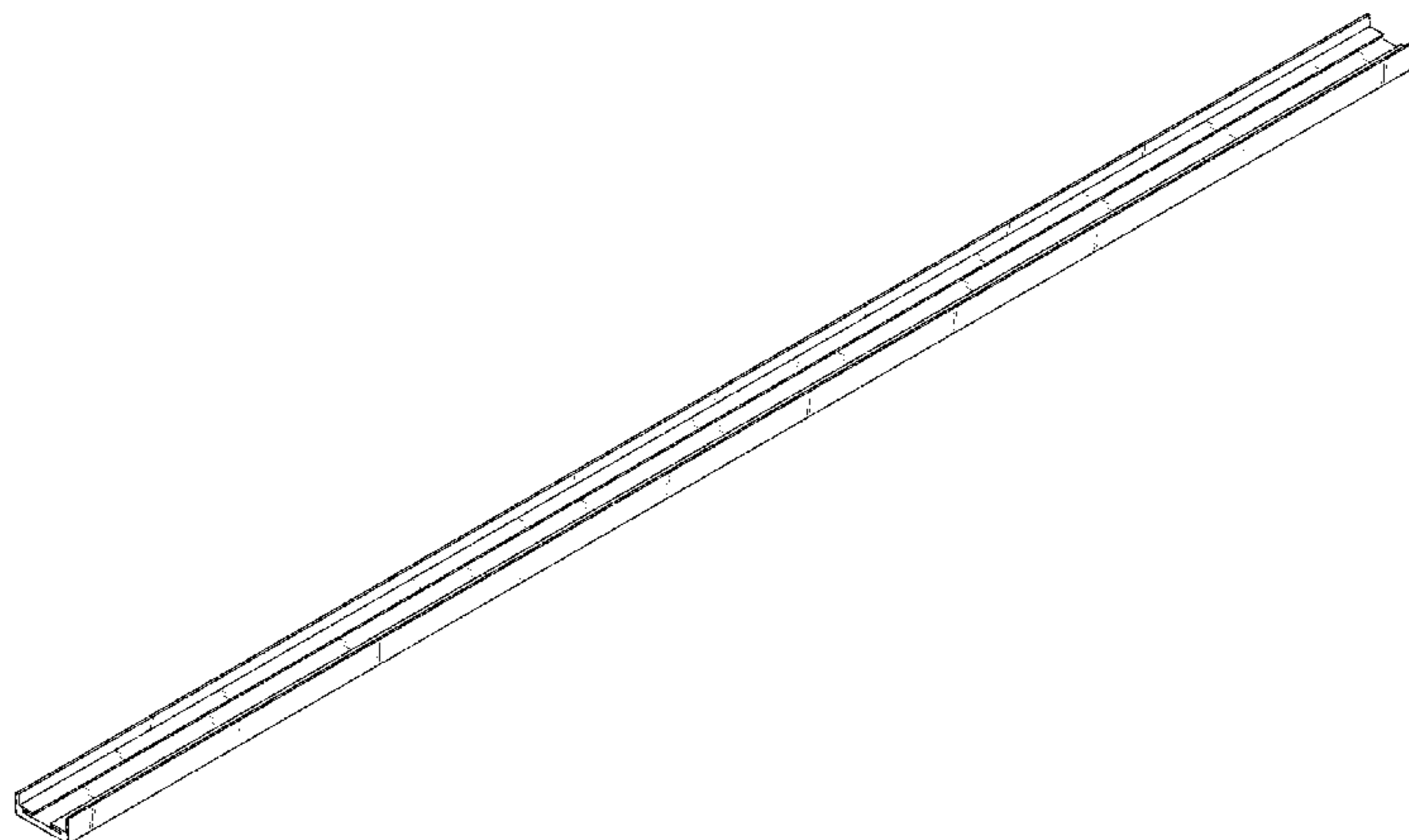
FIG. 11 is a front elevational view of the straight trim module of FIG. 8;

FIG. 12 is a back elevational view of the straight trim module of FIG. 8;

FIG. 13 is a top elevational view of the straight trim module of FIG. 8; and,

FIG. 14 is a bottom elevational view of the straight trim module of FIG. 8.

(Continued)



The trim module is shown with a symbolic break in its length. The appearance of any portion of the trim module between the break lines forms no part of the claimed design.

1 Claim, 8 Drawing Sheets

(58) Field of Classification Search

USPC D25/119–125, 126–137, 164, 199;
 D21/564, 565; D20/42–44; D6/300, 301,
 D6/304; D8/376, 377, 378, 400, 403;
 D34/35; D26/138
 CPC ... E04C 3/00; E04C 3/005; E04C 3/02; E04C
 3/04; E04C 3/12; E04C 3/20; E04C 3/28;
 E04C 3/30; E04F 19/02; E04F 19/022;
 E04F 19/026; E04F 19/028; E04F 19/04;
 E04F 19/0436; E04F 19/0481; E04F
 19/0486; E04F 19/06; E04F 19/061;
 E04B 2/00; E04B 2/74; E04B 2/76; E04B
 2/761; E04B 2/762; E04B 2/763; E04B
 2/764; E04B 2/765; E04B 2/7854; E04B
 2/7863; E04B 2/7872; E04B 2/7881;
 E04B 2/789; E04B 2001/2436; E04B
 2001/2439; E04B 2001/2442; E04B
 2001/2445; E04B 2001/2448; E04B
 2001/2451; E04B 2001/2454; E04B
 2001/2457; E04B 2001/246; E04B
 2001/2463; E06B 1/00; E06B 1/02; E06B
 1/04; E06B 1/045; E06B 1/12; E06B
 1/34; E06B 1/342; E06B 1/56; E06B
 1/60; E06B 1/6092; E06B 1/62

See application file for complete search history.

(56) References Cited

U.S. PATENT DOCUMENTS

4,228,592 A 10/1980 Badger
 4,259,785 A 4/1981 Wortham
 4,345,381 A 8/1982 Brislin
 4,589,211 A 5/1986 Policka
 D286,434 S * 10/1986 Schmidt D25/164
 D369,091 S * 4/1996 Cooper D8/349
 5,860,219 A 1/1999 Wilkinson
 5,863,030 A 1/1999 Kotler et al.
 D418,738 S * 1/2000 Luttrell-Welti D8/349
 6,226,882 B1 5/2001 Barr
 D457,052 S * 5/2002 Snyder D8/349
 6,601,774 B1 8/2003 Kasimoff
 6,604,334 B2 8/2003 Rochman
 D485,582 S * 1/2004 Valiulis D20/44
 D489,828 S * 5/2004 Barnett D25/119
 6,817,144 B1 11/2004 Tavivian
 D585,267 S * 1/2009 Di Vinadio D8/377
 7,775,003 B2 8/2010 Sabac
 7,819,778 B1 10/2010 Sudeith et al.
 7,877,825 B1 2/2011 Marshall
 D656,628 S * 3/2012 DiGennaro D25/119
 D661,524 S * 6/2012 Watts D25/119
 D666,033 S * 8/2012 Sauer D8/377
 D680,887 S 4/2013 Dressel et al.
 D683,797 S * 6/2013 Sjodin D20/44
 D685,856 S * 7/2013 Hawkins D20/44
 8,561,357 B2 10/2013 Teodorovich

8,661,751 B1 3/2014 Lawrie
 D718,880 S * 12/2014 Fannan D25/119
 D718,881 S * 12/2014 Fannan D25/119
 D718,882 S * 12/2014 Fannan D25/119
 8,898,985 B2 12/2014 Lehane, Jr.
 9,021,753 B2 5/2015 Michaud
 D733,927 S * 7/2015 Van Camp D25/48.2
 D736,105 S 8/2015 Hoyt
 9,140,017 B1 9/2015 Oliver
 D754,498 S 4/2016 Robinson
 D760,403 S * 6/2016 Bilge D25/125
 2002/0166299 A1 11/2002 Day
 2003/0037495 A1 2/2003 Shaw
 2004/0083617 A1 5/2004 Bielen
 2005/0011079 A1 1/2005 Sikora, Jr. et al.
 2006/0225378 A1 10/2006 Hu
 2009/0193729 A1 * 8/2009 Kustermann E06B 1/02
 52/215
 2009/0277028 A1 11/2009 Dunn
 2009/0313841 A1 12/2009 Calleros
 2012/0096724 A1 4/2012 Eyer mann et al.
 2012/0131870 A1 5/2012 deMaere
 2016/0069093 A1 3/2016 Hawk

FOREIGN PATENT DOCUMENTS

GB 2413519 A 11/2005
 GB 2441139 A 2/2008
 GB 2441749 A 3/2008
 GB 2460836 A 12/2009
 GB 2519759 A 5/2016

OTHER PUBLICATIONS

Hot Wheels Instructions, © 2006 Mattel, Inc., 2 pages.
Wall Pad Cut-Out Trim Kits, Draper, Inc.—Sweets, <http://sweets.construction.com/Manufacturer-Draper--Inc--NST1446/proclucts/Wall-Pad-Cut-Out-Trim-Kits-NST62732-P>, accessed May 26, 2016, © 2016 Dodge Data & Analytics, 4 pages.
Hadar Wooden Trim for Wall Mats, HadarAthletic.com, <http://hadarathletic.com/catalog/viewcatalog/wfview.asp>, accessed May 26, 2016, 2 pages.
7"×7" Outlet Cutout With Insert for Bison Wall Padding, Bison Inc., <https://www.bisoninc.com/product/sport-pride-and-customization/7x-7-outlet-cutout-with-insert-for-bison-wall-padding>, accessed May 26, 2016, © 2016 Bison Inc., 5 pages.
Wall Padding Duplex Outlet Cutout Trim, © 2016 Bison Inc., <https://www.bisoninc.com/product/sport-pride-and-customization/wall-padding-duplex-outlet-cutout-trim>, 5 pages.
Cut Perfect Holes for Electrical Boxes, Lights, Speakers, and More in Seconds Without Mistakes or Repairs, CUTzOUT Installation Templates, <https://cutzout.com>, Praxis Products, LLC 2007-2015, 8 pages.
Rubber Outlet / Receptacle Cover Insert Single Outlet Insert, Resilite Sports Products, Inc., http://www.resilite.com/Products/Rubber-Outlet-Receptacle-Cover-Insert_KSOC.aspx, Nov. 4, 2014, © 2014 Resilite Sports Products, Inc., 2 pages.
Model WP20F Instruction Manual, Bison Inc., <https://www.bisoninc.com/wordpress/wp-content/uploads/WP20F-InstructionManual.pdf>, 3 pages, at least available by Jul. 12, 2016.
Installing Electrical Outlet (and/or Electrical Switch) Trim, Faux Panels, <http://www.fauxpanels.com;install-electrical-outlets.php>, © Faux Panels, 6 pages, at least available by Jul. 12, 2016.
Molded Wall Pad Cut-Out Kit Single, <http://store.adplemco.com/molded-wall-pad-cut-out-kit-single.html>, ADP Lemco, Inc., 1 page, at least available by Jul. 12, 2016.

* cited by examiner

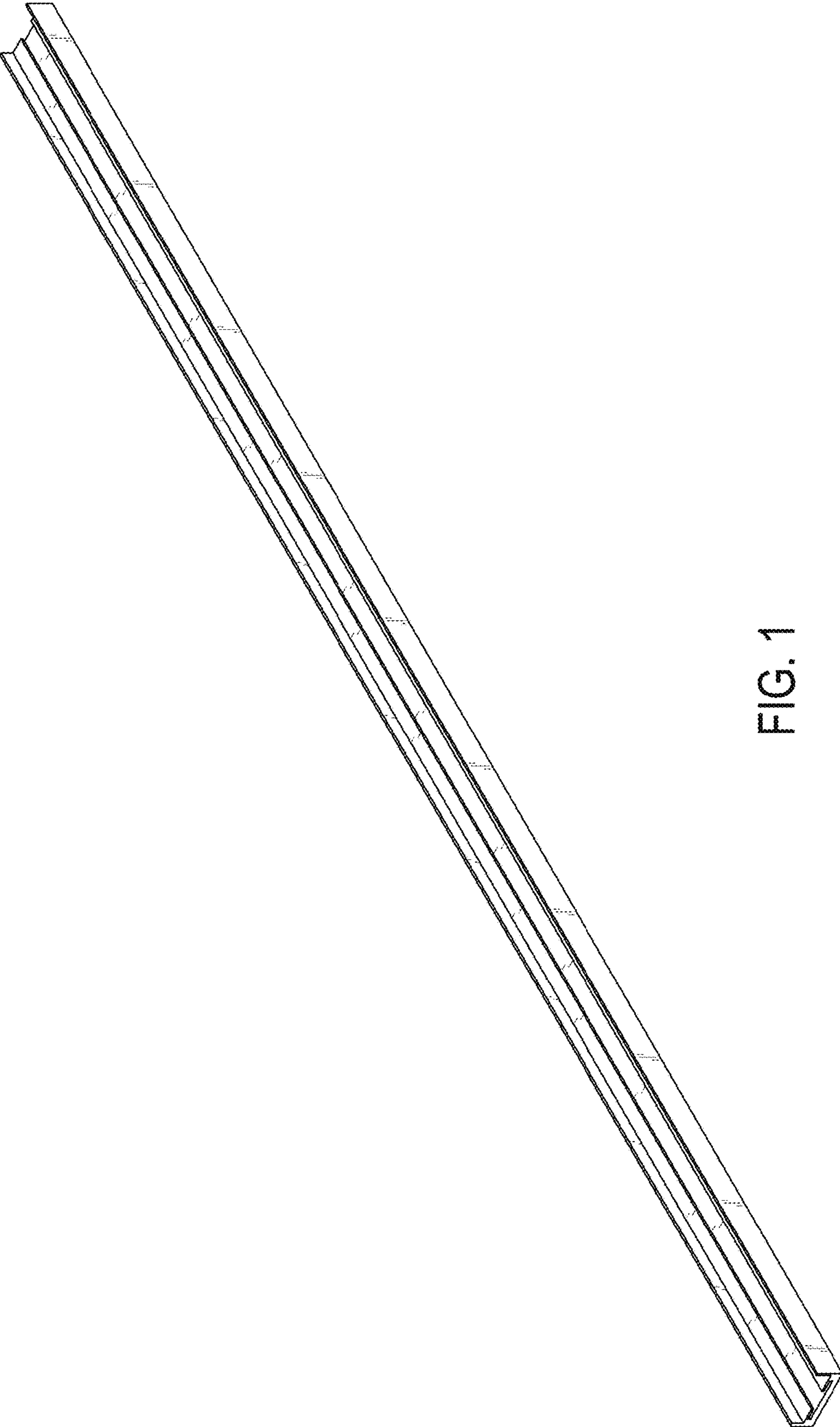


FIG. 1

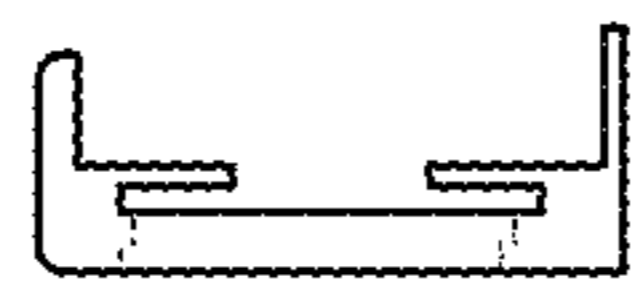


FIG. 2

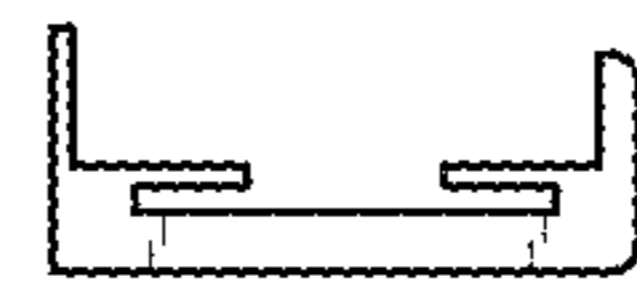


FIG. 3

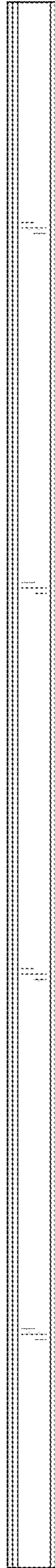


FIG. 4



FIG. 5



FIG. 6



FIG. 7

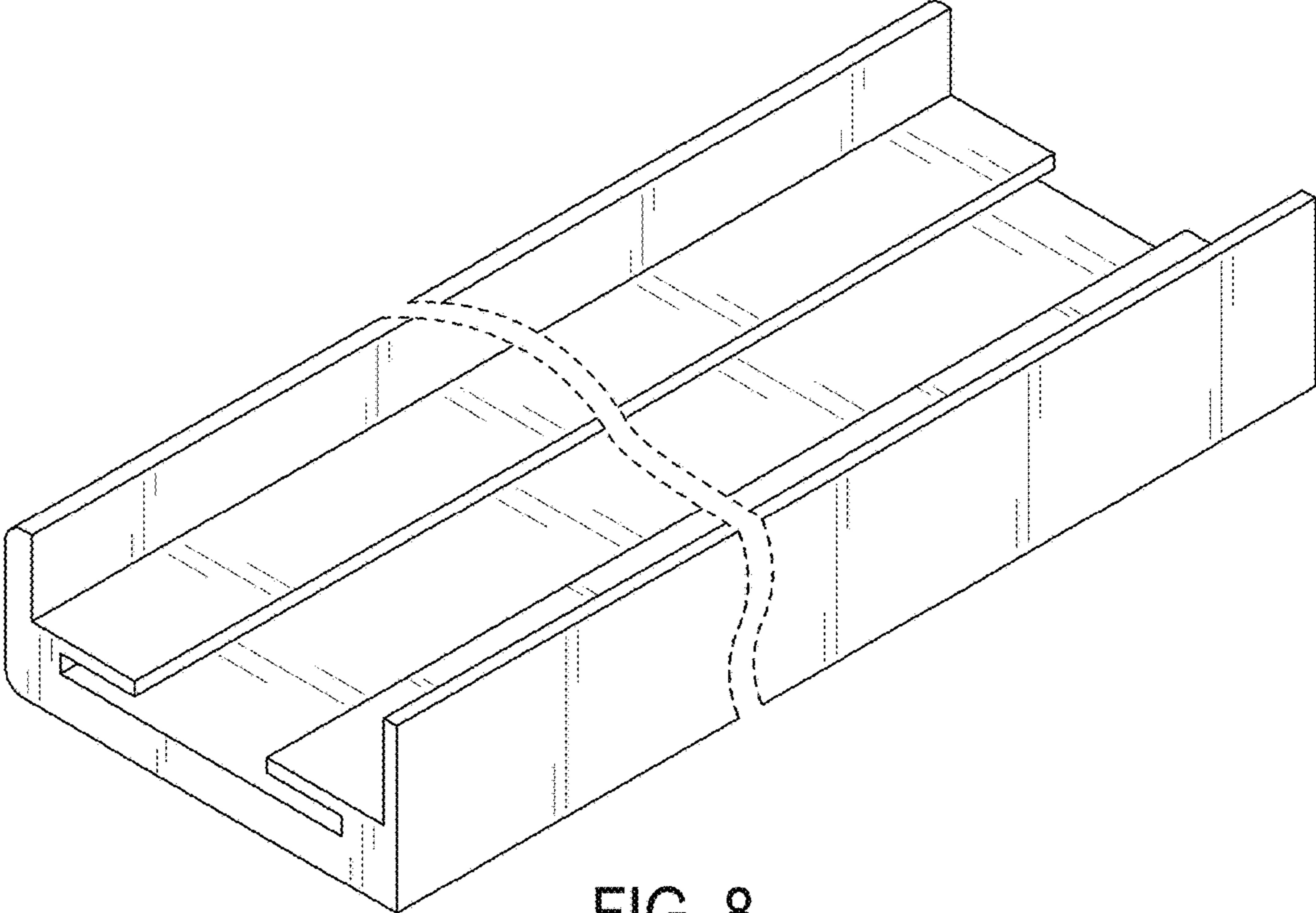


FIG. 8

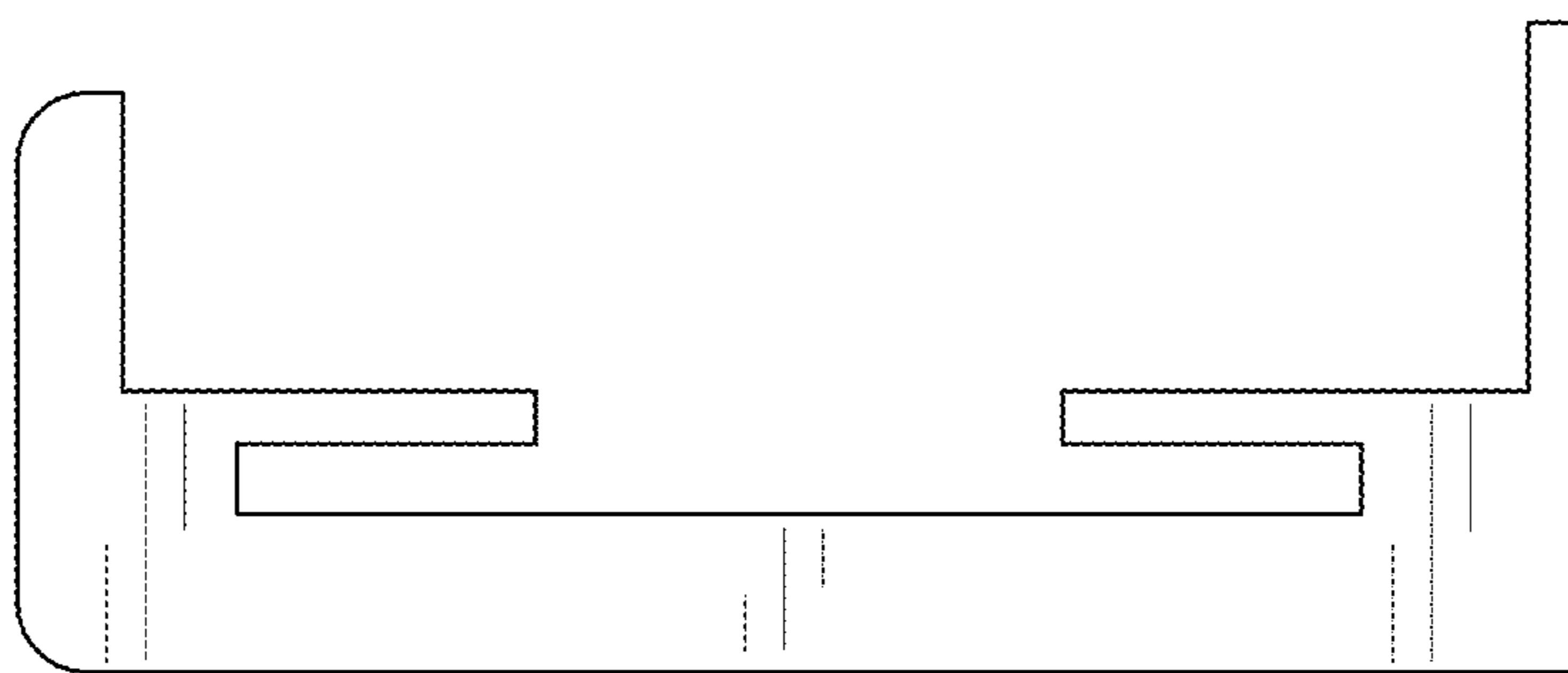


FIG. 9

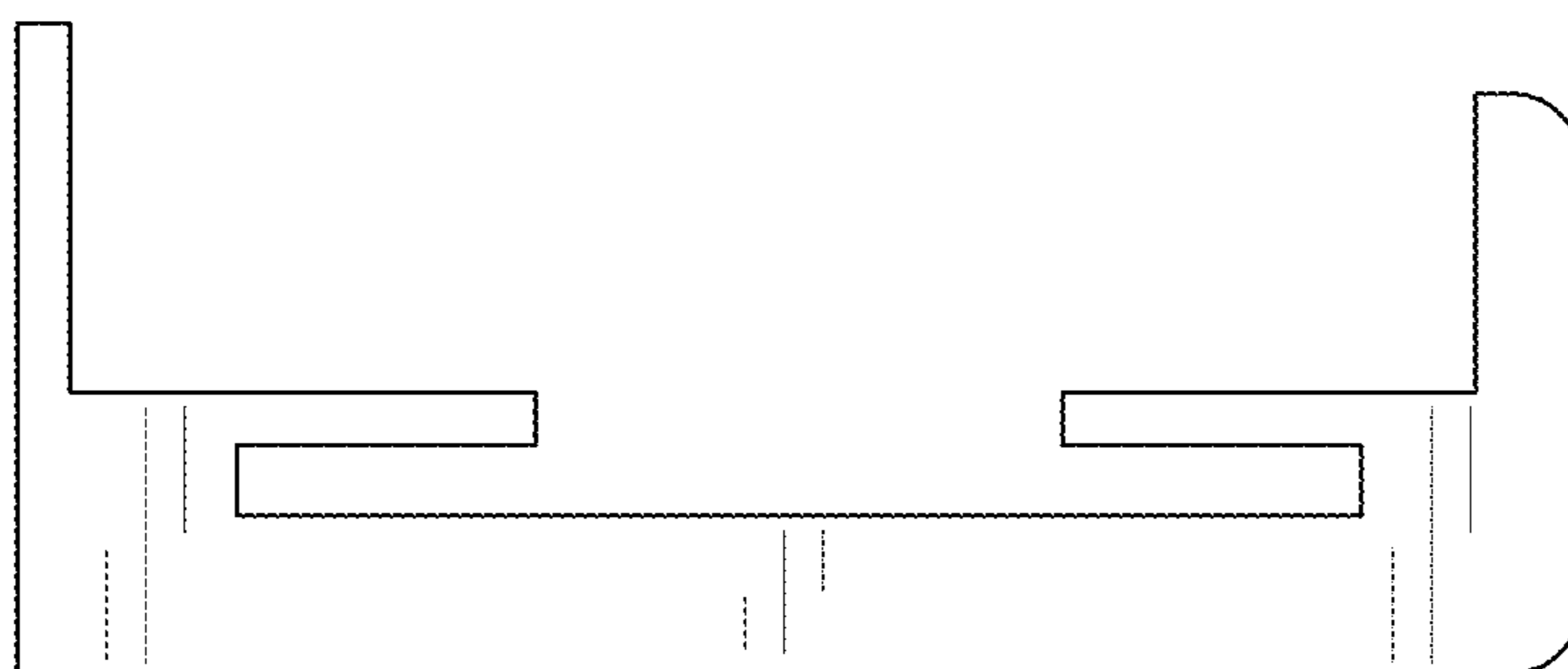


FIG. 10

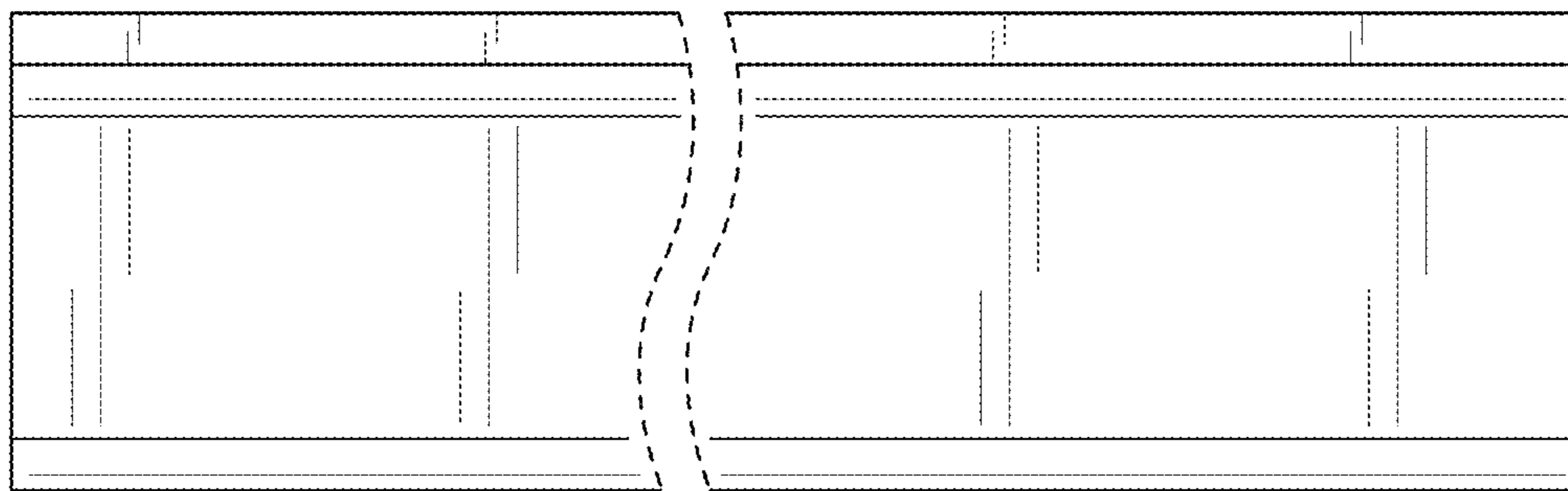


FIG. 11

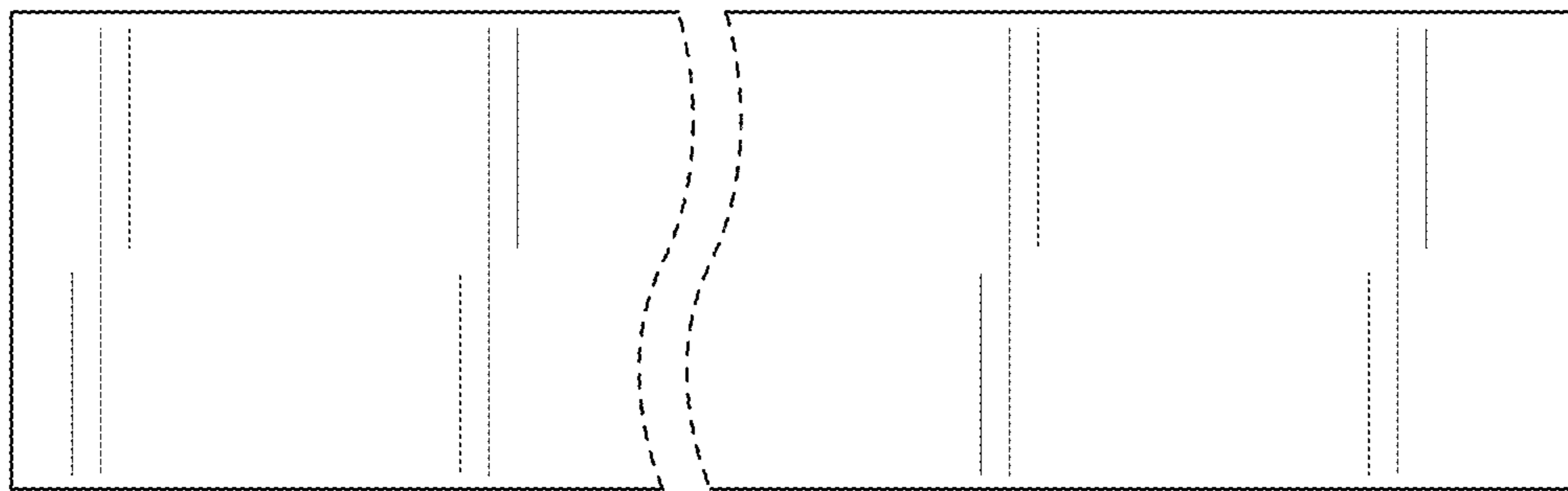


FIG. 12

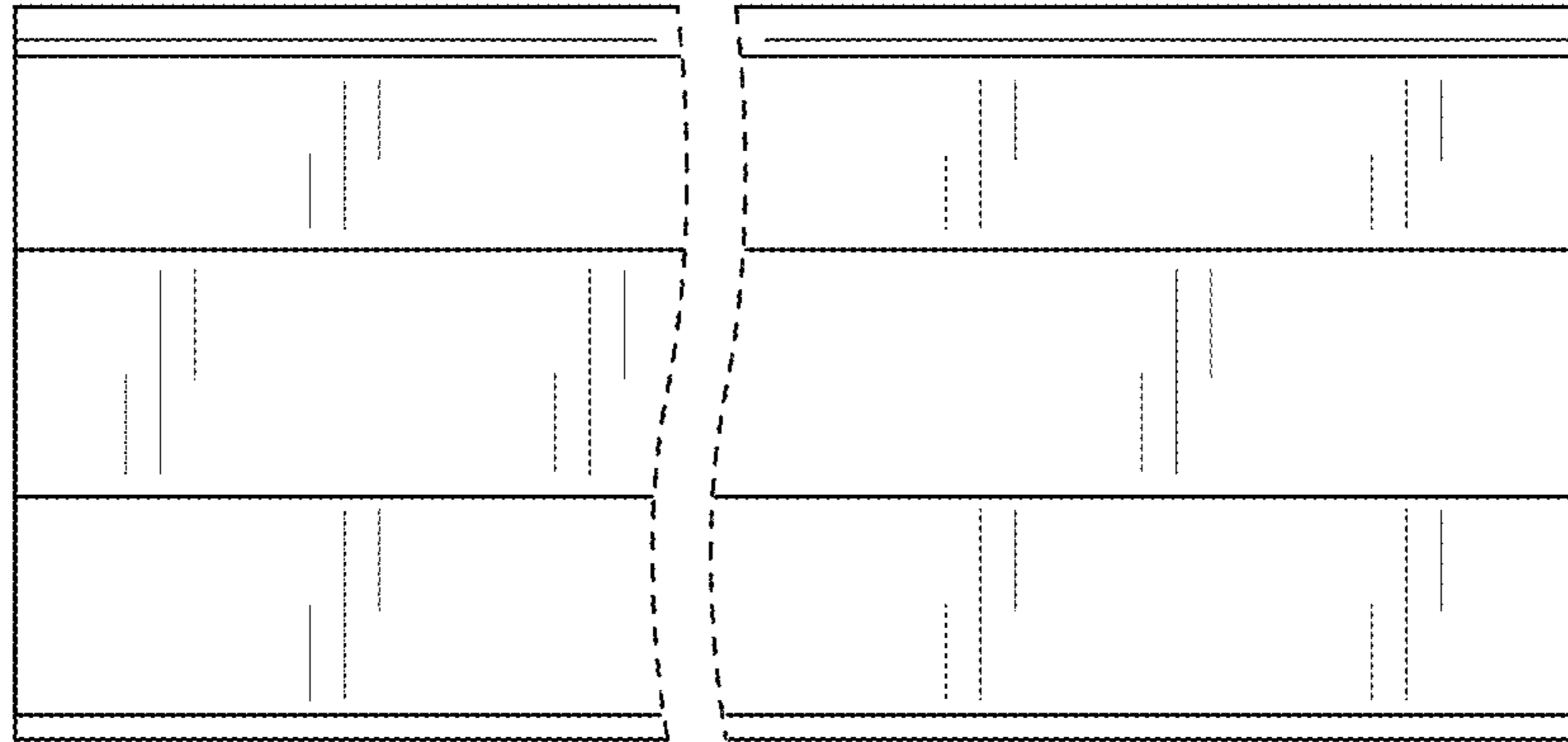


FIG. 13

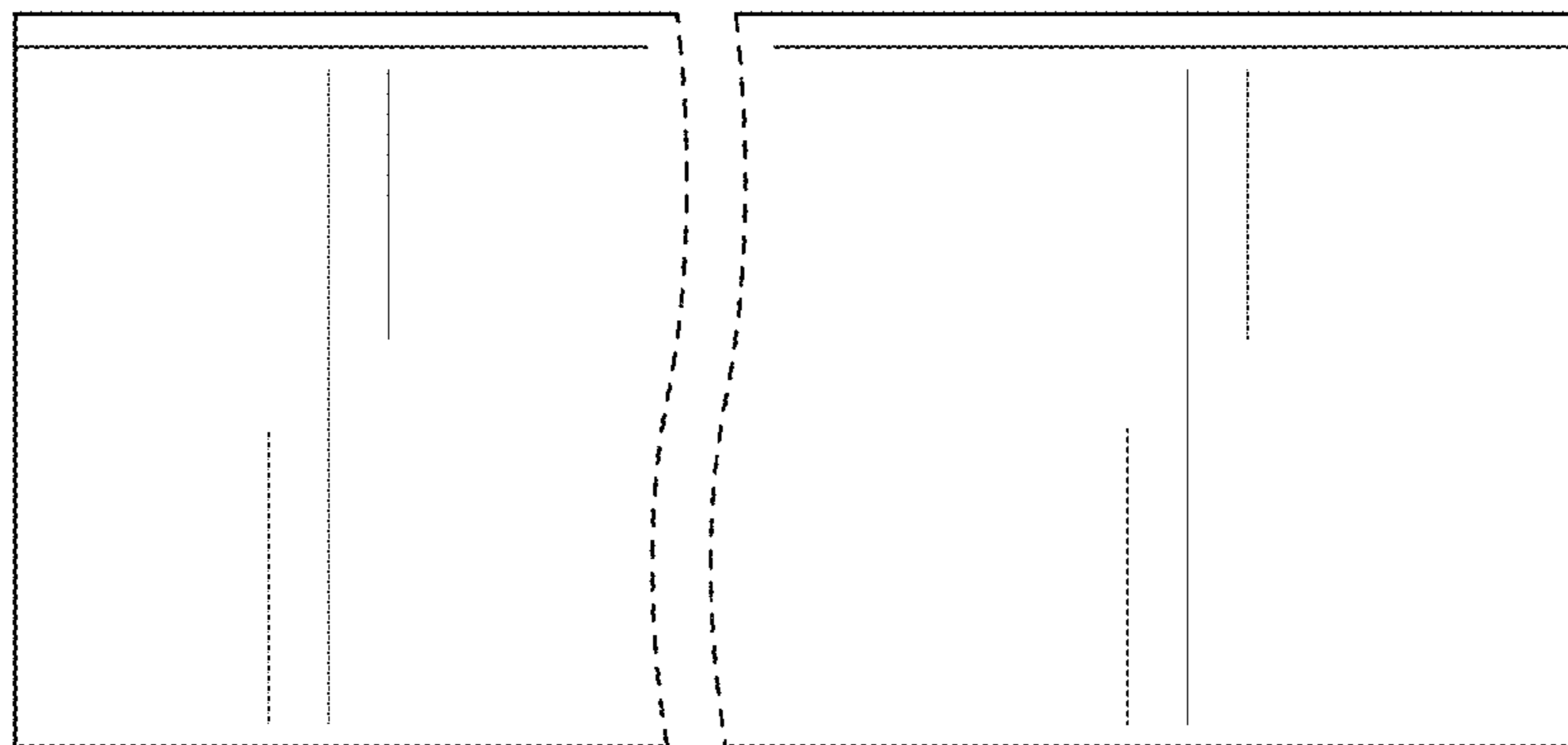


FIG. 14