



US00D810957S

(12) **United States Design Patent**
Bahadir

(10) **Patent No.:** **US D810,957 S**
(45) **Date of Patent:** **** Feb. 20, 2018**

- (54) **CONTAINER**
- (71) Applicant: **Bahadir USA**, Lindenhurst, NY (US)
- (72) Inventor: **Yakup Bahadir**, Samsun (TR)
- (73) Assignee: **BAHADIR USA**, Lindenhurst, NY (US)
- (**) Term: **15 Years**
- (21) Appl. No.: **29/565,476**
- (22) Filed: **May 20, 2016**

- D391,761 S * 3/1998 Lee D28/83
- 6,077,485 A 6/2000 Baker
- D463,076 S * 9/2002 Nottingham D24/217
- 6,468,482 B1 10/2002 Frieze
- D476,423 S 6/2003 Picot
- D483,494 S 12/2003 Gleichauf
- D487,315 S 3/2004 Picot
- D489,595 S 5/2004 Gleichauf
- D557,814 S * 12/2007 Glenn D24/217
- D560,468 S 1/2008 Bahadir

(Continued)

Primary Examiner — Anhdao Doan
(74) *Attorney, Agent, or Firm* — Morgan, Lewis & Bockius LLP

Related U.S. Application Data

- (62) Division of application No. 29/511,130, filed on Dec. 8, 2014, now Pat. No. Des. 772,425.

Foreign Application Priority Data

- Jun. 30, 2014 (WO) 037892

- (51) **LOC (11) Cl.** **24-01**

- (52) **U.S. Cl.**
USPC **D24/217**

- (58) **Field of Classification Search**

USPC D24/216, 217, 218, 219, 224–232, 162;
D3/200, 203.1, 203.2, 294, 298; D9/420,
D9/435, 436, 447, 449, 450, 520; D32/1;
D5/1–3

CPC ... A61L 2/025; A61L 2/04; A61L 2/07; A61L
2/10; A61L 2/18; A61L 2/24; A61L 2/26;
A61L 2/28; A61L 2202/23; A61L
2202/24; A61L 2202/121; A61L
2202/122; A46B 17/06; B65D 47/28;
B65D 47/286

See application file for complete search history.

- (56) **References Cited**

U.S. PATENT DOCUMENTS

- D367,211 S * 2/1996 Cautereels D3/294
- D371,203 S 6/1996 Deeds

- (57) **CLAIM**

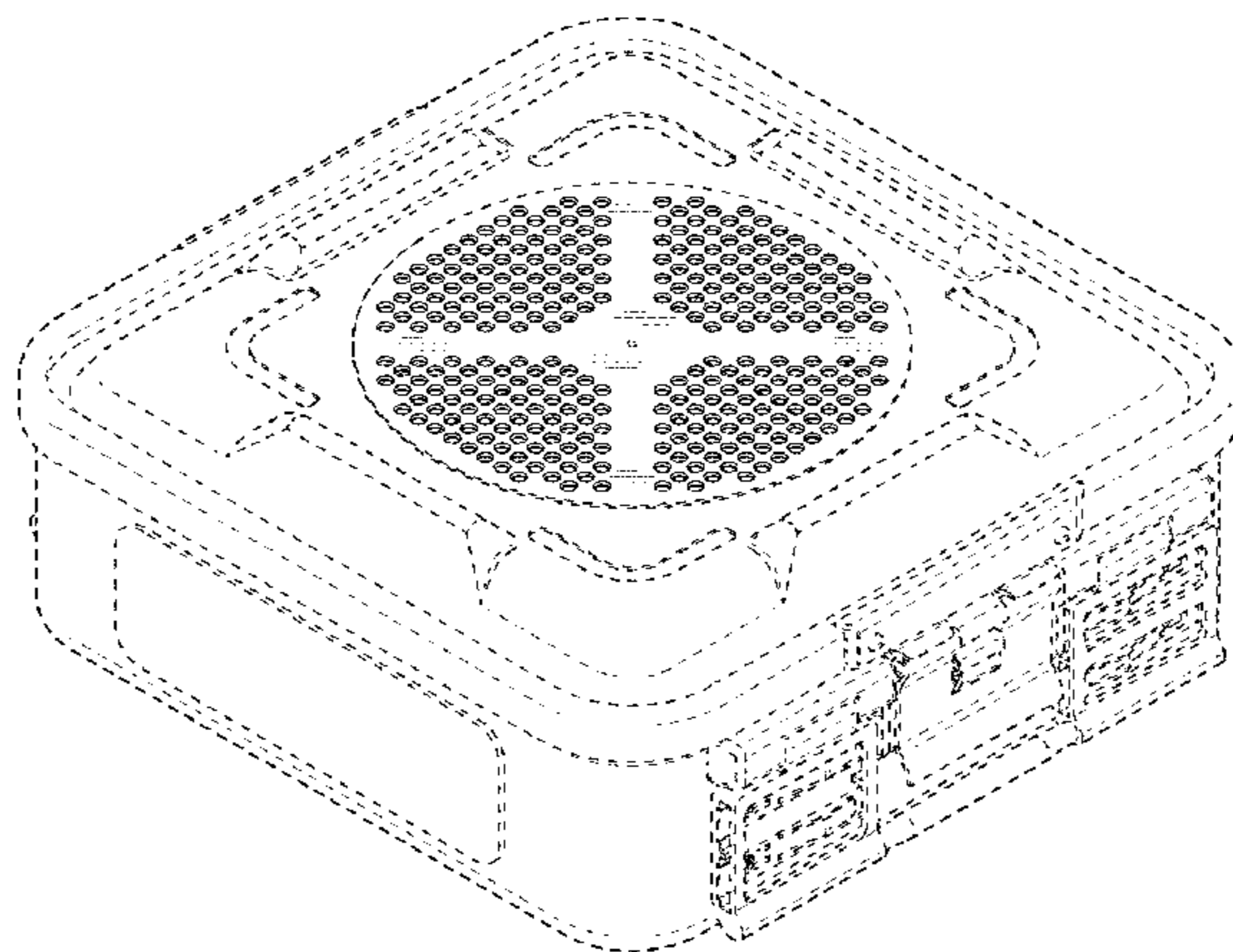
The ornamental design for a container, as shown and described.

DESCRIPTION

FIG. 1 is a front perspective view of a container in accordance with my new design;
FIG. 2 is a right elevational view of the container shown in FIG. 1;
FIG. 3 is a left elevational view of the container shown in FIG. 1;
FIG. 4 is a front elevational view of the container shown in FIG. 1;
FIG. 5 is a rear elevational view of the container shown in FIG. 1;
FIG. 6 is a top plan view of the container shown in FIG. 1; and,
FIG. 7 is a bottom plan view of the container shown in FIG. 1.

The broken lines immediately adjacent the shaded areas represent the bounds of the claim, while all other broken lines are directed to environment and are for illustrative purposes only; the broken lines form no part of the claimed design.

1 Claim, 4 Drawing Sheets



(56)

References Cited

U.S. PATENT DOCUMENTS

D645,744	S	*	9/2011	Liebowitz	D9/435
D712,566	S	*	9/2014	Hicks	D24/227
D761,103	S	*	7/2016	Lebon	D9/447
D764,067	S	*	8/2016	Tipton	D24/217
D769,719	S	*	10/2016	Lebon	D9/520
2013/0175276	A1		7/2013	Gleichauf		
2015/0053703	A1		2/2015	Kreidler		

* cited by examiner

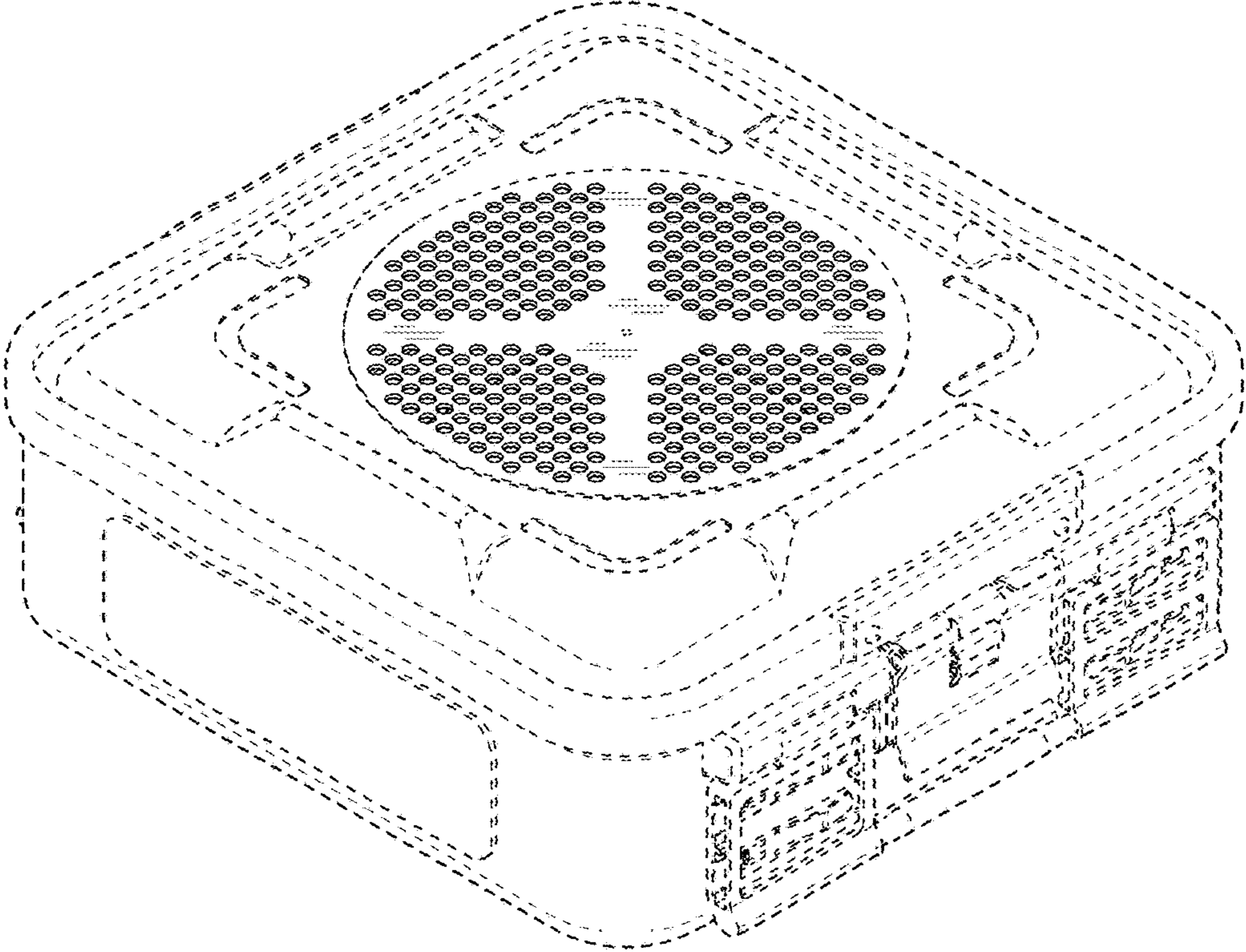


FIG. 1

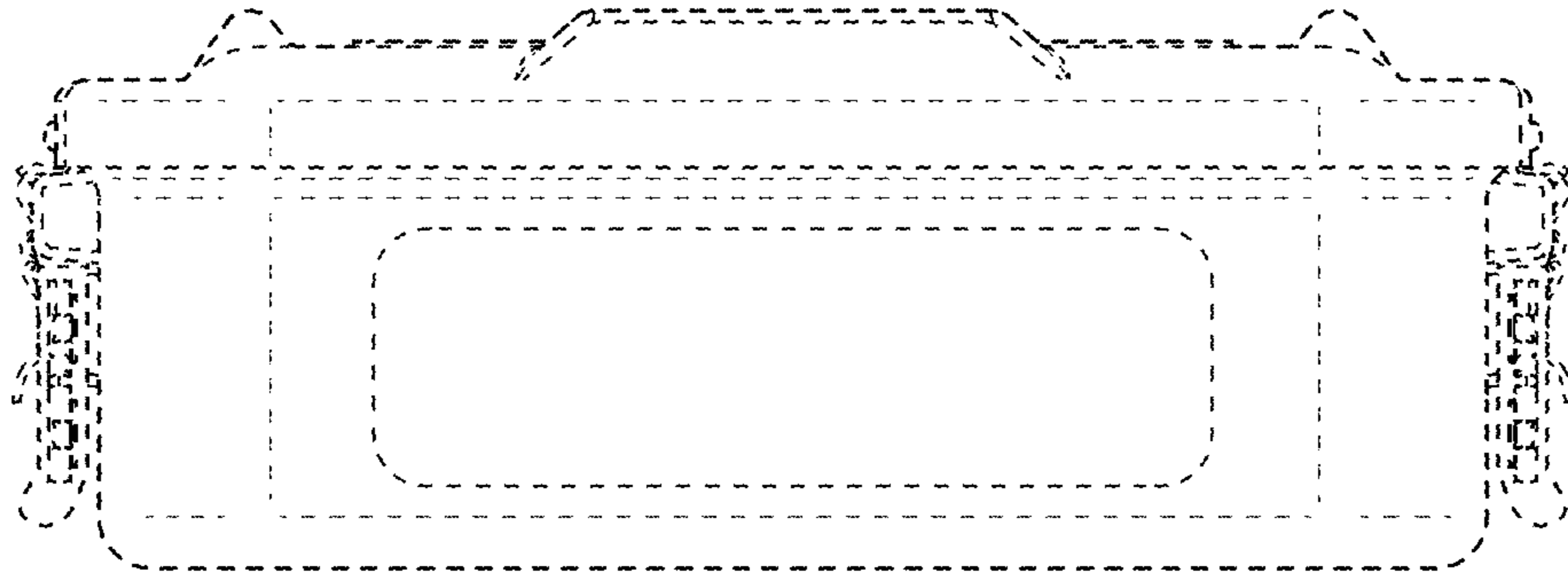


FIG. 2

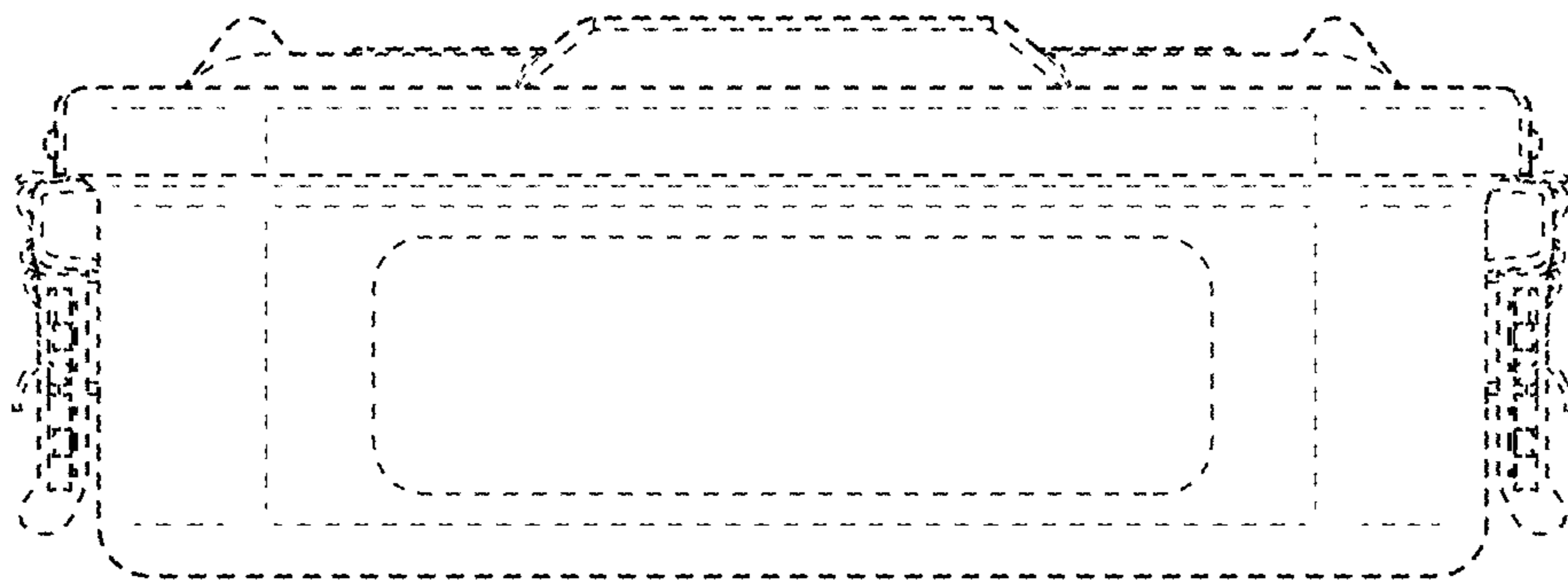


FIG. 3

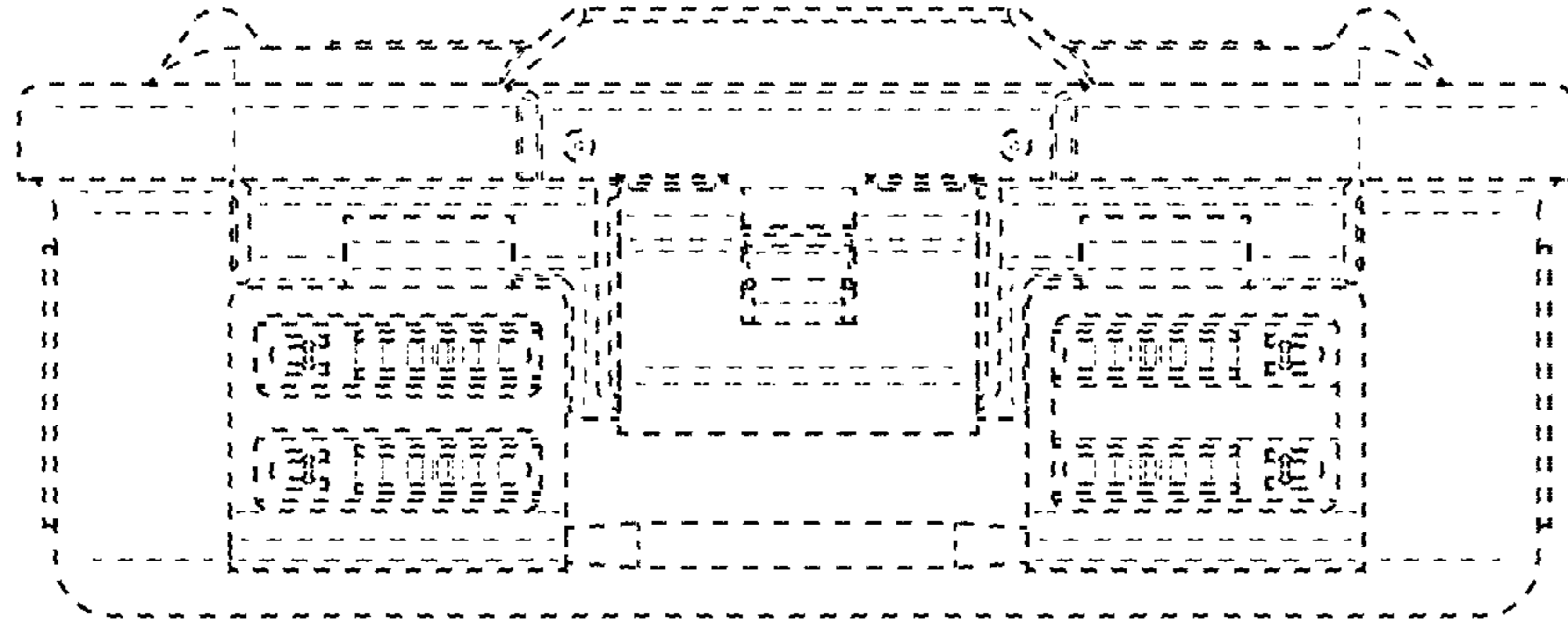


FIG. 4

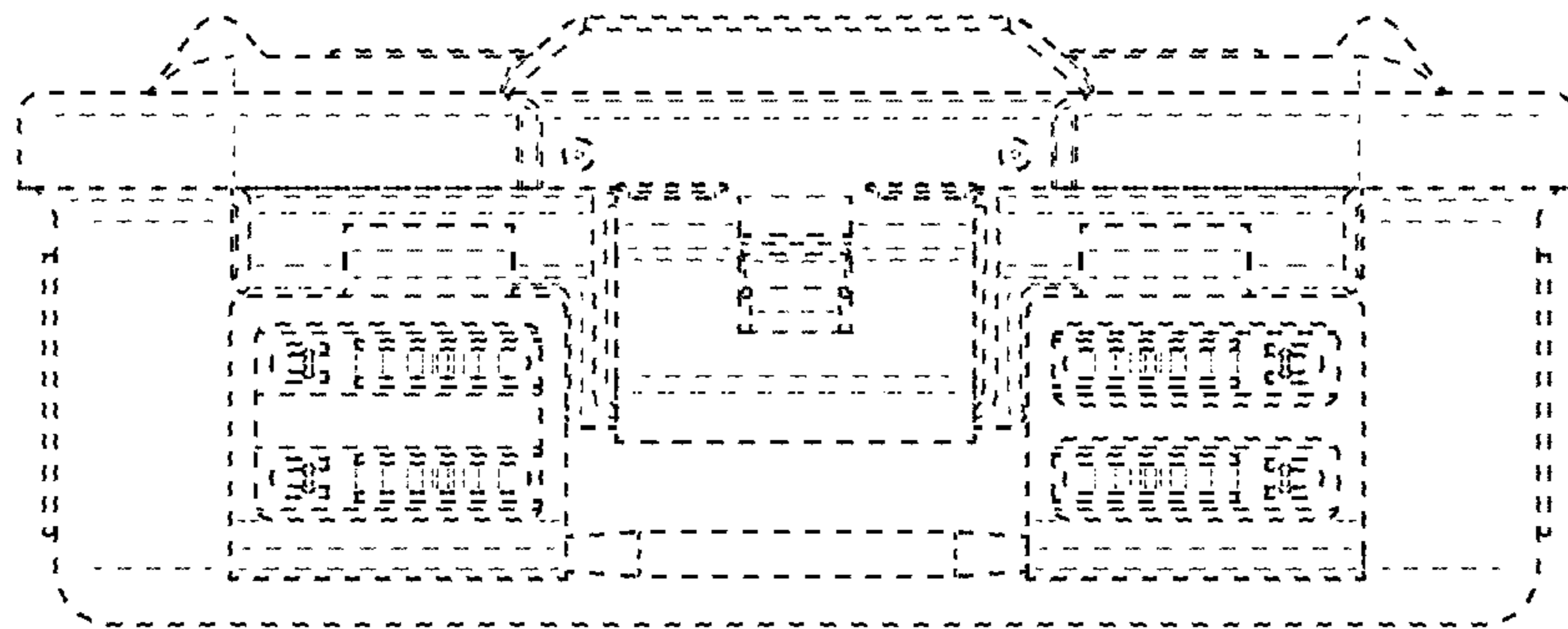


FIG. 5




FIG. 7

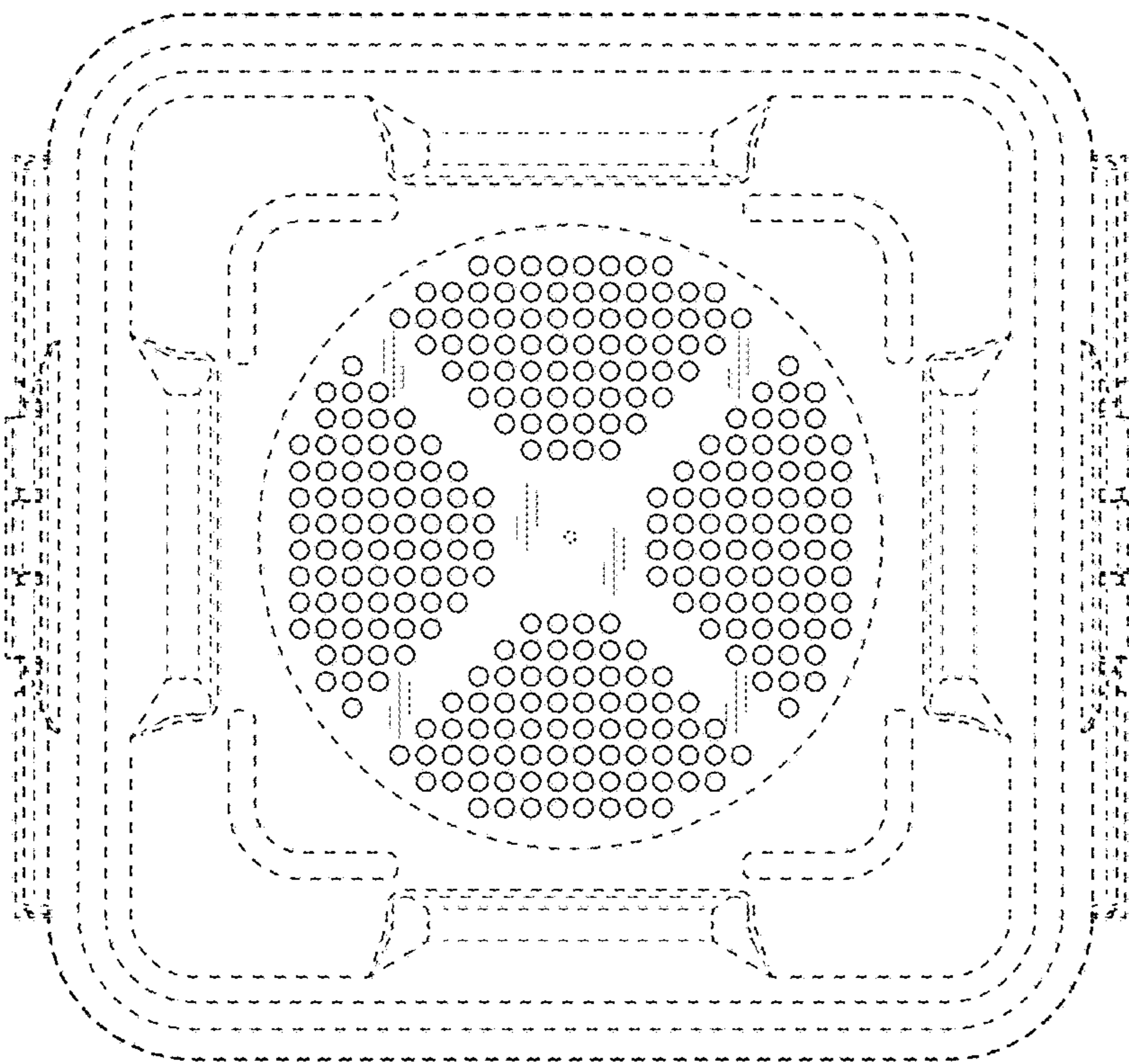


FIG. 6