



US00D810947S

(12) **United States Design Patent**
Larson et al.

(10) **Patent No.:** **US D810,947 S**
(45) **Date of Patent:** **** Feb. 20, 2018**

(54) **HANDHELD INSTRUMENT FOR SIGNAL RECORDING**

D725,784 S * 3/2015 Xia D24/186
D727,768 S * 4/2015 Nagano D10/98
D744,658 S * 12/2015 Hilkey-Boyatt D11/86

(71) Applicant: **Analytics For Life**, Ganaoque (CA)

* cited by examiner

(72) Inventors: **Cinnamon Larson**, Carrboro, NC (US);
Terrance Ransbury, Chapel Hill, NC (US)

Primary Examiner — Wan Laymon

Assistant Examiner — Mark Booker

(73) Assignee: **Analytics For Life**, Ganaoque (CA)

(74) *Attorney, Agent, or Firm* — Meunier Carlin & Curfman LLC

(**) Term: **15 Years**

(21) Appl. No.: **29/562,326**

(57) **CLAIM**

(22) Filed: **Apr. 25, 2016**

The ornamental design for a handheld instrument for signal recording, as shown and described.

(51) **LOC (11) Cl.** **24-01**

(52) **U.S. Cl.**
USPC **D24/186**

DESCRIPTION

(58) **Field of Classification Search**
USPC D24/186, 167; D11/86; D10/30, 31,
D10/33-35, 37, 39, 65, 70, 78, 97, 98,
D10/103, 81; D14/203.5, 247, 338-340,
D14/344, 346, 347; 600/301, 481,
600/483-485, 509, 513, 519, 544;
128/900

FIG. 1 is a front perspective view of a handheld instrument for signal recording showing the new design.

FIG. 2 is a front prospective view of a portion thereof, in the context of a handheld portion of the handheld instrument.

FIG. 3 is a front view thereof.

FIG. 4 is a back view thereof.

FIG. 5 is a left-side view thereof.

FIG. 6 is a right-side view thereof.

FIG. 7 is a top view thereof; and,

FIG. 8 is a bottom view thereof.

The broken lines, showing portions of the handheld instrument for signal recording and its environment, form no part of the claimed design.

CPC G08G 1/096883; G08G 1/096872; G08G 1/096775; G01C 21/16; G01C 21/3688; G01C 21/30; G01V 8/20; G01J 5/023; G01J 5/24; A61B 5/4824; A61B 5/483; A61B 5/02438

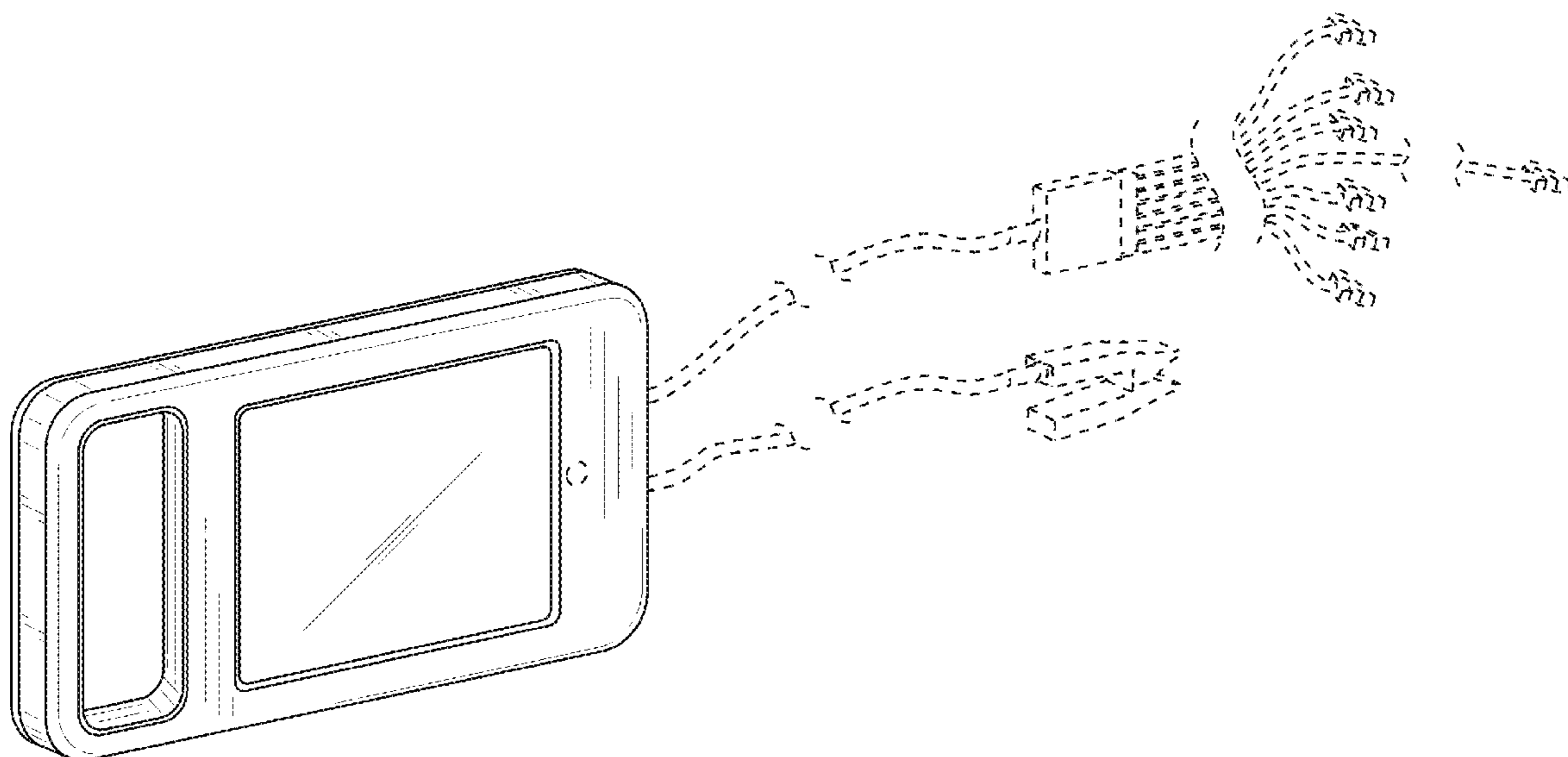
See application file for complete search history.

(56) **References Cited**

U.S. PATENT DOCUMENTS

D534,446 S * 1/2007 Knopp D10/81
D711,004 S * 8/2014 Chen D24/186

1 Claim, 6 Drawing Sheets



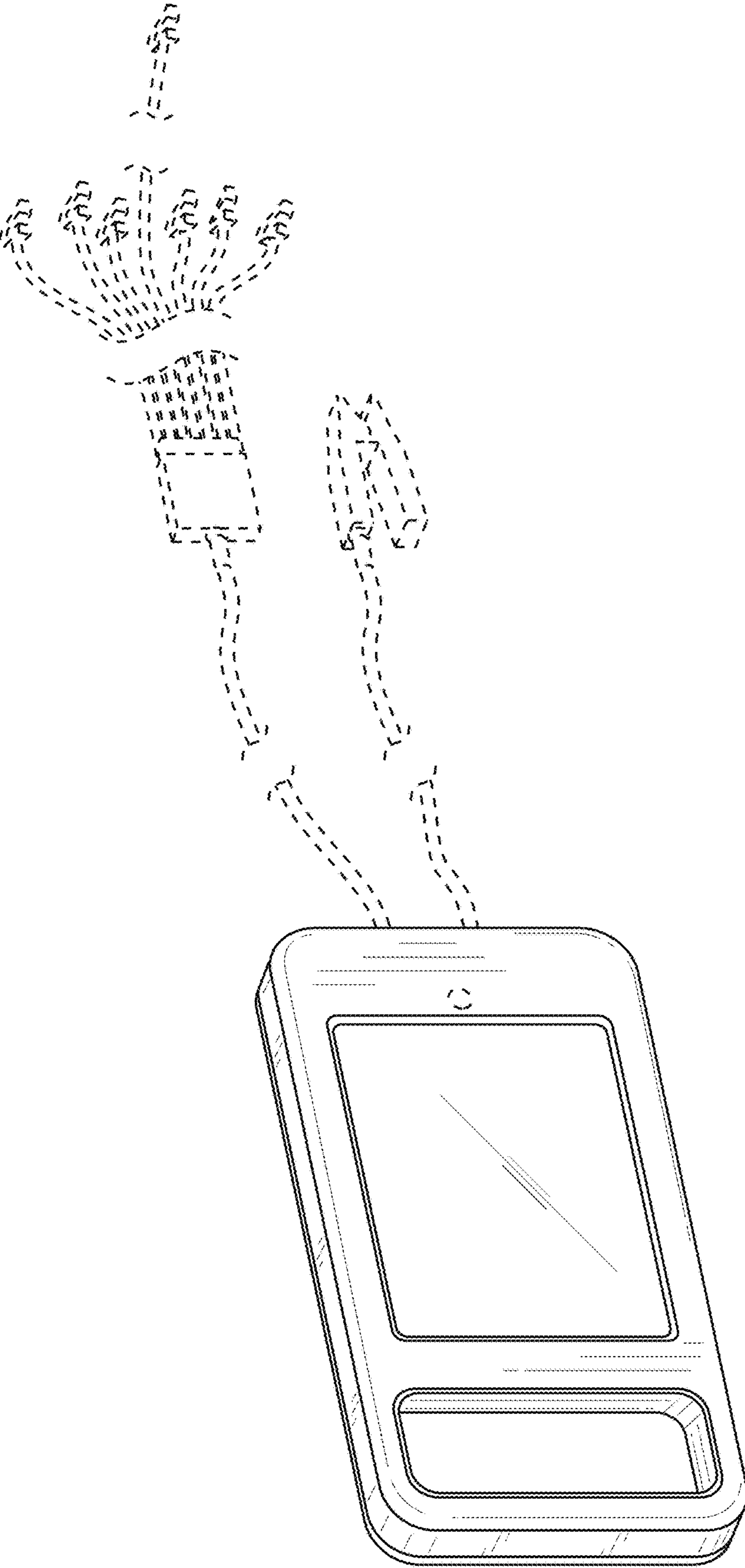


FIG. 1

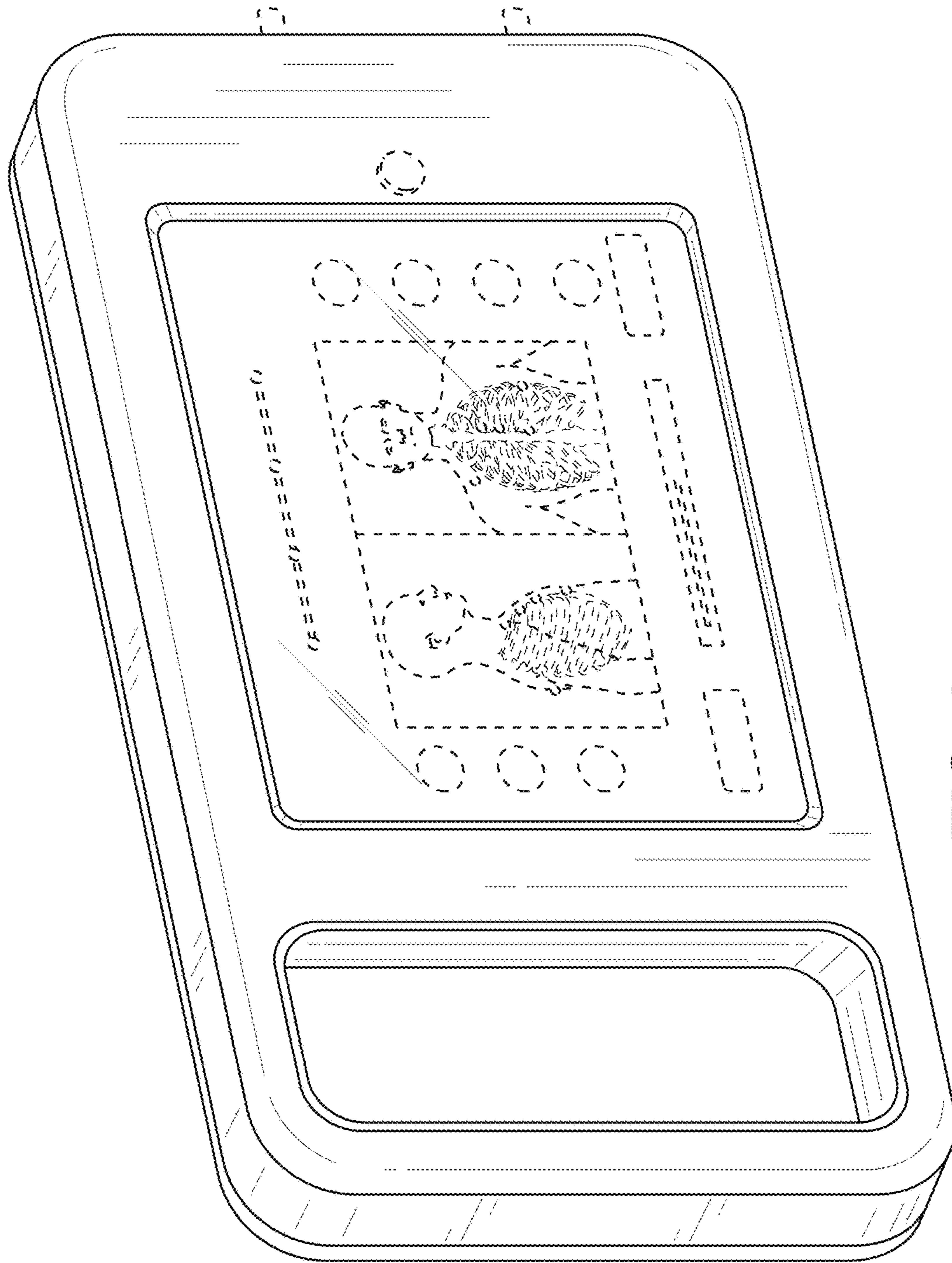


FIG. 2

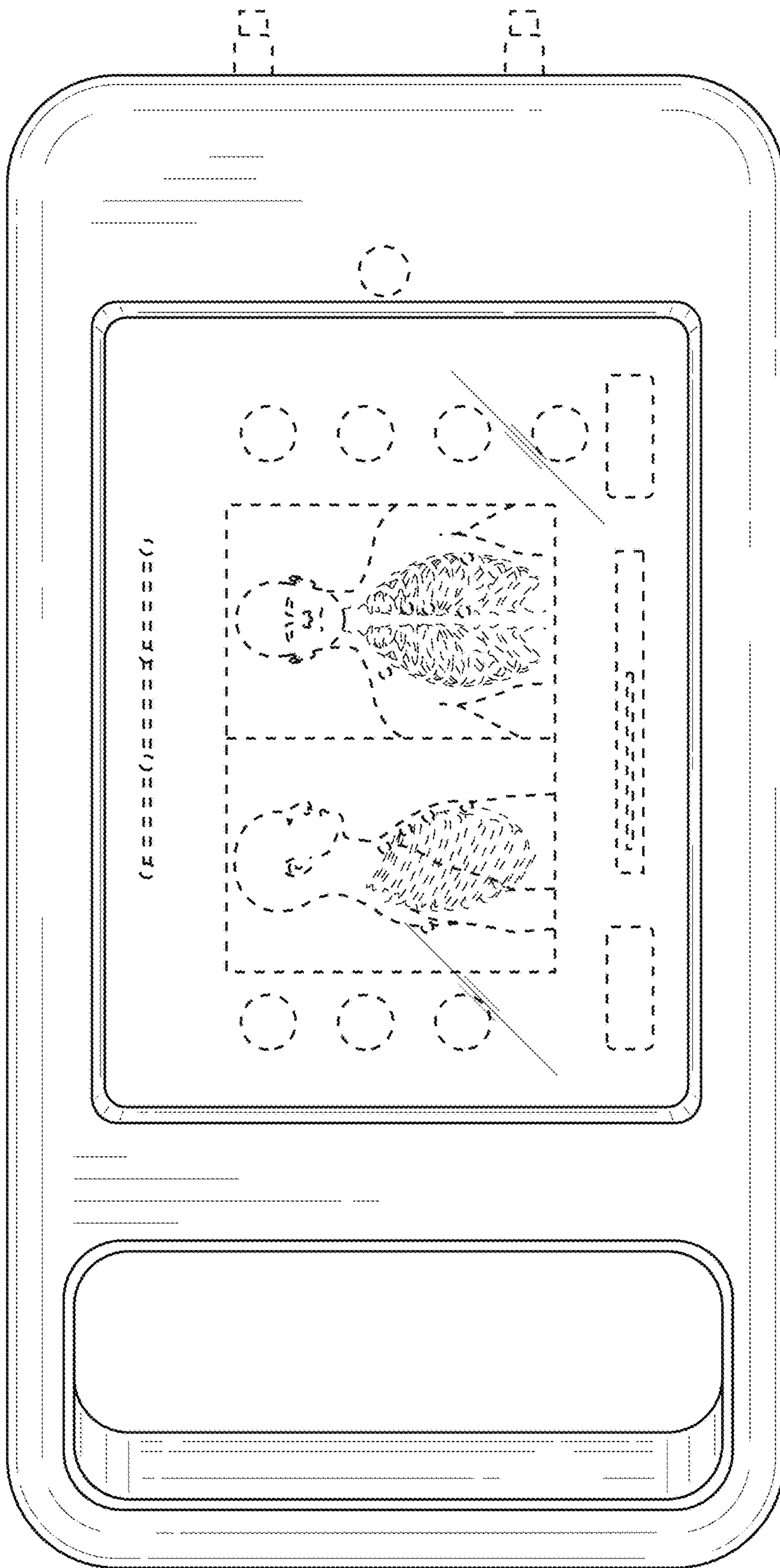


FIG. 3




FIG. 4




FIG. 6




FIG. 5

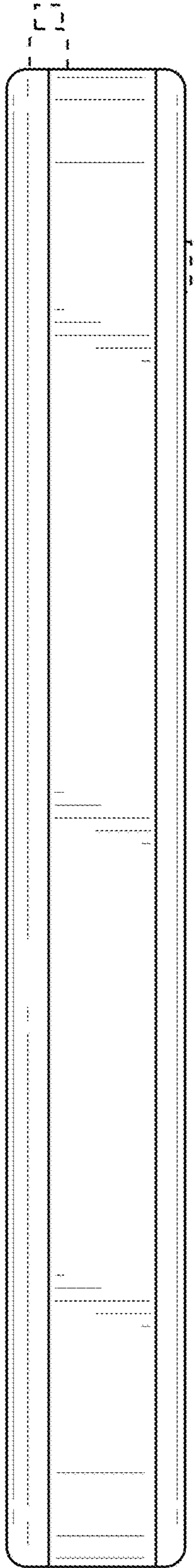


FIG. 7

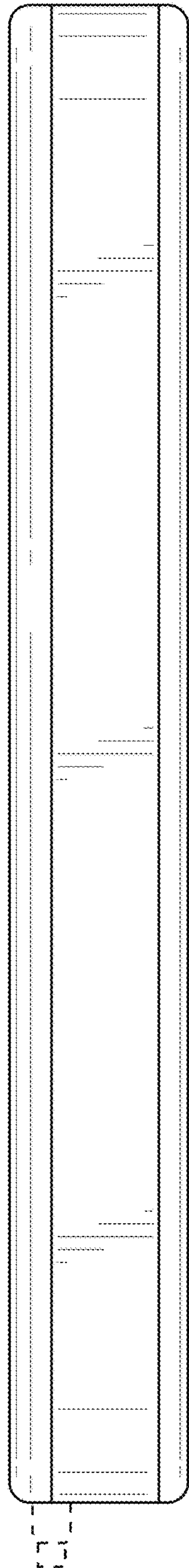


FIG. 8