



US00D810938S

(12) **United States Design Patent**
Feldman

(10) **Patent No.:** **US D810,938 S**
(45) **Date of Patent:** **** Feb. 20, 2018**

(54) **INTEGRAL CORDLESS DENTAL DRIVE APPARATUS**

(71) Applicant: **Michael Feldman**, Toms River, NJ (US)

(72) Inventor: **Michael Feldman**, Toms River, NJ (US)

(**) Term: **15 Years**

(21) Appl. No.: **29/594,553**

(22) Filed: **Feb. 21, 2017**

Related U.S. Application Data

(63) Continuation-in-part of application No. 15/393,492, filed on Dec. 29, 2016.

(51) **LOC (11) Cl.** **24-02**

(52) **U.S. Cl.**
USPC **D24/152**

(58) **Field of Classification Search**
USPC D24/152, 156, 176, 108, 127-128, 133
CPC ... A61C 1/0007; A61C 1/0015; A61C 1/0053;
A61C 1/06; A61C 1/16; A61C 3/00;
A61C 3/02; A61C 3/025; A61C 17/0202;
A61C 17/16; A61C 17/20; A61C 17/005
See application file for complete search history.

(56) **References Cited**

U.S. PATENT DOCUMENTS

4,884,968 A * 12/1989 Stien A61C 1/16
433/116
6,824,453 B1 * 11/2004 Andersson A61C 3/025
451/102

7,101,182 B2 * 9/2006 Garrison A61C 17/005
433/125
D595,851 S * 7/2009 Karten D24/152
D604,412 S * 11/2009 Kobayashi D24/152
8,459,992 B2 * 6/2013 Carron A61C 17/005
433/125
D687,552 S * 8/2013 Kile D24/152
8,725,096 B2 * 5/2014 Lint A61C 1/0015
434/263
9,144,471 B2 * 9/2015 Carron A61C 17/005

* cited by examiner

Primary Examiner — Wan Laymon

(74) *Attorney, Agent, or Firm* — Michael R. Philips

(57) **CLAIM**

The ornamental design for an integral cordless dental drive apparatus, as shown and described.

DESCRIPTION

FIG. 1 is a perspective view of an integral cordless dental drive apparatus according to the invention, a prophylaxis angle device mounted thereto being shown in dashed lines as not being a part of the invention.

FIG. 2 is a front elevation view thereof.

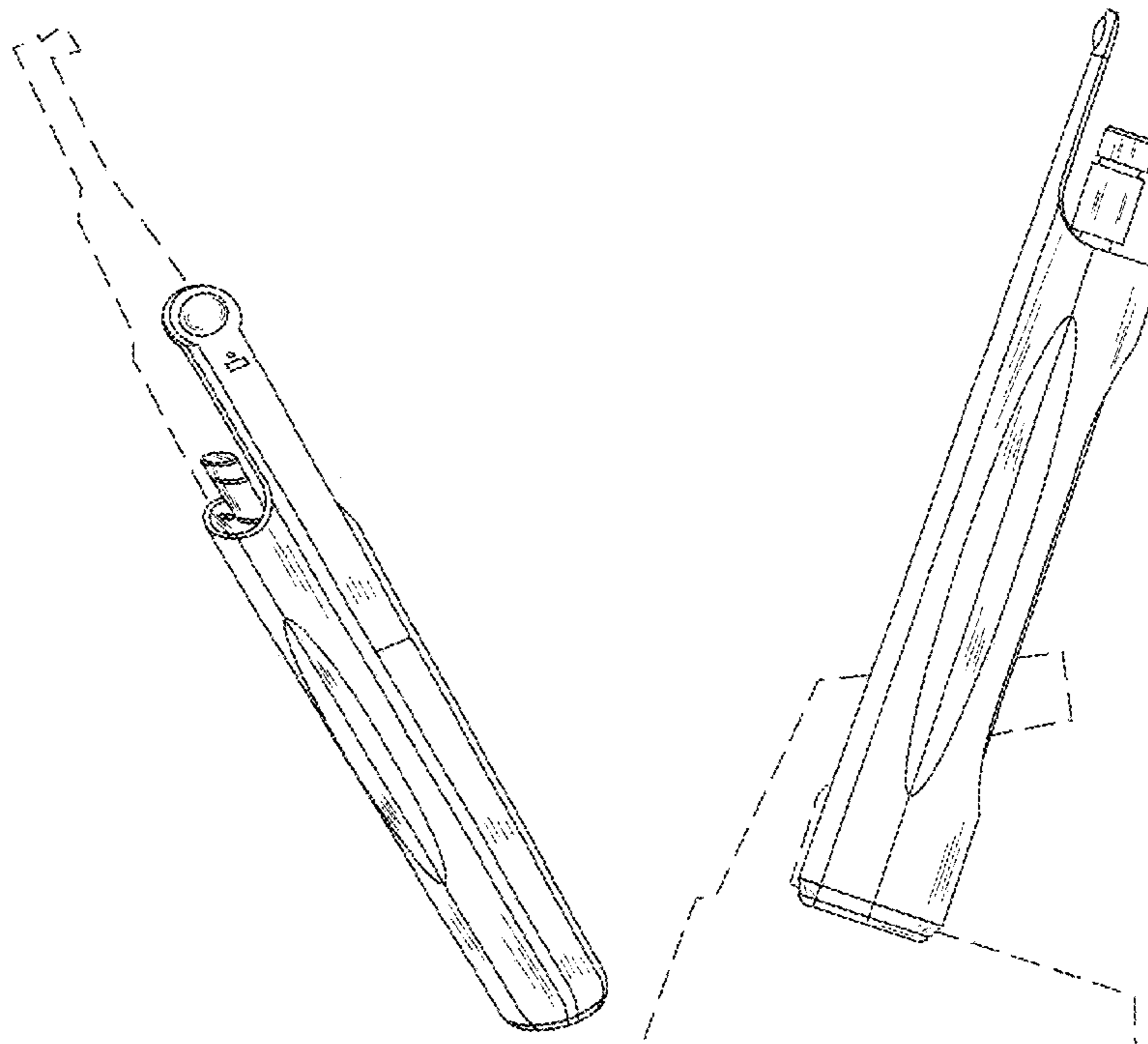
FIG. 3 is a rear elevation view thereof.

FIG. 4 is a right side elevation view thereof, the left side being a mirror image.

FIG. 5 is a bottom plan view thereof; and,

FIG. 6 is a left side elevation view thereof positioned in a battery charging base, the charging base being shown in dashed lines as not being a part of the invention.

1 Claim, 4 Drawing Sheets



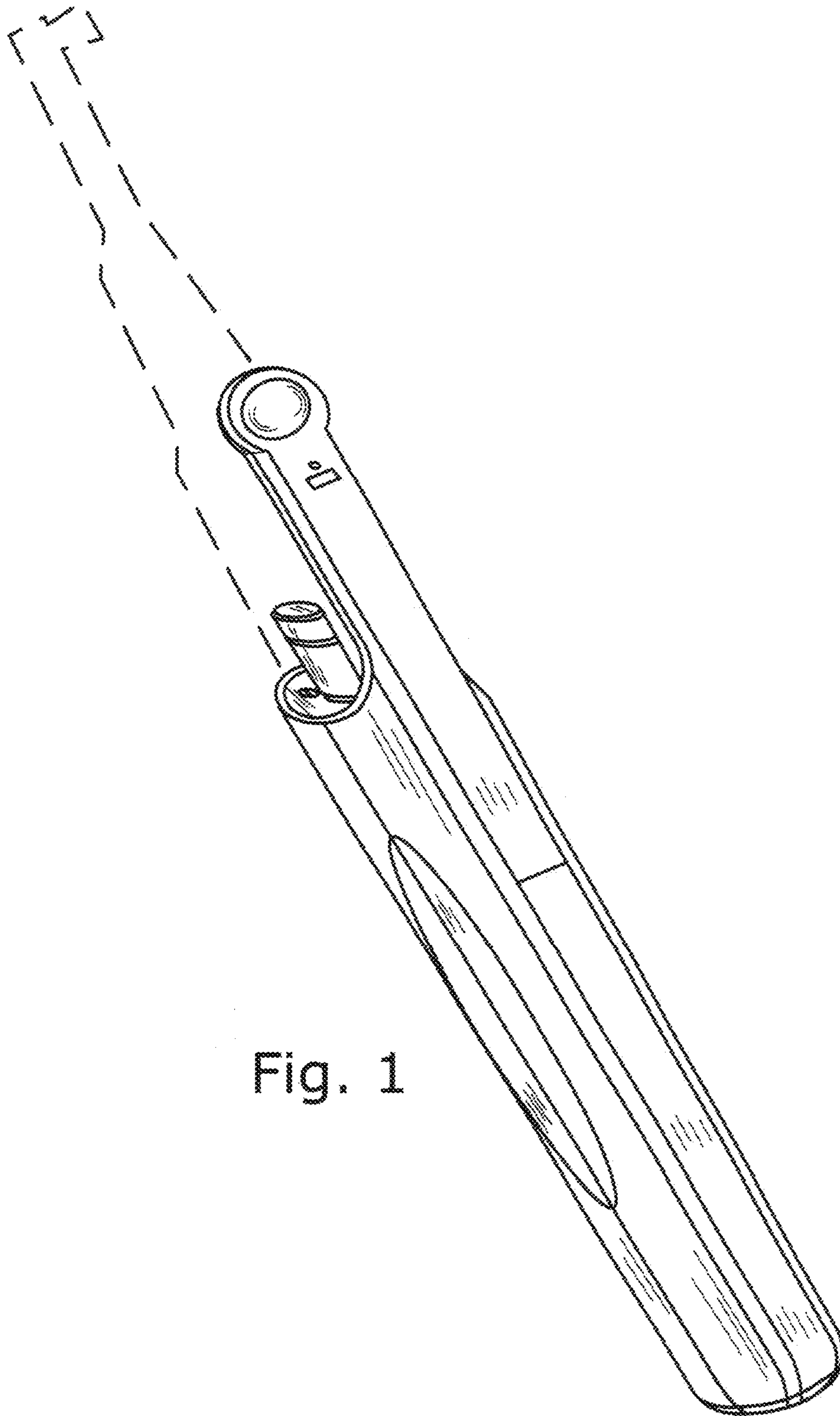


Fig. 1

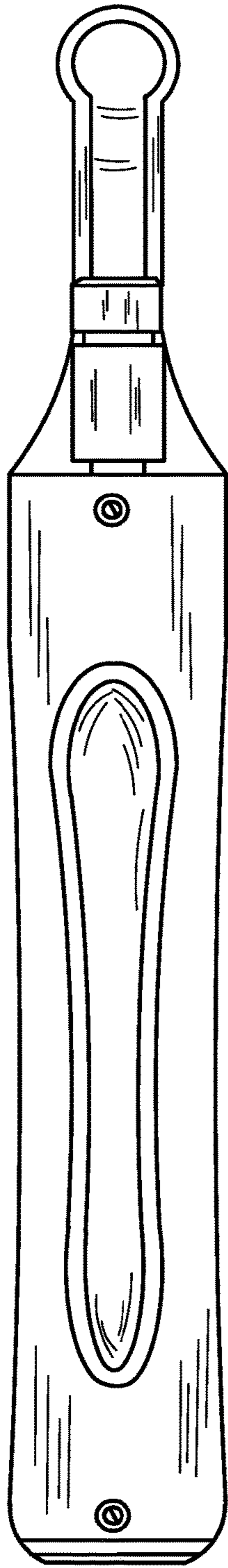


Fig. 2

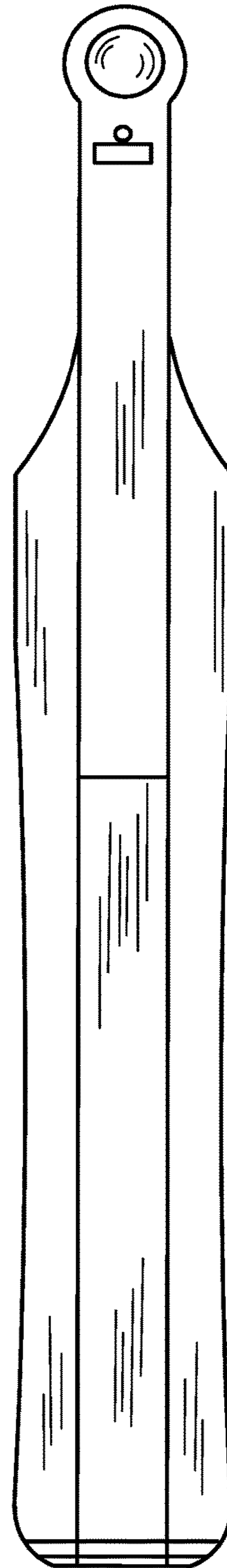


Fig. 3

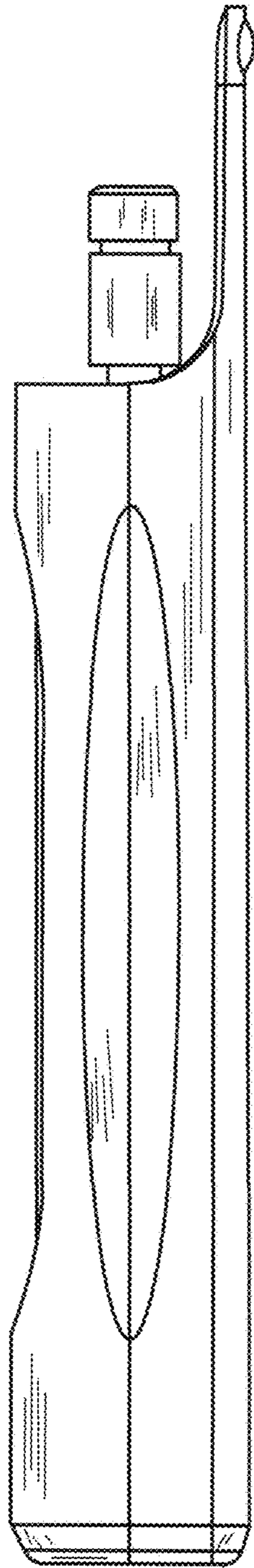


Fig. 4

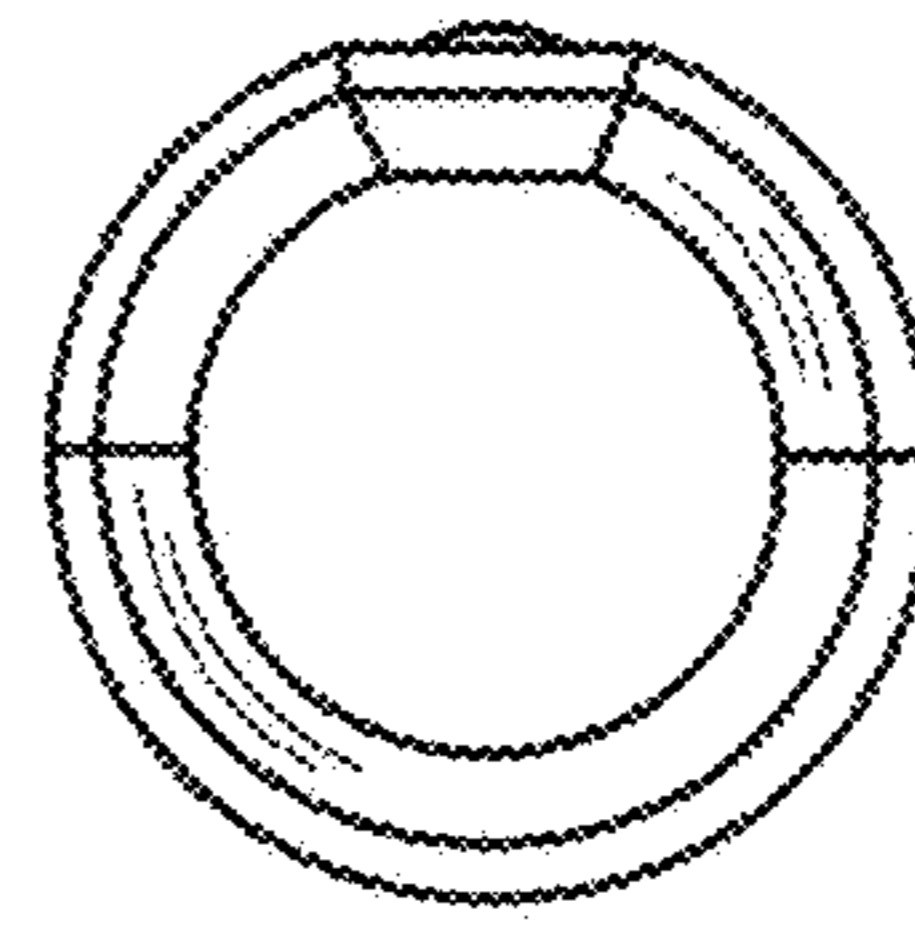


Fig. 5

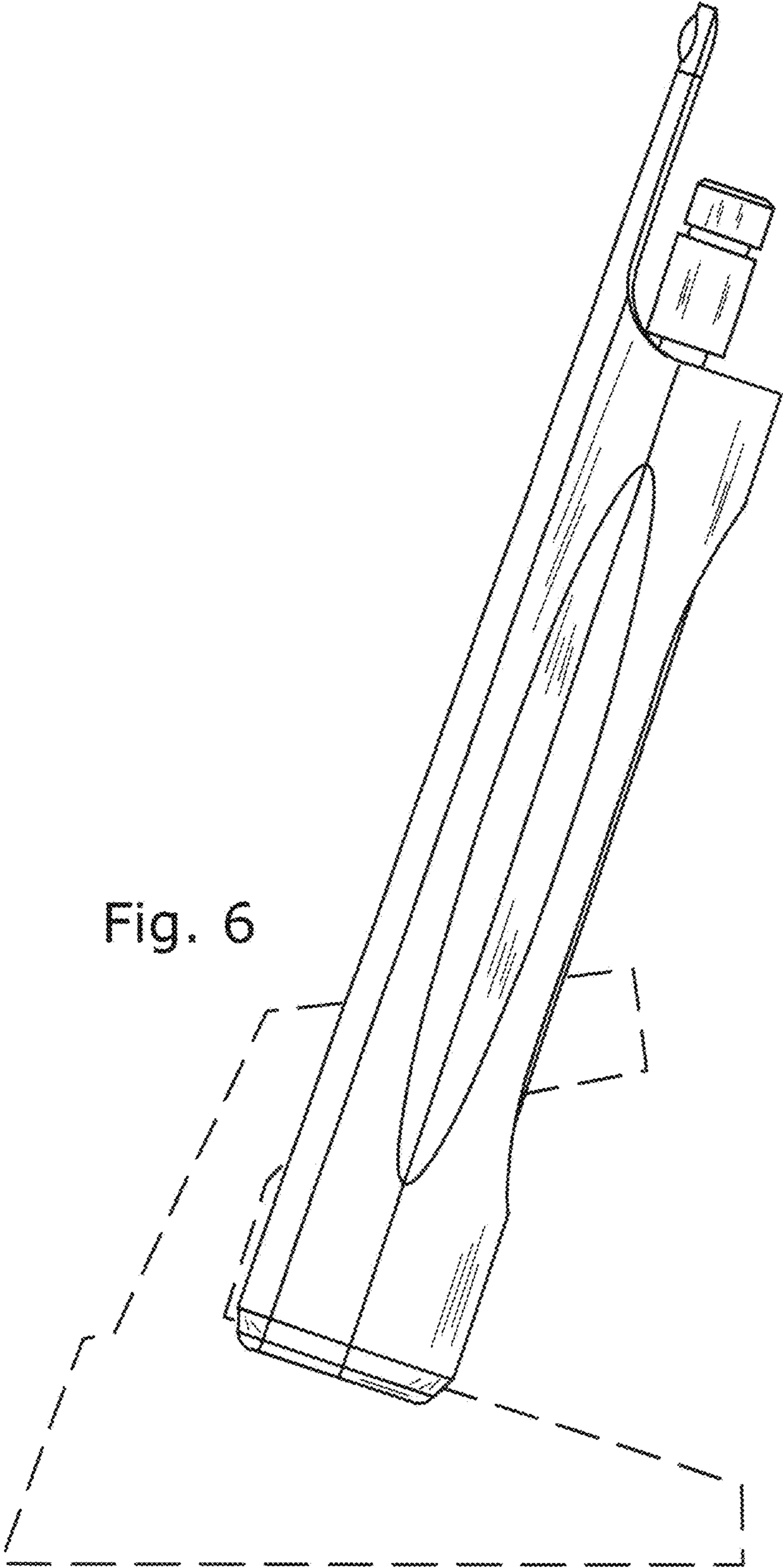


Fig. 6