

US00D810930S

(12) **United States Design Patent** (10) **Patent No.:** **US D810,930 S**
Coslett et al. (45) **Date of Patent:** **** *Feb. 20, 2018**

(54) **TOPSHEET OF AN ABSORBENT ARTICLE**

D594,975 S 6/2009 Desautels
D611,255 S 3/2010 Ko et al.
7,670,971 B2* 3/2010 Brennan A47L 13/17
428/156
D614,408 S 4/2010 Koenig
D615,378 S 5/2010 Koenig
D625,110 S 10/2010 Koenig
D629,211 S 12/2010 Koenig
D642,809 S 8/2011 Horn et al.
D650,993 S 12/2011 Wong et al.
D650,994 S 12/2011 Sheehan et al.
D651,410 S 1/2012 Nugent
D652,633 S 1/2012 Koenig
D652,634 S 1/2012 Leimbach et al.

(71) Applicant: **FIRST QUALITY NONWOVENS, INC.**, Great Neck, NY (US)

(72) Inventors: **William Andrew Coslett**, Piedmont, SC (US); **Susan O’Connell**, Chesterbrook, PA (US)

(73) Assignee: **FIRST QUALITY NONWOVENS, INC.**, Great Neck, NY (US)

(*) Notice: This patent is subject to a terminal disclaimer.

(**) Term: **15 Years**

(21) Appl. No.: **29/561,120**

(22) Filed: **Apr. 13, 2016**

(51) **LOC (11) Cl.** **24-04**

(52) **U.S. Cl.**
USPC **D24/124**

(58) **Field of Classification Search**
USPC D24/124–126; 604/347, 348, 358–361, 604/378, 380, 385.01, 385.22, 385.24, 604/385.25; D5/1, 2, 3, 37, 39, 53, 54, D5/57, 58, 59, 62, 99
CPC A61F 13/704; A61F 13/5616; A61F 13/4758; A61F 13/472
See application file for complete search history.

(56) **References Cited**

U.S. PATENT DOCUMENTS

D378,875 S 4/1997 Miller
D412,980 S * 8/1999 Trombetta D24/124
D421,528 S 3/2000 Shakora
D424,195 S 5/2000 Talon
D438,711 S 3/2001 Graff
D448,478 S 9/2001 Deoliveira
D460,818 S 7/2002 Levy
D496,100 S 9/2004 Ecker

(Continued)

OTHER PUBLICATIONS

U.S. Appl. No. 29/561,118, filed Apr. 13, 2016.
U.S. Appl. No. 29/561,121, filed Apr. 13, 2016.

Primary Examiner — Garth Rademaker
Assistant Examiner — Samantha Q. Lawrence
(74) *Attorney, Agent, or Firm* — Amster, Rothstein & Ebenstein LLP

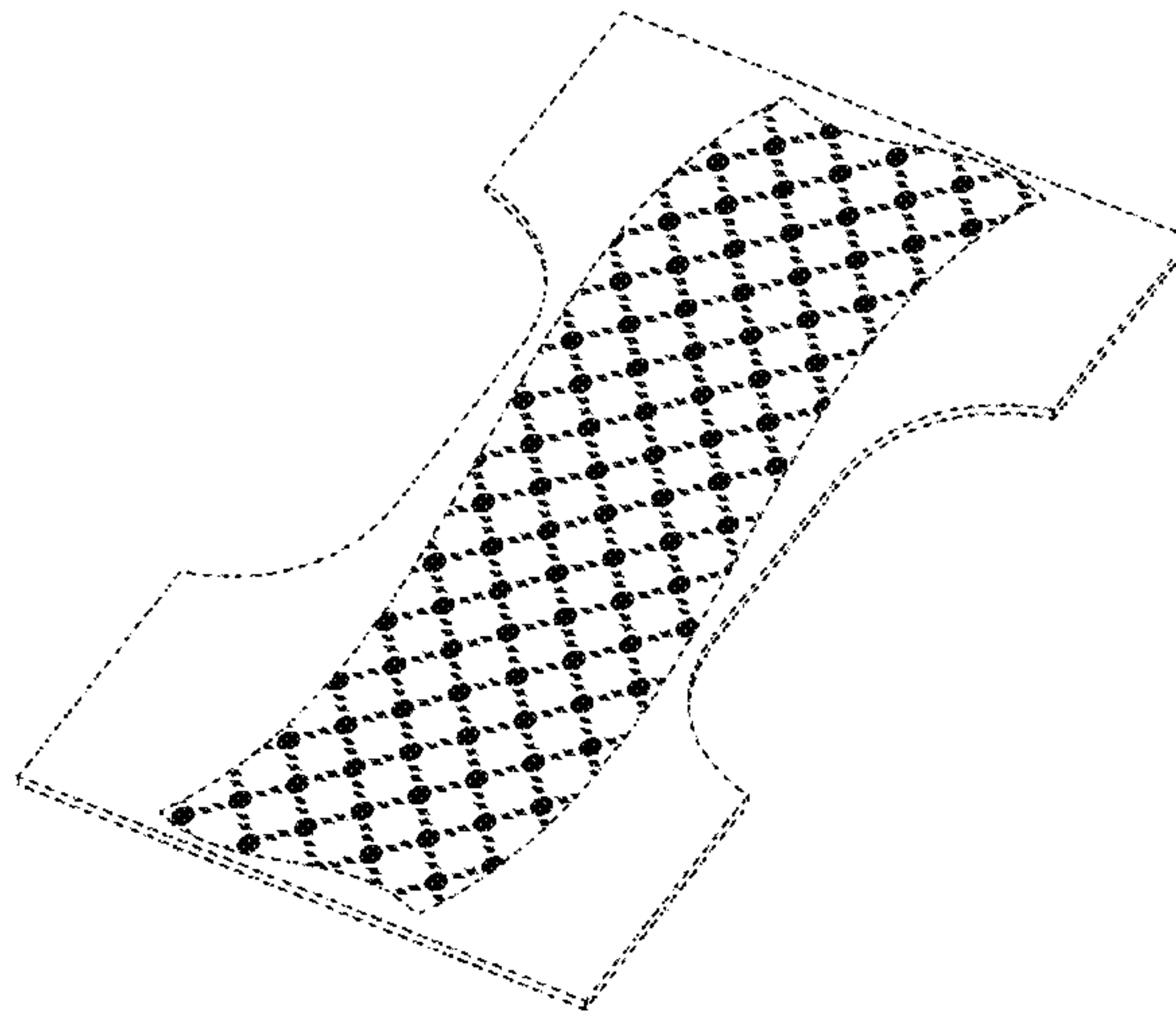
(57) **CLAIM**

The ornamental design for a topsheet of an absorbent article, as shown and described.

DESCRIPTION

FIG. 1 is a perspective view of a topsheet of an absorbent article;
FIG. 2 is a top view thereof;
FIG. 3 is a bottom view thereof;
FIG. 4 is a left side view thereof;
FIG. 5 is a right side view thereof;
FIG. 6 is a front view thereof; and,
FIG. 7 is a back view thereof.
The broken lines shown in FIGS. 1-7 illustrate portions of the topsheet of an absorbent article that form no part of the claimed design.

1 Claim, 5 Drawing Sheets



(56)

References Cited

U.S. PATENT DOCUMENTS

D656,321 S	3/2012	Thompson et al.	
D656,322 S	3/2012	Thompson et al.	
D656,740 S	4/2012	Nugent	
D693,131 S	11/2013	Wang et al.	
D707,452 S	6/2014	Seiser	
D731,644 S *	6/2015	Robles	D24/125
D736,912 S	8/2015	Hoffmann	
D774,642 S *	12/2016	Stahl	D24/124
D778,436 S *	2/2017	Coslett	D24/124
D780,911 S *	3/2017	Fites	D24/126
D792,967 S *	7/2017	Moritani	D24/126

* cited by examiner

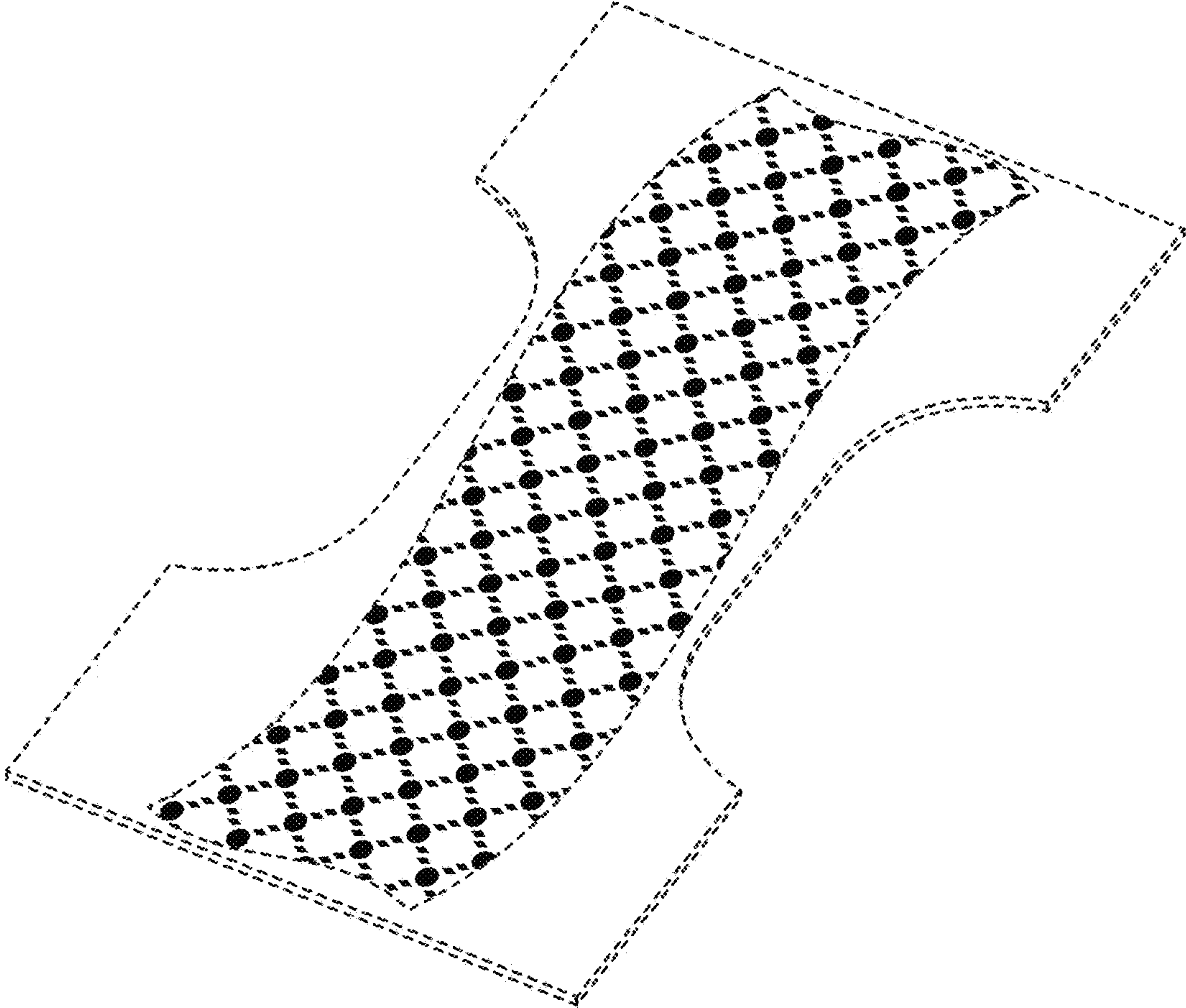


FIG. 1




FIG. 2

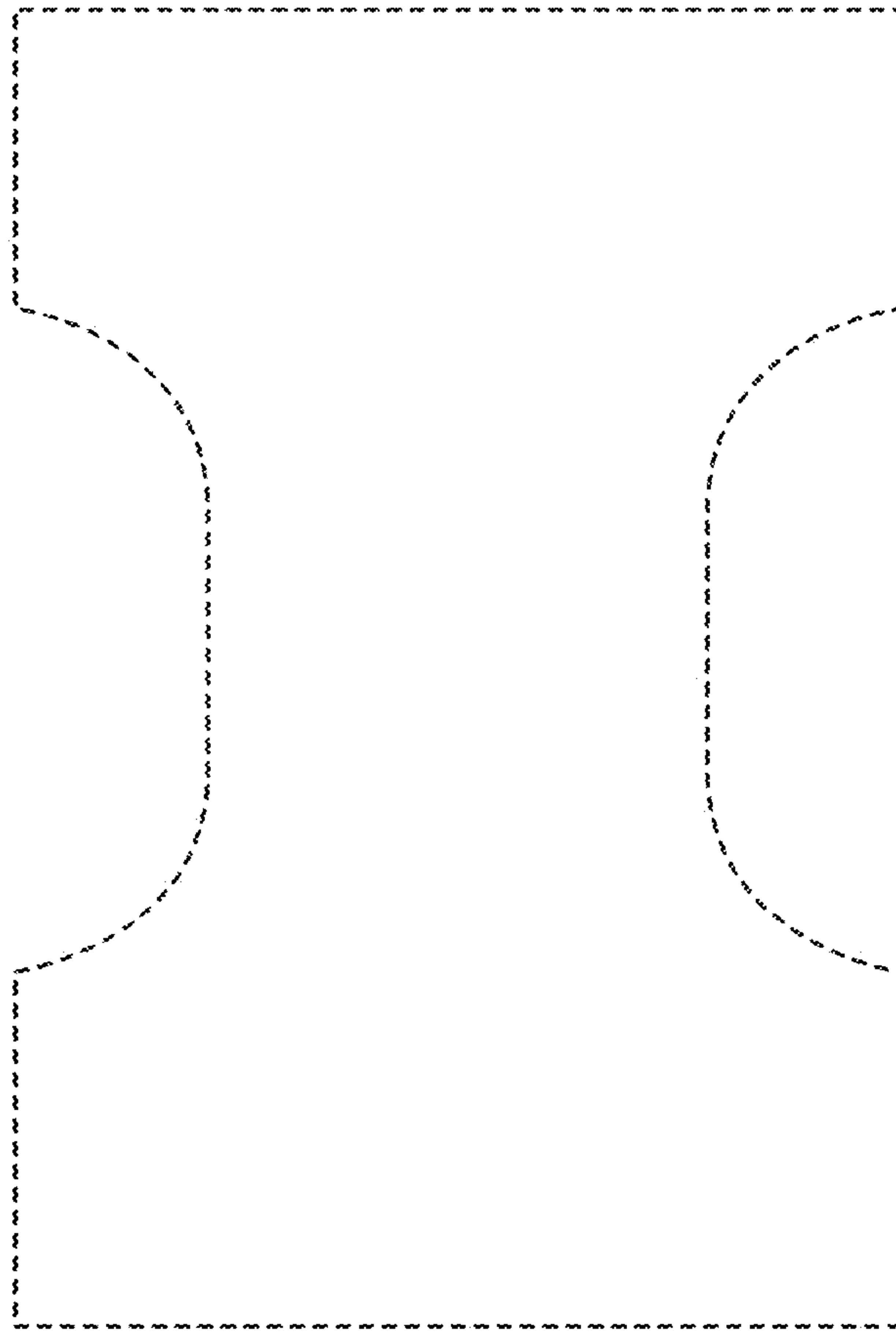


FIG. 3

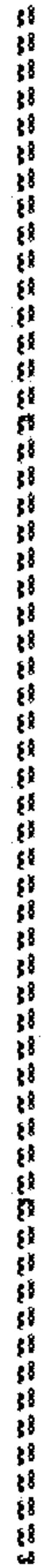


FIG. 4



FIG. 5

FIG. 6

FIG. 7