



US00D810886S

(12) **United States Design Patent**
Schoenherr et al.

(10) **Patent No.:** **US D810,886 S**
(45) **Date of Patent:** **** Feb. 20, 2018**

(54) **FAUCET HANDLE**

D588,235 S * 3/2009 Rexach D23/253
D713,015 S * 9/2014 Schoenherr D23/253
D731,029 S 6/2015 Fritz

(71) Applicant: **HANSGROHE SE**, Schiltach (DE)

(72) Inventors: **Tom Schoenherr**, Stuttgart (DE);
Yunwei Zhu, Stuttgart (DE); **Andreas Diefenbach**, Ludwigsburg-Oßweil (DE)

FOREIGN PATENT DOCUMENTS

EM 000763834-0007 7/2007
EM 001387997-0003 10/2013

(73) Assignee: **Hansgrohe SE**, Schittach (DE)

* cited by examiner

(**) Term: **15 Years**

Primary Examiner — Robert A Delehanty

(21) Appl. No.: **29/575,779**

(74) *Attorney, Agent, or Firm* — Lora J. Graentzdoerffer

(22) Filed: **Aug. 29, 2016**

(30) **Foreign Application Priority Data**

Feb. 29, 2016 (EM) 003007152-0005

(51) **LOC (11) Cl.** **23-01**

(52) **U.S. Cl.**
USPC **D23/253**

(58) **Field of Classification Search**
USPC D23/238, 241–243, 249–250, 252, 254,
D23/245; D8/307–308
CPC Y10T 137/9464
See application file for complete search history.

(57) **CLAIM**

The ornamental design for a faucet handle, as shown and described.

(56) **References Cited**

U.S. PATENT DOCUMENTS

D579,082 S * 10/2008 Yuan D23/250

DESCRIPTION

FIG. 1 is a perspective view of a faucet handle showing our design;
FIG. 2 is a side elevation view;
FIG. 3 is a top plan view; and,
FIG. 4 is a bottom plan view.
The broken-line disclosure in the view represents a portion of the faucet handle in which the claimed design is embodied, but which forms no part of the claimed design.

1 Claim, 4 Drawing Sheets

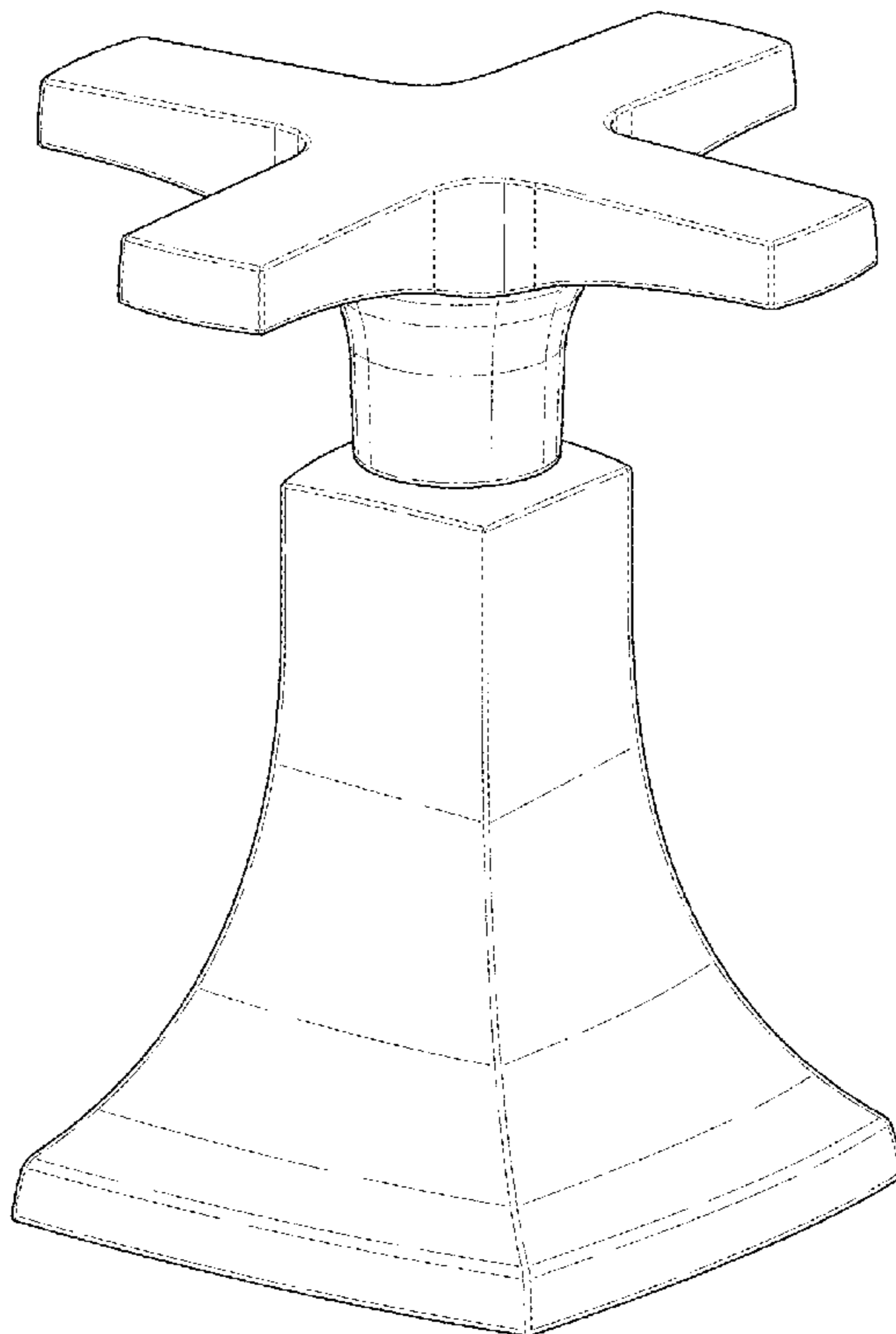


FIG. 1

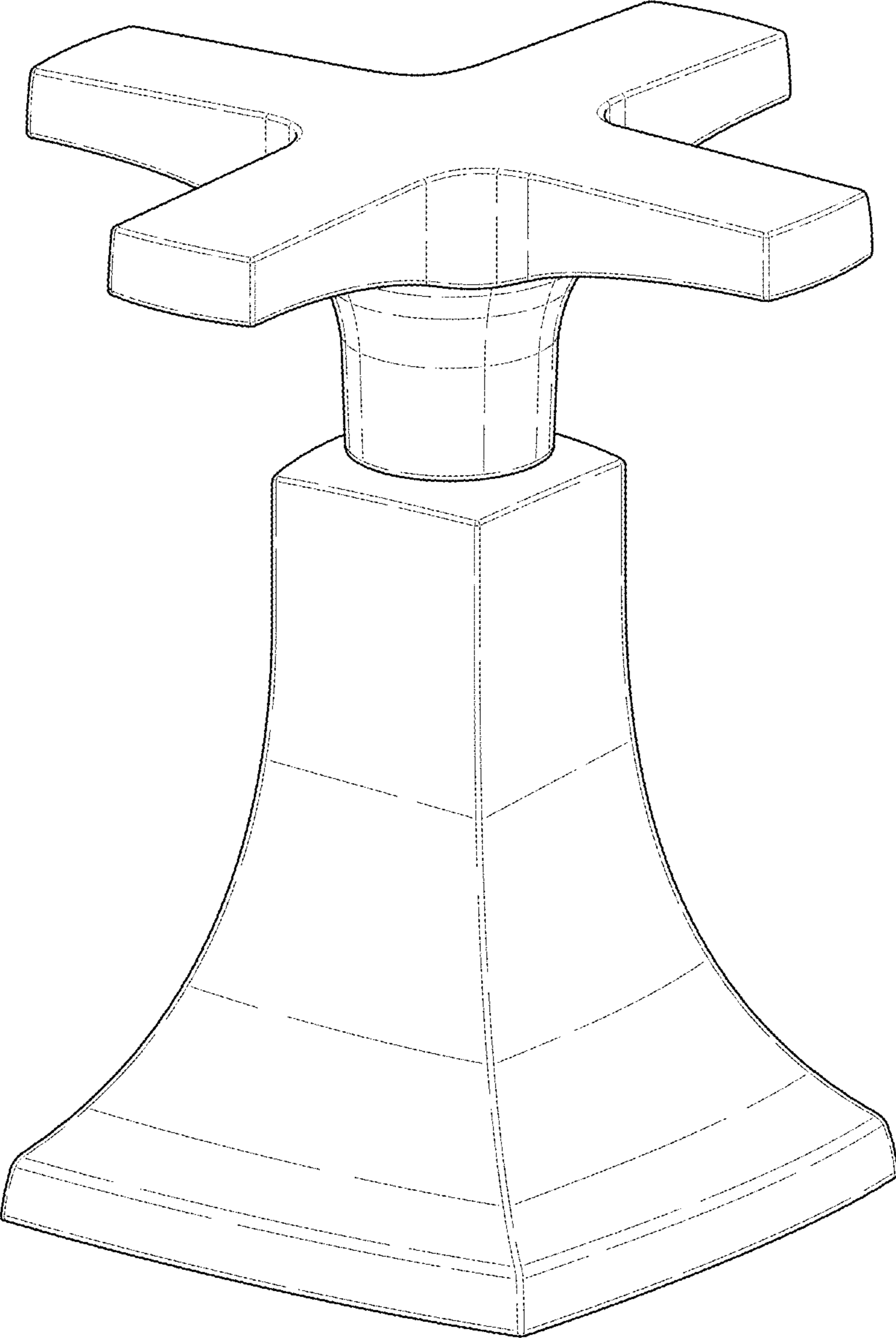


FIG. 2

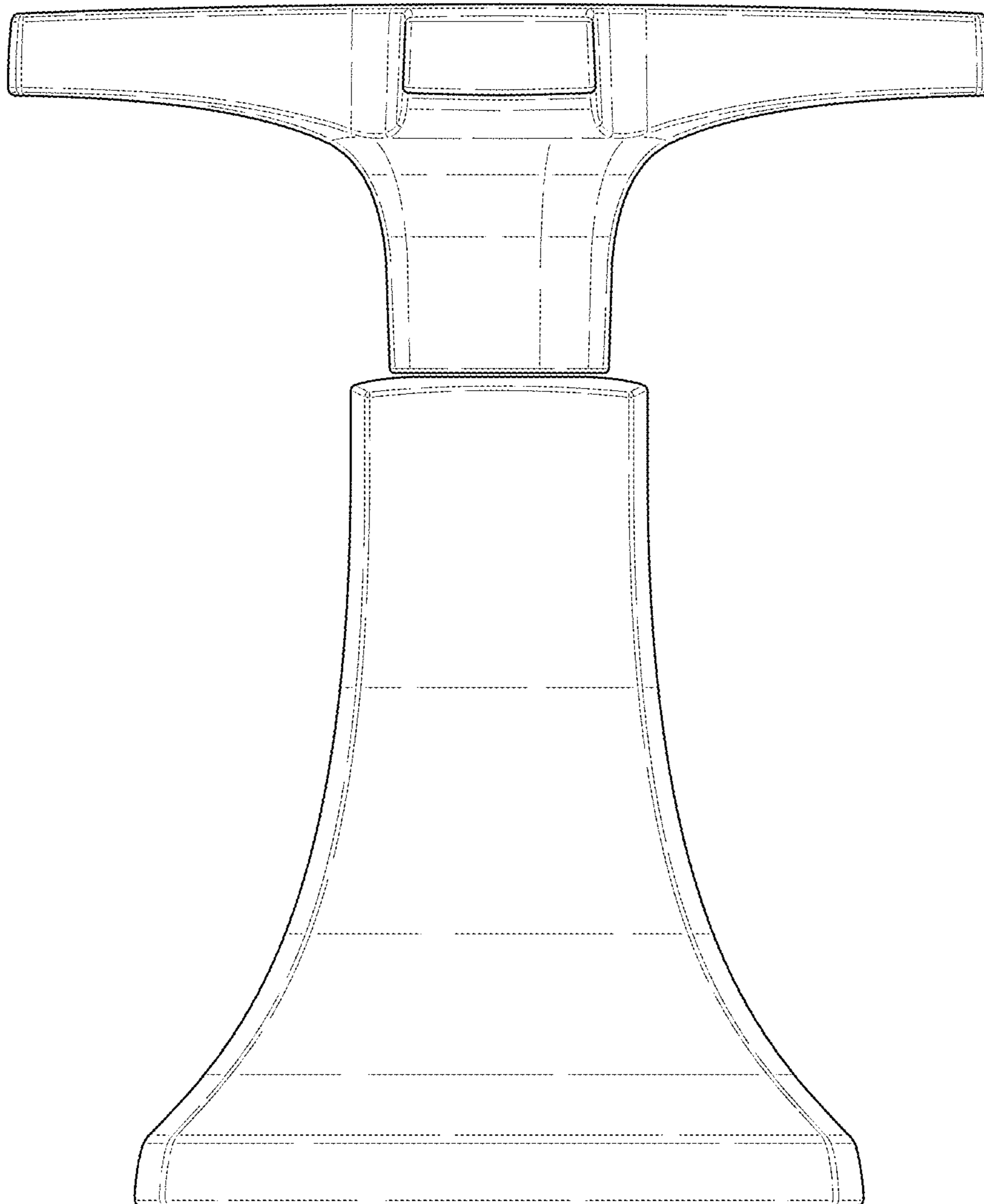


FIG. 3

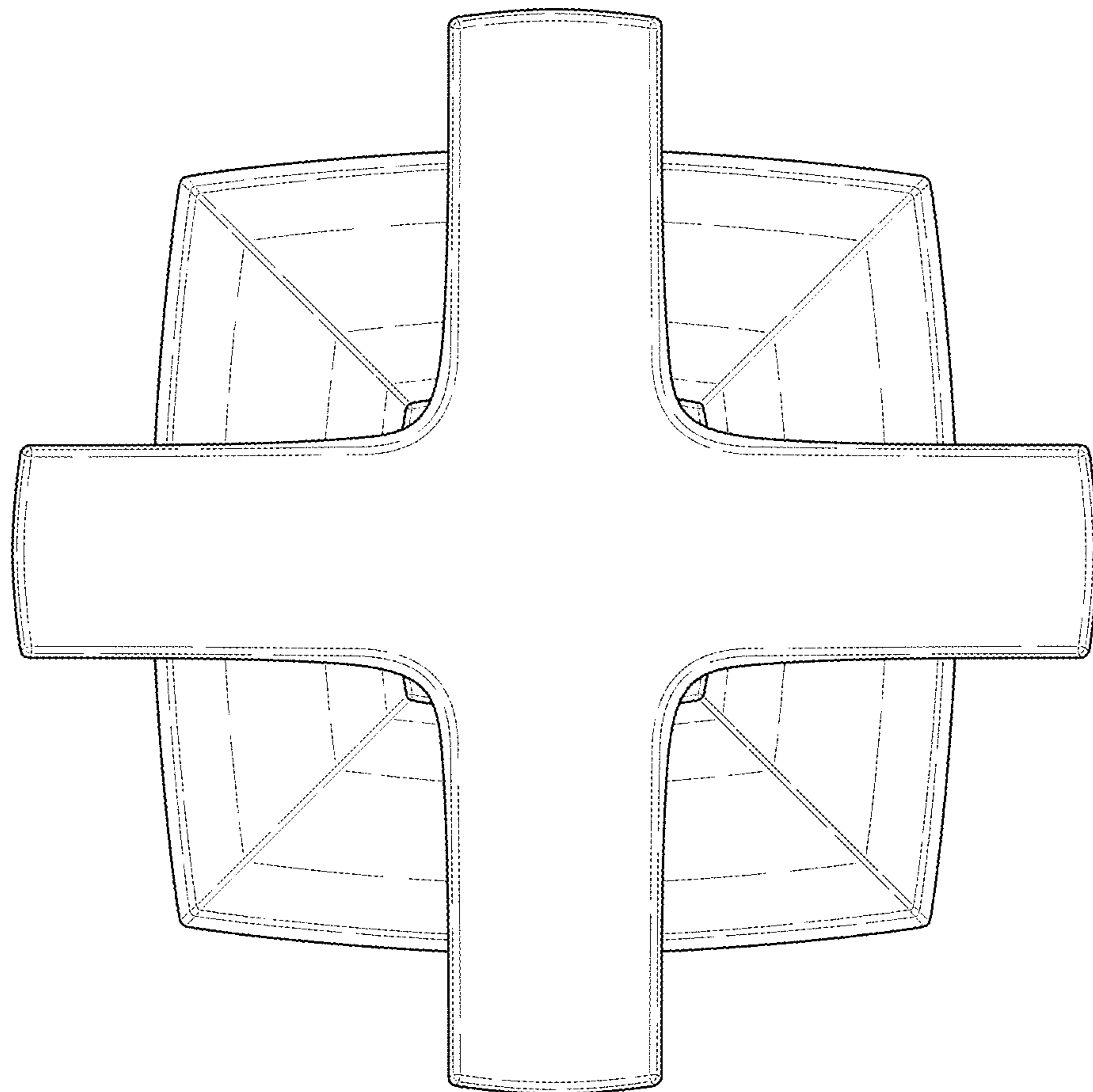


FIG. 4

