



US00D810863S

(12) **United States Design Patent** (10) **Patent No.:** **US D810,863 S**
Hegdahl et al. (45) **Date of Patent:** **** Feb. 20, 2018**

(54) **SPRAY GUN LIQUID CONTAINMENT DEVICE**

(71) Applicant: **3M Innovative Properties Company**,
St. Paul, MN (US)

(72) Inventors: **Anna M. Hegdahl**, Brooklyn Park, MN (US); **Alexander T. Ebertowski**, Burnsville, MN (US); **Scott D. Gullicks**, Woodbury, MN (US); **Stephen C. P. Joseph**, Woodbury, MN (US); **Dominic M. Pitera**, San Francisco, CA (US)

(73) Assignee: **3M INNOVATIVE PROPERTIES COMPANY**, Saint Paul, MN (US)

(**) Term: **15 Years**

(21) Appl. No.: **29/587,187**

(22) Filed: **Dec. 12, 2016**

(51) **LOC (11) Cl.** **23-01**

(52) **U.S. Cl.**
USPC **D23/225**

(58) **Field of Classification Search**
USPC D23/213, 225; 222/567-570; 239/302, 239/310

CPC B05B 7/241; B05B 7/2408; B05B 7/2478; B65D 47/06

See application file for complete search history.

(56) **References Cited**

U.S. PATENT DOCUMENTS

- 2,004,574 A * 6/1935 Gee, Jr. B05B 7/2408 220/314
- 3,271,059 A 9/1966 Pearson
- 5,150,804 A 9/1992 Blanchet et al.
- 5,240,133 A 8/1993 Thomas, Jr.
- 6,053,429 A * 4/2000 Chang B05B 7/2413 215/325
- D474,528 S * 5/2003 Huang D23/225

- 6,595,441 B2 * 7/2003 Petrie B05B 7/2408 239/318
- 6,662,411 B2 12/2003 Rubenstein et al.
- 6,953,155 B2 * 10/2005 Joseph B05B 7/241 222/105
- 7,036,752 B1 * 5/2006 Hsiang B05B 7/2408 239/290
- 7,083,119 B2 * 8/2006 Bouic B05B 7/2408 239/345

(Continued)

FOREIGN PATENT DOCUMENTS

- CA 2466801 12/2004
- DE 8902223 5/1989

(Continued)

OTHER PUBLICATIONS

Photograph of Otto House Product; dated 2013.

Primary Examiner — Robin V Webster

(74) *Attorney, Agent, or Firm* — Aleksander Medved

(57) **CLAIM**

The ornamental design for a spray gun liquid containment device, as shown and described.

DESCRIPTION

FIG. 1 is a perspective view of a new design for a spray gun liquid containment device that has one or more engagement member(s) on the lid.

FIG. 2 is a front view thereof;

FIG. 3 is a rear view thereof;

FIG. 4 is a left side view thereof;

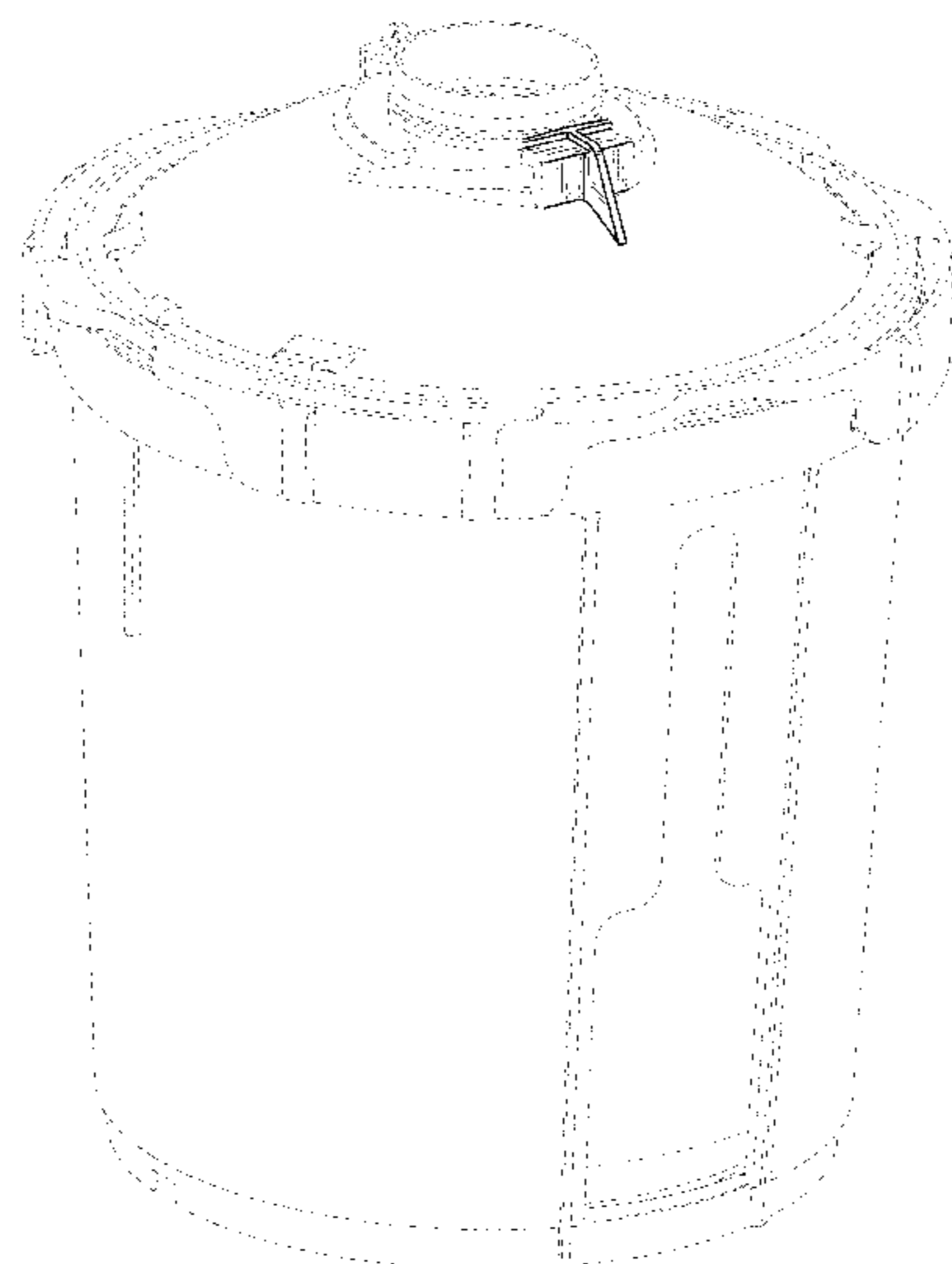
FIG. 5 is a right side view thereof;

FIG. 6 is a top view thereof; and,

FIG. 7 is a bottom view thereof.

The broken line showing of portions of the spray gun liquid containment device is included for the purpose of illustrating and forms no part of the claimed design.

1 Claim, 7 Drawing Sheets



(56)

References Cited

U.S. PATENT DOCUMENTS

D574,926 S * 8/2008 Huang D23/225
 7,410,106 B2 * 8/2008 Escoto, Jr. B05B 7/2481
 239/320
 7,416,140 B2 * 8/2008 Camilleri B05B 7/2478
 222/105
 7,513,443 B2 * 4/2009 Escoto, Jr. B05B 7/241
 215/11.1
 7,694,896 B2 * 4/2010 Turnbull B05B 7/2478
 239/11
 7,789,324 B2 * 9/2010 Bouic B05B 7/2478
 239/290
 7,819,341 B2 * 10/2010 Schmon B05B 7/2478
 222/105
 8,016,209 B2 * 9/2011 Hess A01M 1/2044
 239/102.1
 8,033,413 B2 * 10/2011 Gerson B05B 7/2408
 220/315
 8,066,205 B2 * 11/2011 Bass B05B 7/066
 239/337
 8,127,963 B2 * 3/2012 Gerson B05B 7/2408
 220/495.02
 8,196,770 B2 6/2012 Kosmyna et al.
 8,444,067 B2 * 5/2013 Schmon B05B 7/2478
 239/302
 D692,530 S * 10/2013 Gehrung D23/225
 D697,583 S * 1/2014 Schmon D23/225

8,925,836 B2 * 1/2015 Dettlaff B05B 7/2478
 215/357
 8,944,351 B2 2/2015 Pellegrino et al.
 8,998,018 B2 4/2015 Pellegrino et al.
 9,162,240 B2 10/2015 Gerson et al.
 9,227,208 B2 * 1/2016 Lin B05B 7/2408
 9,335,198 B2 5/2016 Pellegrino et al.
 9,586,220 B2 3/2017 Pellegrino et al.
 D792,556 S * 7/2017 Hegdahl D23/225
 9,815,076 B2 * 11/2017 Schulz B05B 7/2478
 2006/0175433 A1 8/2006 Escoto, Jr. et al.
 2006/0251473 A1 11/2006 Tyski
 2012/0000992 A1 1/2012 Shih
 2012/0273583 A1 11/2012 Gerson et al.
 2013/0186981 A1 7/2013 Bums
 2013/0221130 A1 8/2013 Joseph et al.
 2014/0178126 A1 6/2014 Bums

FOREIGN PATENT DOCUMENTS

DE 102009034715 1/2011
 EP 2982443 2/2016
 WO 98/32539 7/1998
 WO 03/045575 6/2003
 WO 2004/052552 6/2004
 WO 2005/018815 3/2005
 WO 2008/156357 12/2008
 WO 2009/090273 7/2009
 WO 2014/182722 11/2014

* cited by examiner

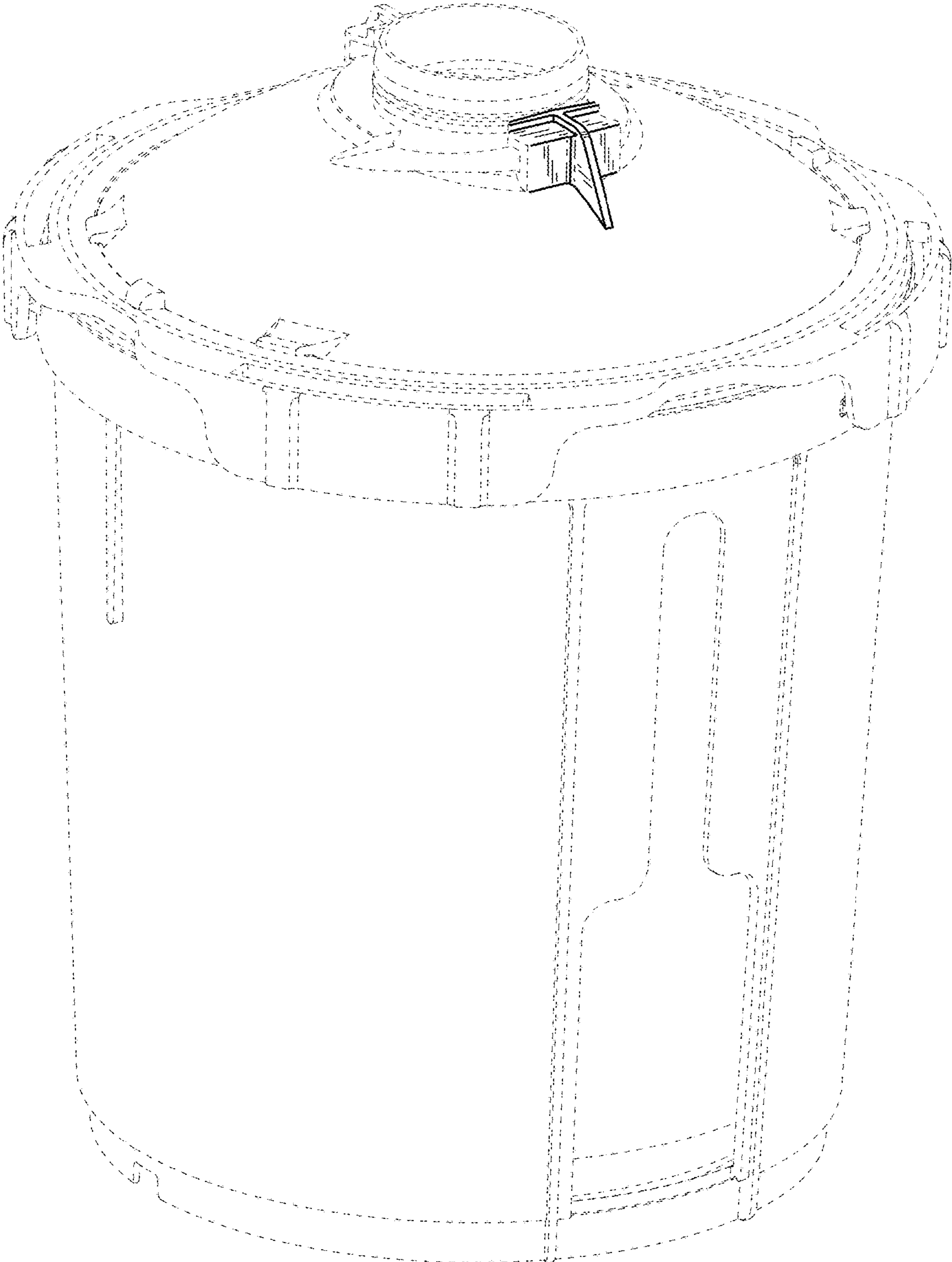


Fig. 1

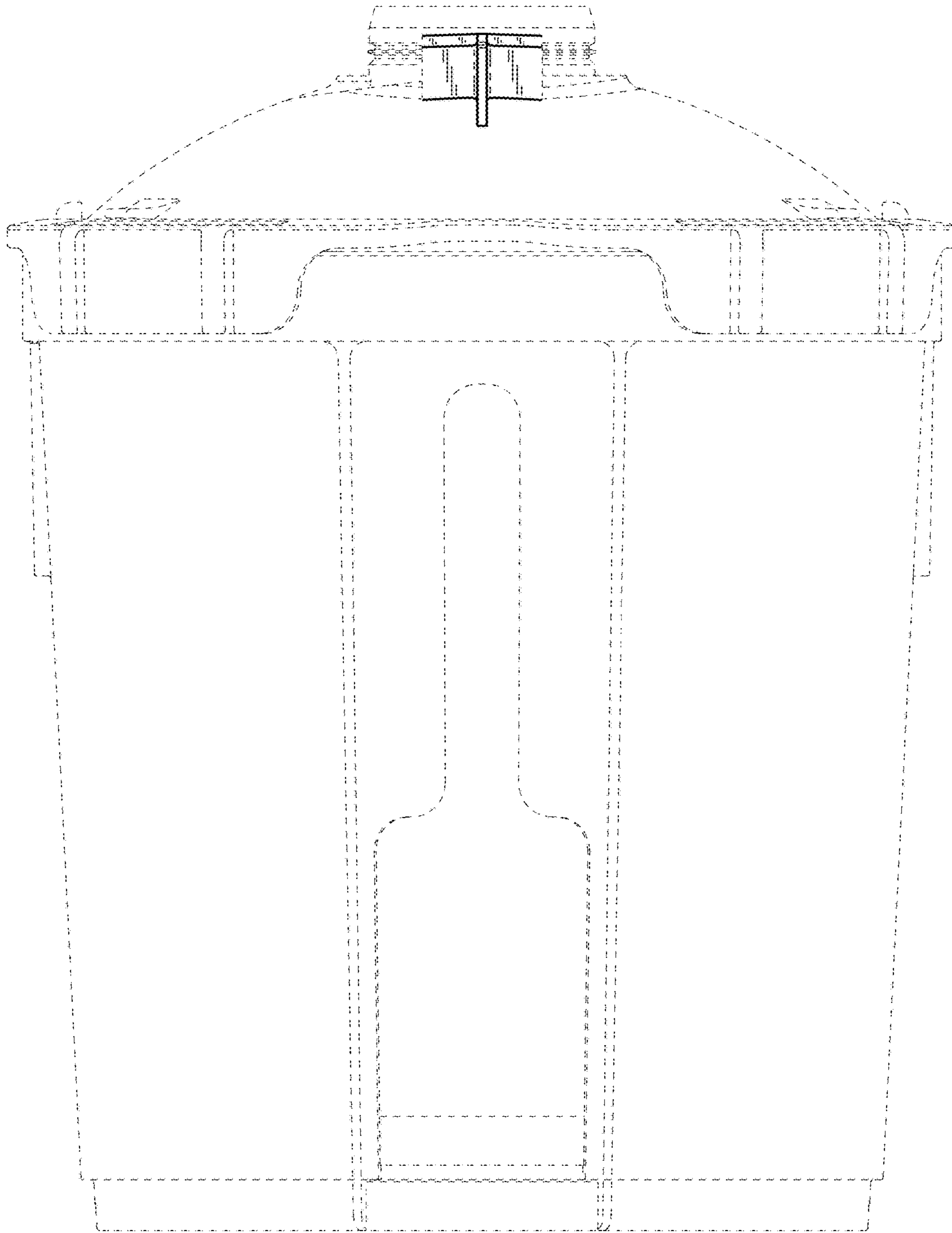


Fig. 2

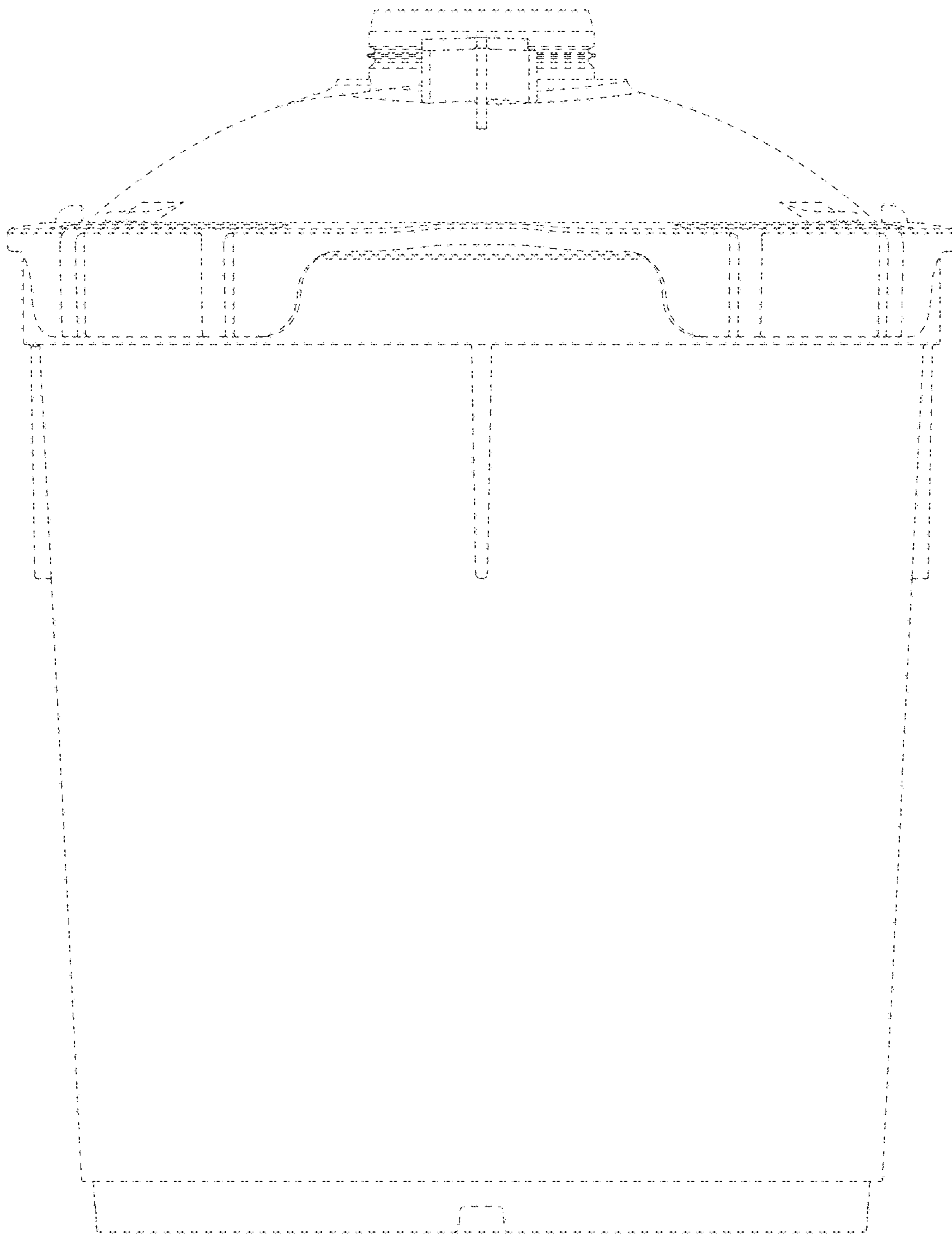


Fig. 3

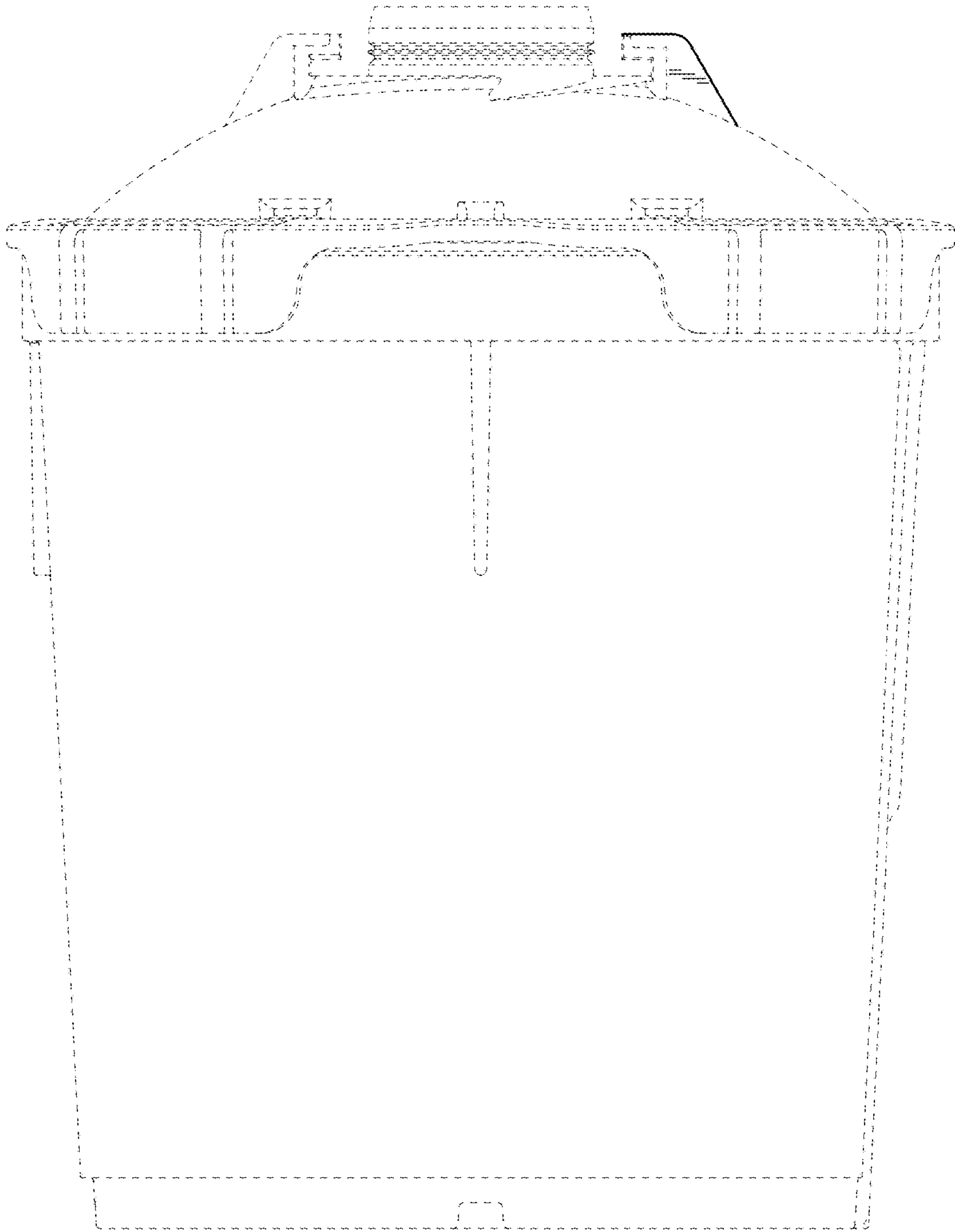


Fig. 4

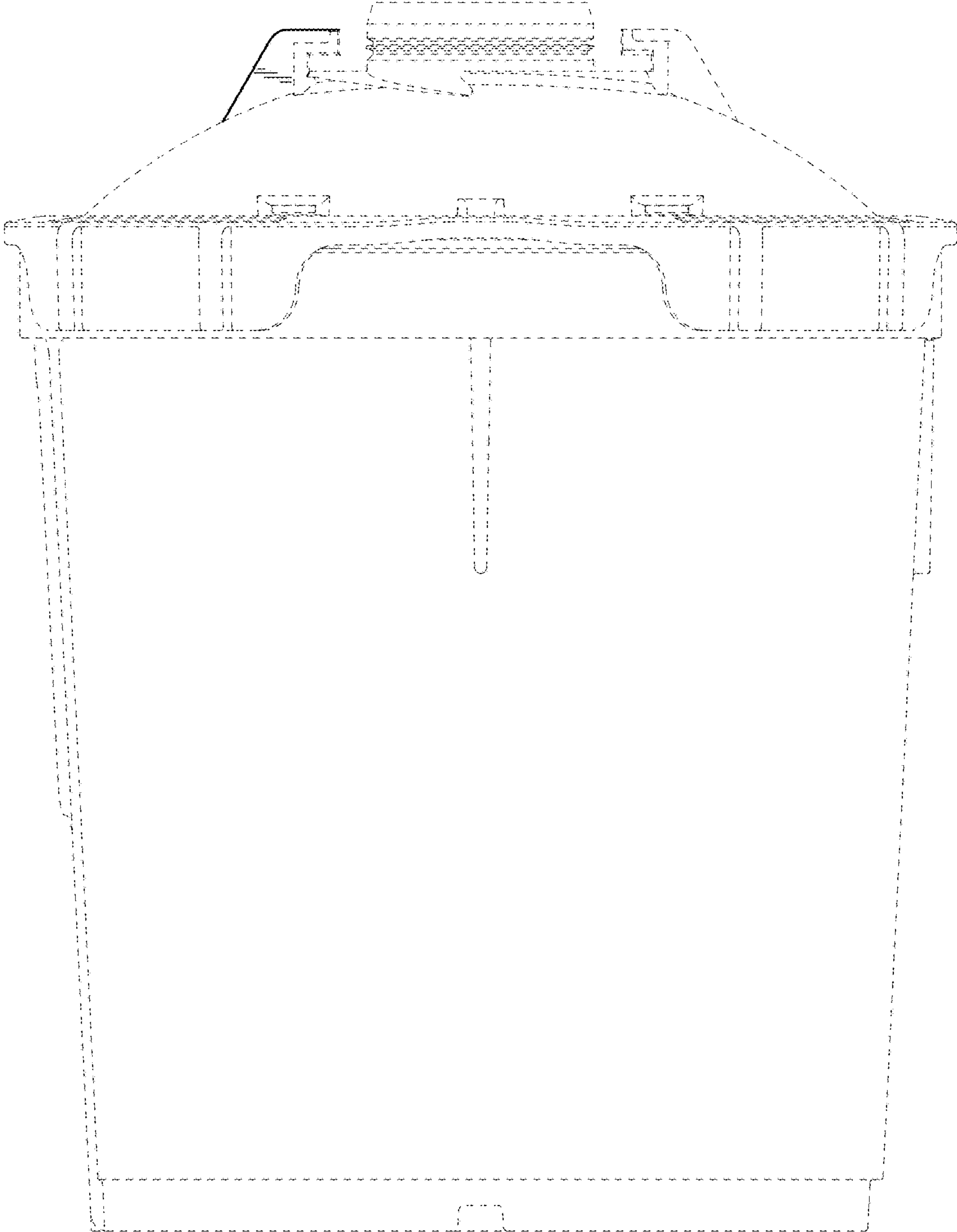


Fig. 5

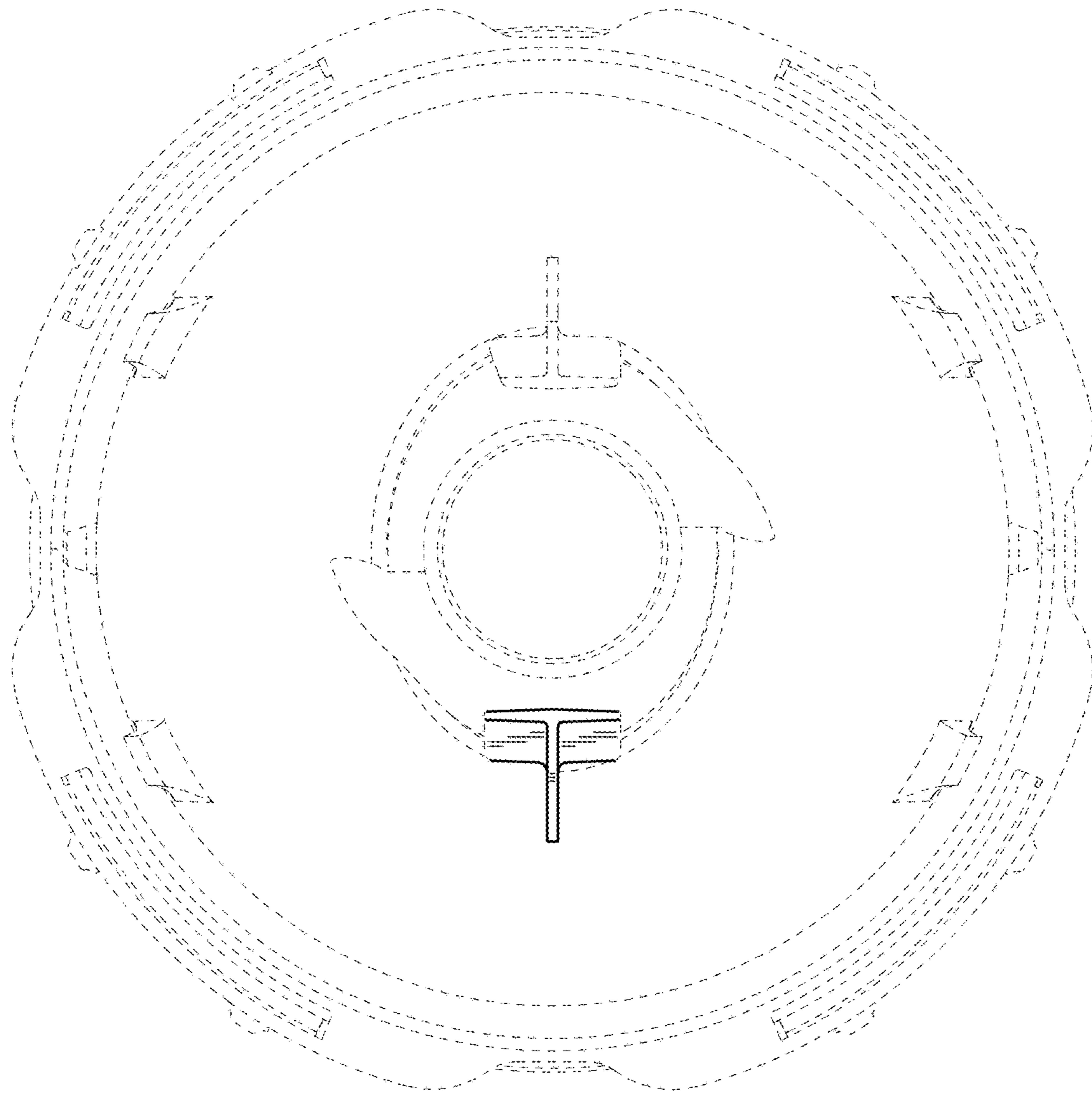


Fig. 6

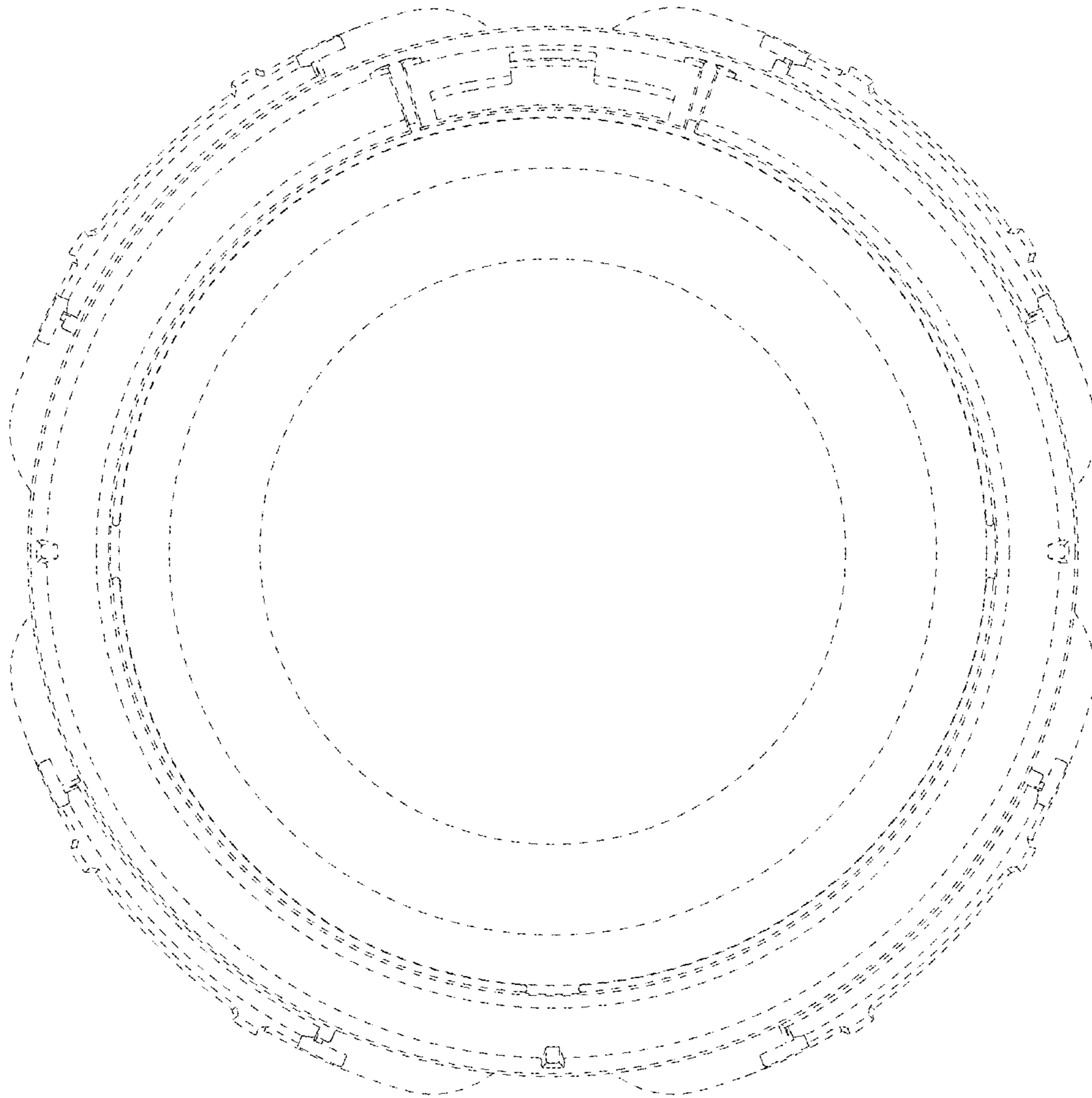


Fig. 7