



US00D810850S

(12) **United States Design Patent**
Becktor et al.

(10) **Patent No.:** **US D810,850 S**

(45) **Date of Patent:** **** Feb. 20, 2018**

(54) **GOLF CLUB HEAD**

(71) Applicant: **DUNLOP SPORTS CO. LTD.**, Kobe,
Hyogo (JP)

(72) Inventors: **Mika Becktor**, New York, NY (US);
Phillip C. Seagram, Long Beach, CA
(US); **Keith Dolezel**, West Covina, CA
(US); **Patrick Ripp**, Seal Beach, CA
(US); **Brent Newsome**, Huntington
Beach, CA (US)

(73) Assignee: **DUNLOP SPORTS CO. LTD.**, Kobe
(JP)

(**) Term: **15 Years**

(21) Appl. No.: **29/581,308**

(22) Filed: **Oct. 18, 2016**

(51) **LOC (11) Cl.** **21-02**

(52) **U.S. Cl.**
USPC **D21/747**

(58) **Field of Classification Search**
USPC D21/747-751, 759
CPC A63B 53/00; A63B 53/04; A63B 53/047;
A63B 53/0475; A63B 2053/0479; A63B
2053/0483; A63B 2053/0445

See application file for complete search history.

(56) **References Cited**

U.S. PATENT DOCUMENTS

D294,617 S * 3/1988 Perkins D21/749
4,754,977 A * 7/1988 Sahn A63B 53/04
473/337
5,158,296 A * 10/1992 Lee A63B 60/50
473/327
D336,672 S * 6/1993 Gorman D21/749
D399,276 S * 10/1998 Hettinger D21/747

D421,080 S * 2/2000 Chen D21/747
D426,276 S * 6/2000 Besnard D21/747
6,077,171 A * 6/2000 Yoneyama A63B 53/04
473/291
D431,854 S * 10/2000 Cameron D21/759
D437,374 S * 2/2001 Cameron D21/759
D449,866 S * 10/2001 Miller D21/747
D512,116 S * 11/2005 Mirafior D21/759
D534,595 S * 1/2007 Hasebe D21/747
D543,601 S * 5/2007 Kawami D21/759
D555,219 S * 11/2007 Lin D21/759
7,938,738 B2 * 5/2011 Roach A63B 53/047
473/329
D703,282 S * 4/2014 Breier D21/747
D704,288 S * 5/2014 Cardani D21/747
D722,352 S * 2/2015 Nicolette D21/747
D723,120 S * 2/2015 Nicolette D21/747
D726,265 S * 4/2015 Nicolette D21/747
D748,749 S * 2/2016 Nicolette D21/759
D760,333 S * 6/2016 Harrington D21/747
D762,792 S * 8/2016 Oliveira D21/747
D767,057 S * 9/2016 Mickelson D21/747

(Continued)

Primary Examiner — Mitchell I. Siegel

(74) *Attorney, Agent, or Firm* — Oliff PLC

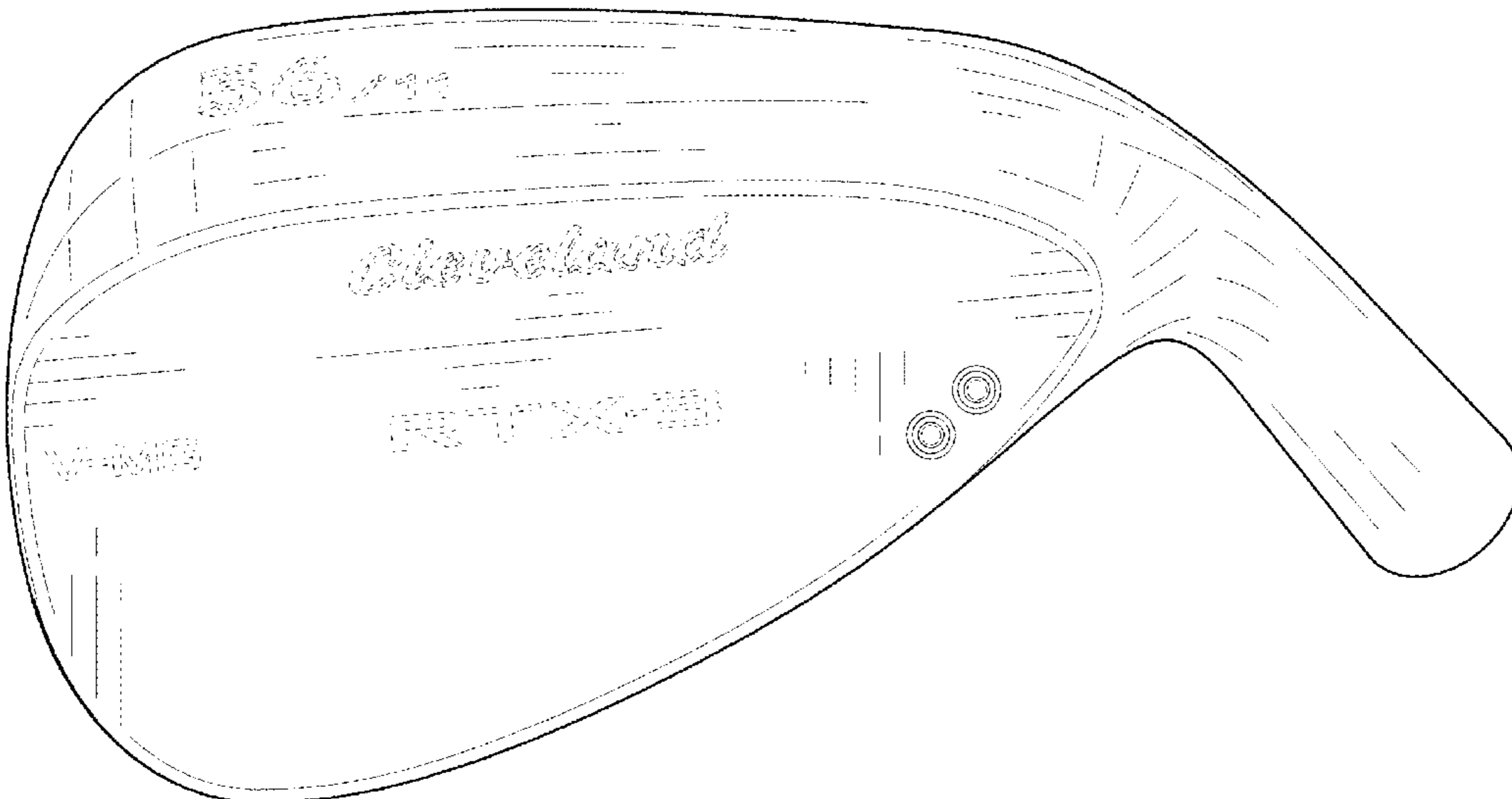
(57) **CLAIM**

The ornamental design for a golf club head, as shown and described.

DESCRIPTION

FIG. 1 is a front, top perspective view of the golf club head; FIG. 2 is a bottom, rear perspective view thereof; FIG. 3 is a top plan view thereof; FIG. 4 is a bottom plan view thereof; FIG. 5 is a toe-side elevational view thereof; FIG. 6 is a heel-side elevational view thereof; and, FIG. 7 is a bottom, rear, heel-side perspective view thereof. The broken lines depict unclaimed portions of the golf club head, and thus form no part of the claimed design.

1 Claim, 6 Drawing Sheets



(56)

References Cited

U.S. PATENT DOCUMENTS

D773,574 S * 12/2016 Oliveiro D21/747
D773,575 S * 12/2016 Nicolette D21/747
D795,979 S * 8/2017 Parsons D21/759
9,764,208 B1 * 9/2017 Parsons A63B 53/0475

* cited by examiner

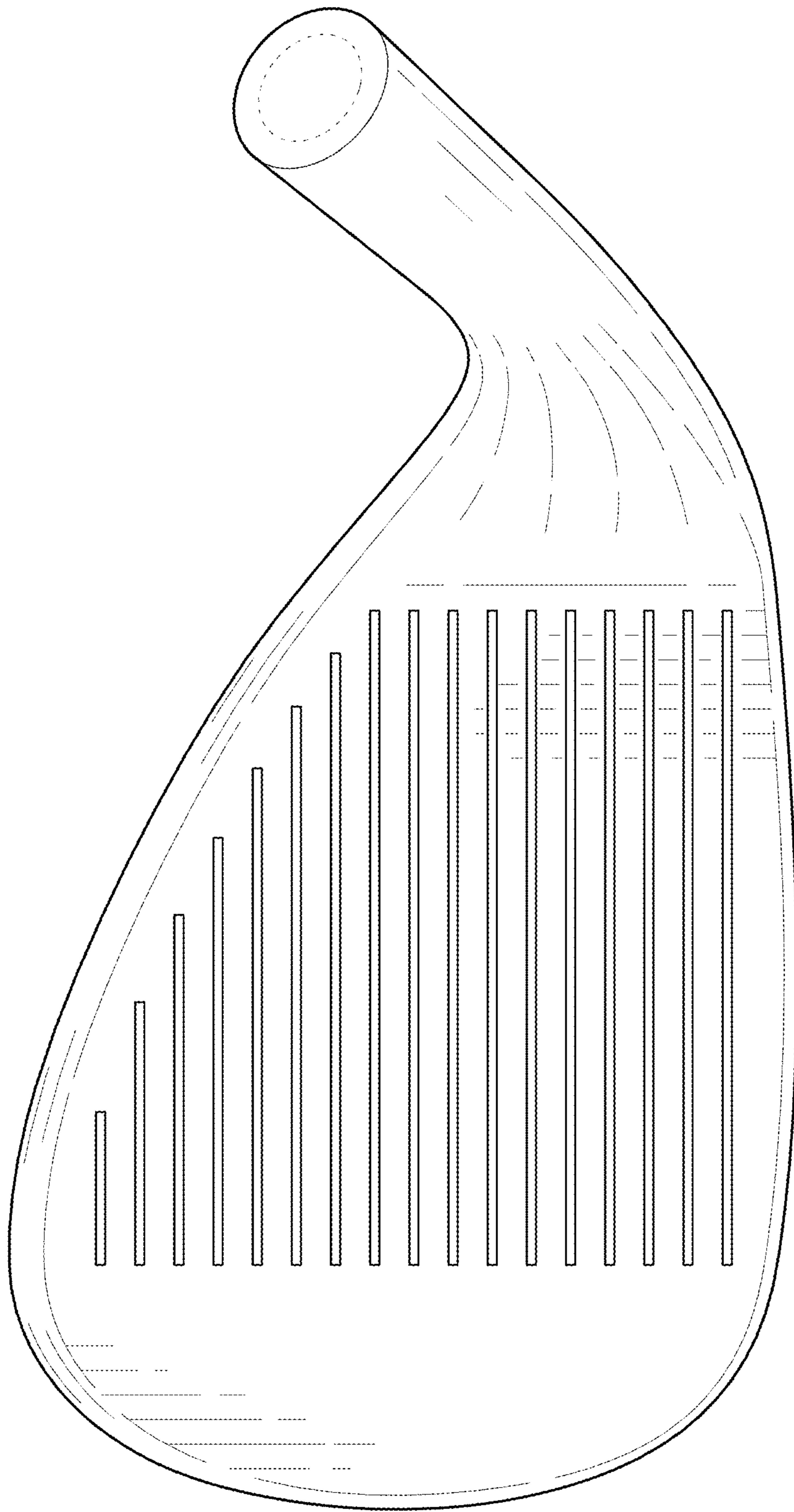


FIG. 1

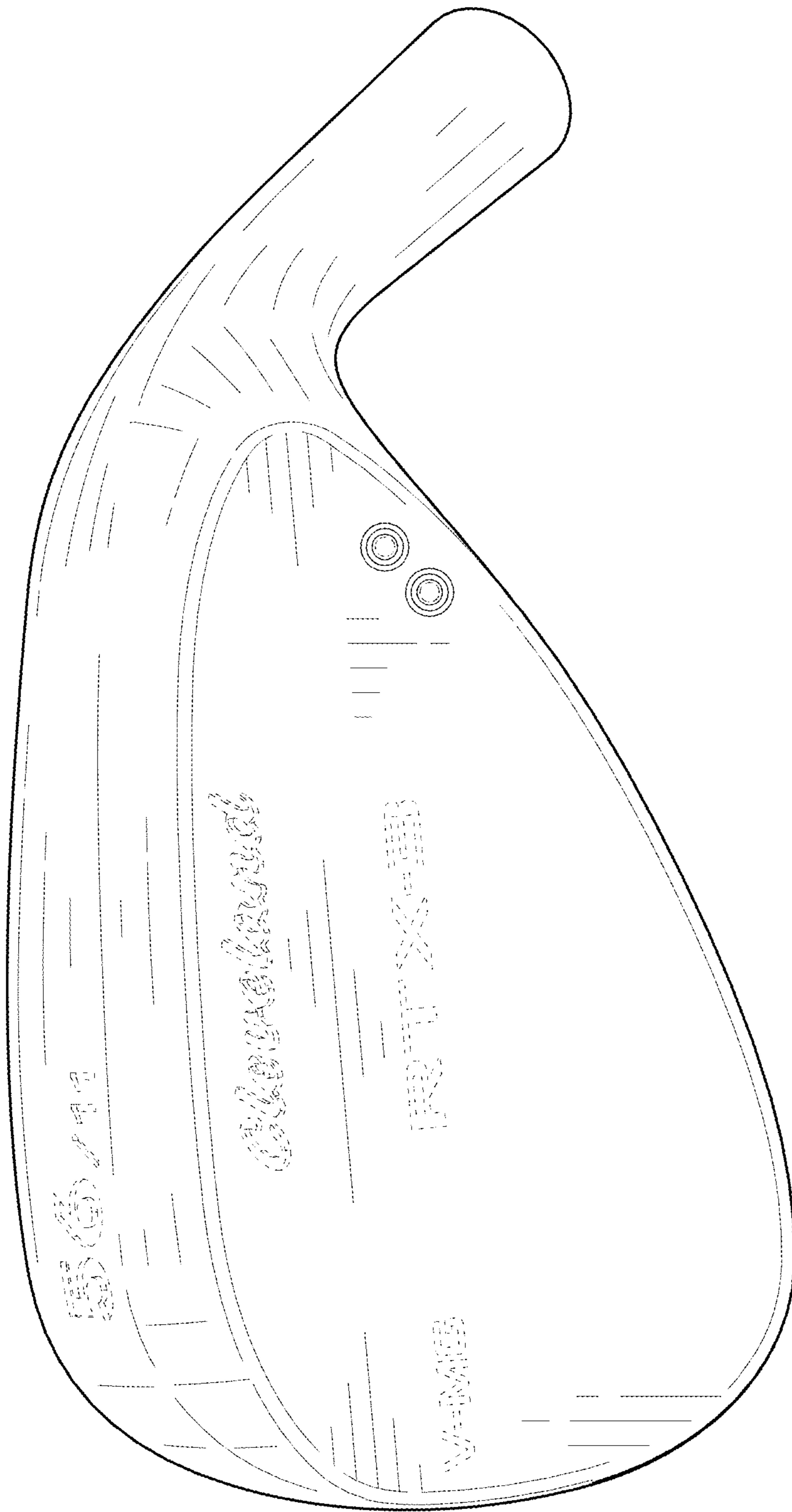


FIG. 2

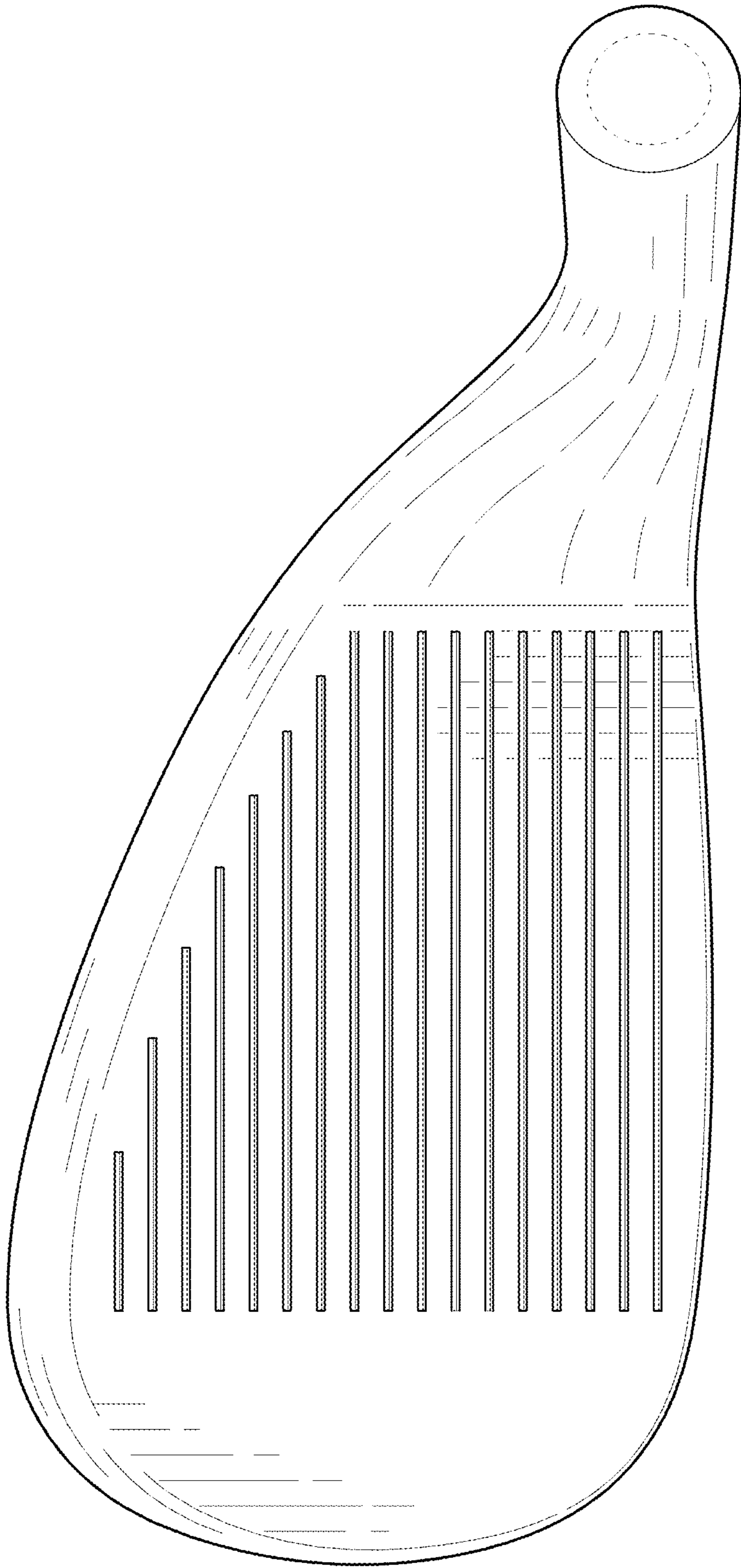


FIG. 3

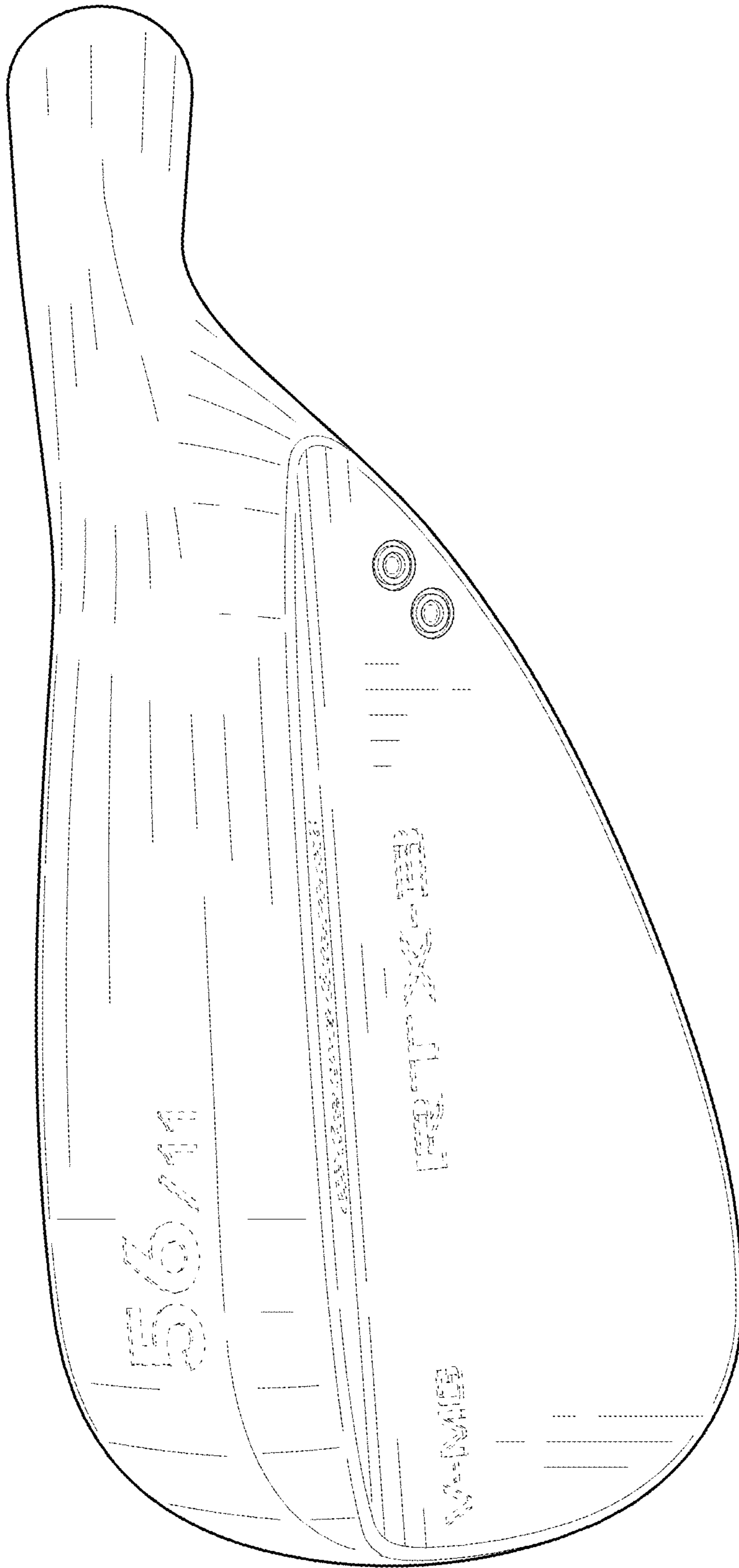


FIG. 4

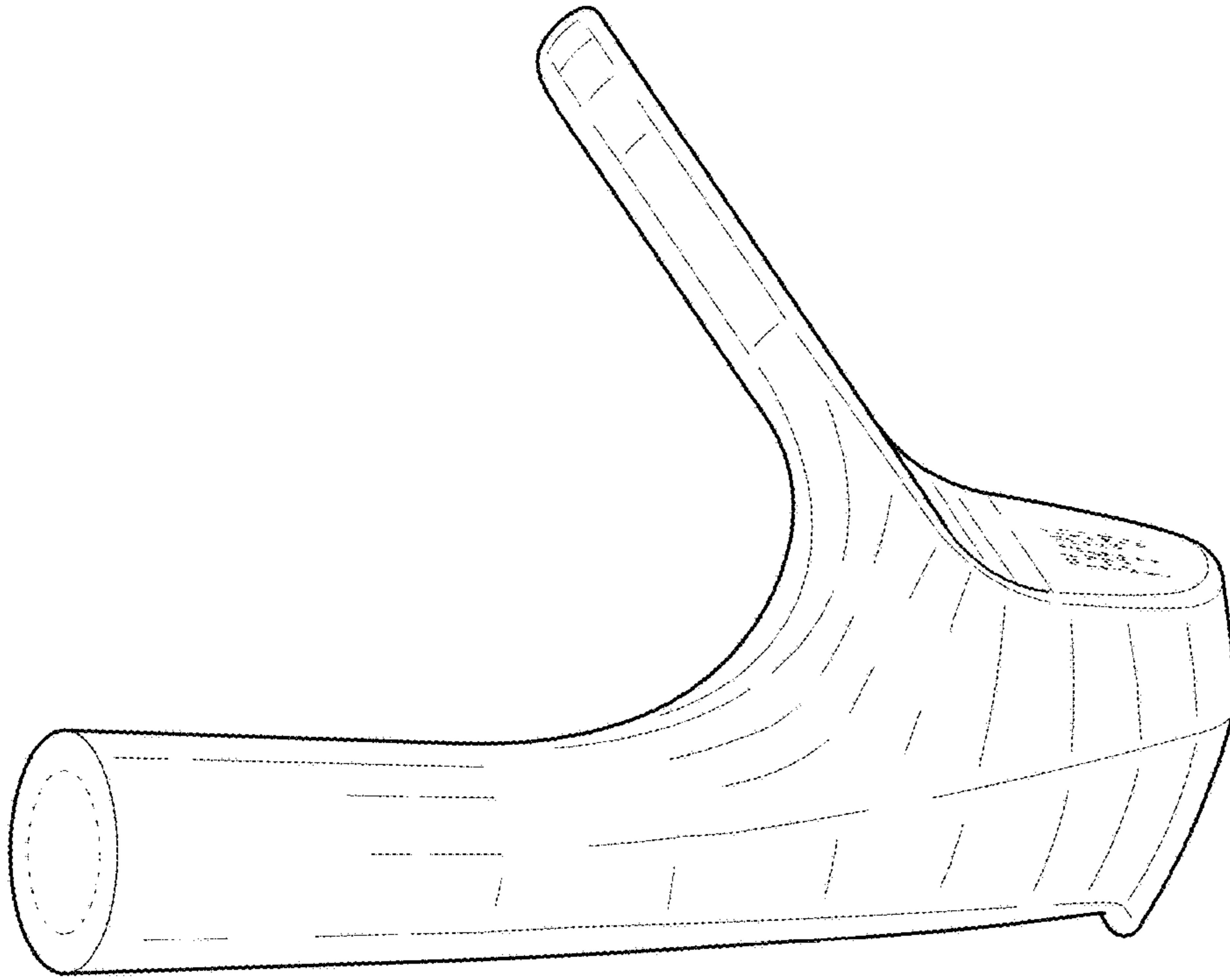


FIG. 6

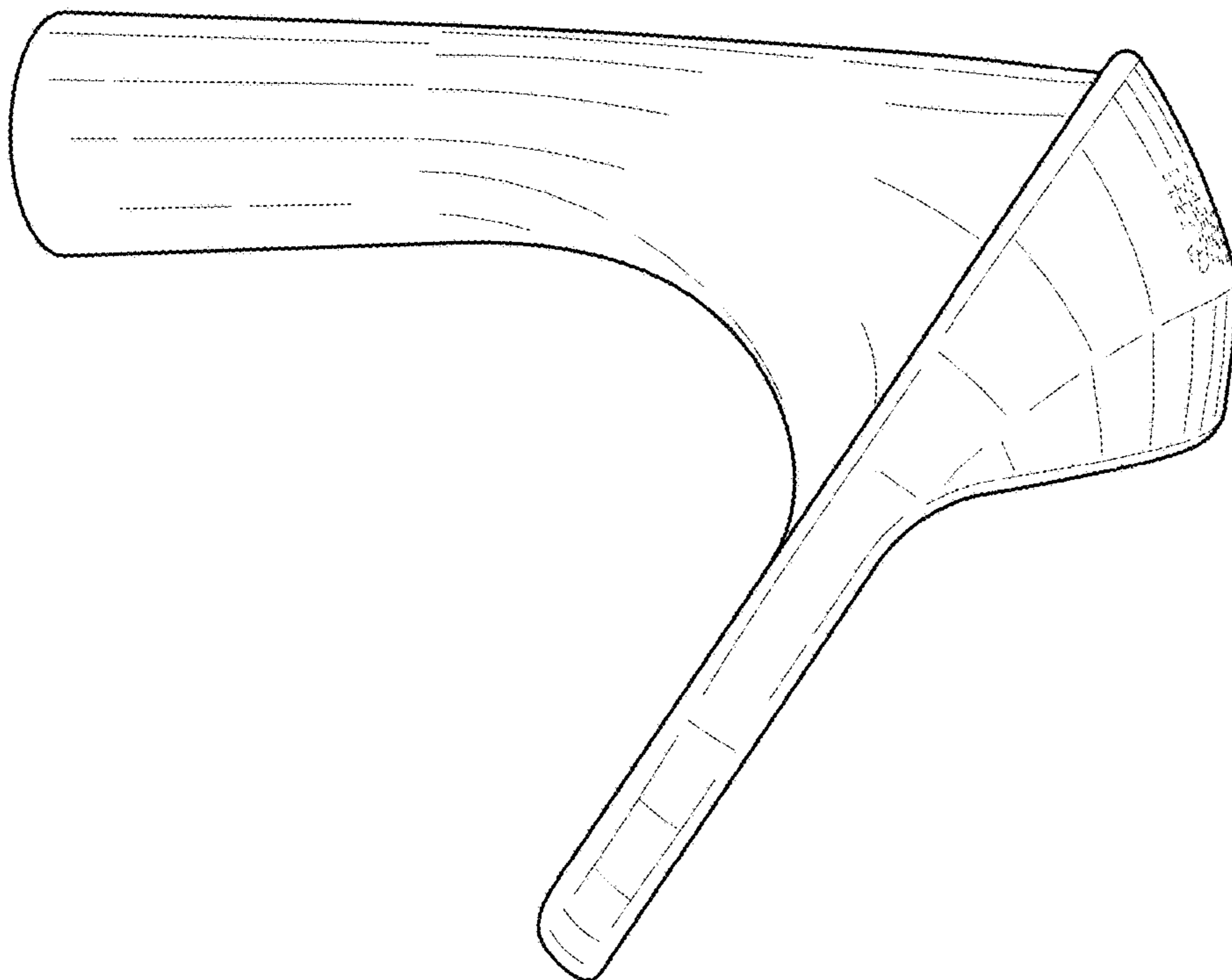


FIG. 5

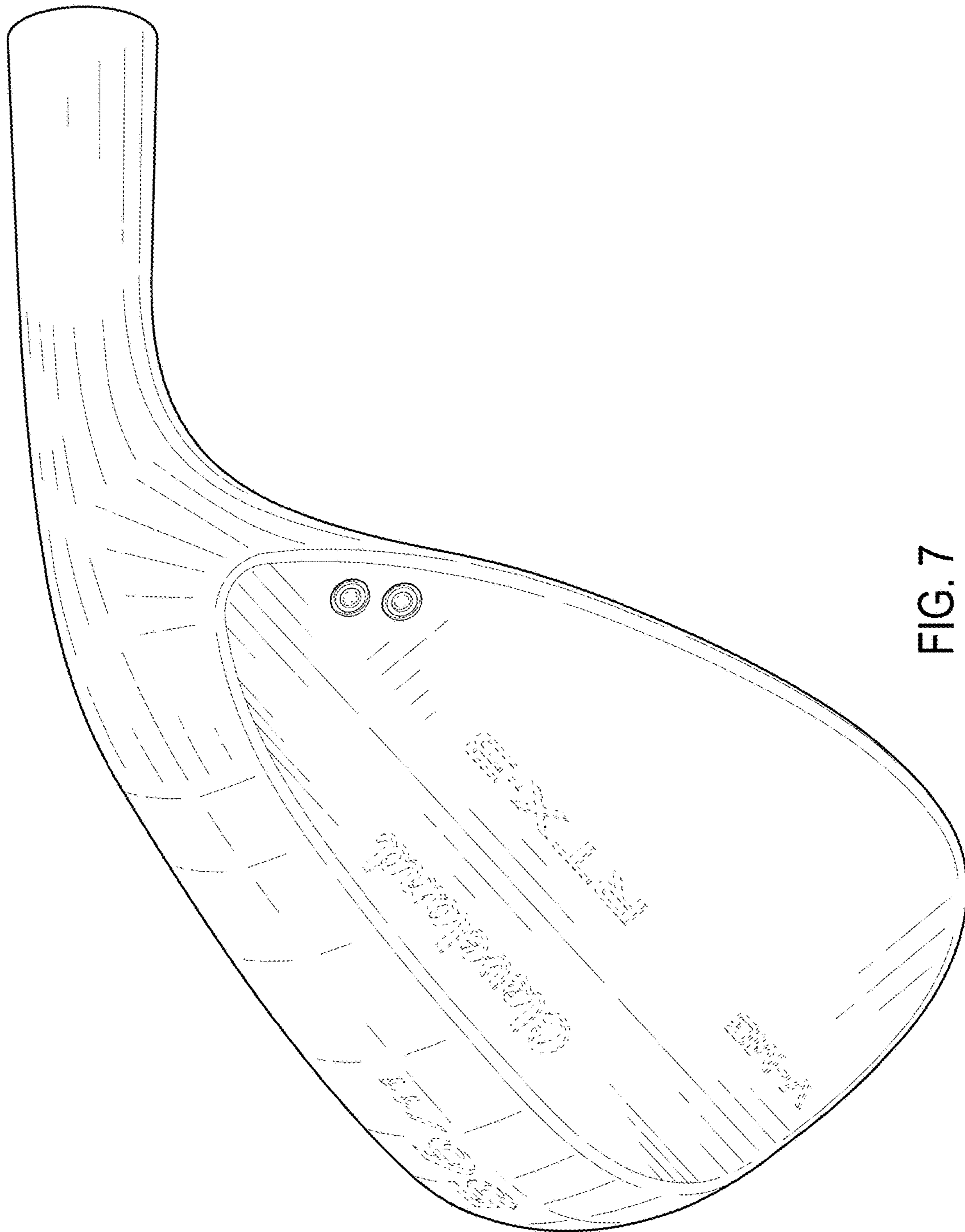


FIG. 7