



US00D810845S

(12) **United States Design Patent**
Hernandez

(10) **Patent No.:** **US D810,845 S**

(45) **Date of Patent:** **** Feb. 20, 2018**

(54) **EXERCISE RESISTANCE DEVICE FOR A SEATED USER**

(71) Applicant: **Janice Hernandez**, Gurnee, IL (US)

(72) Inventor: **Janice Hernandez**, Gurnee, IL (US)

(**) Term: **15 Years**

(21) Appl. No.: **29/534,558**

(22) Filed: **Jul. 29, 2015**

(51) **LOC (11) Cl.** **21-02**

(52) **U.S. Cl.**
USPC **D21/686**

(58) **Field of Classification Search**
USPC 482/123, 121, 93, 105, 104, 106, 108,
482/100, 83, 87, 88, 126, 130, 133, 142,
482/904; D21/801, 803, 760, 662, 683,
D21/680, 798, 682, 686; 441/66, 67,
441/131; D12/316, 202; 224/576, 153,
224/148.2, 148.7, 580, 583, 645, 655,
224/631, 628, 633, 637; 2/102; D3/216,
D3/254, 201, 274; D34/28; D8/499
CPC A63B 21/0552; A63B 21/0442; A63B
21/0557; A63B 23/03575; A63B 21/4035;
Y10S 482/904

See application file for complete search history.

(56) **References Cited**

U.S. PATENT DOCUMENTS

- 6,117,056 A * 9/2000 Cataldi, Jr. A63B 21/0552
482/121
- 6,500,104 B1 * 12/2002 Rich A63B 21/04
482/123

- D682,374 S * 5/2013 Wilkinson D21/686
- 9,282,829 B2 * 3/2016 Caruso A47C 21/00
- 2009/0163336 A1 * 6/2009 Mueller A47C 31/11
482/129
- 2015/0209608 A1 * 7/2015 Hernandez A63B 21/0442
482/123
- 2015/0314162 A1 * 11/2015 Mueller A63B 21/16
482/129

* cited by examiner

Primary Examiner — Robert M. Spear

Assistant Examiner — Ryan Harvey

(74) *Attorney, Agent, or Firm* — Wood, Phillips, Katz,
Clark & Mortimer

(57) **CLAIM**

The ornamental design for an exercise resistance device for a seated user, as shown and described.

DESCRIPTION

FIG. 1 is a perspective view taken from below of an exercise resistance device for a seated user;
 FIG. 2 is another perspective view taken from above thereof, and FIG. 2 shows the surface of the exercise resistance device for a seated user upon which a user would sit in a typical configuration of the exercise resistance device for a seated user;
 FIG. 3 is a bottom plan view thereof;
 FIG. 4 is a top plan view thereof; and,
 FIG. 5 is a right side elevational view thereof, the left side being a mirror image.
 The broken lines showing portions of the exercise resistance device for a seated user depicts environment and forms no part of the claim.

1 Claim, 2 Drawing Sheets

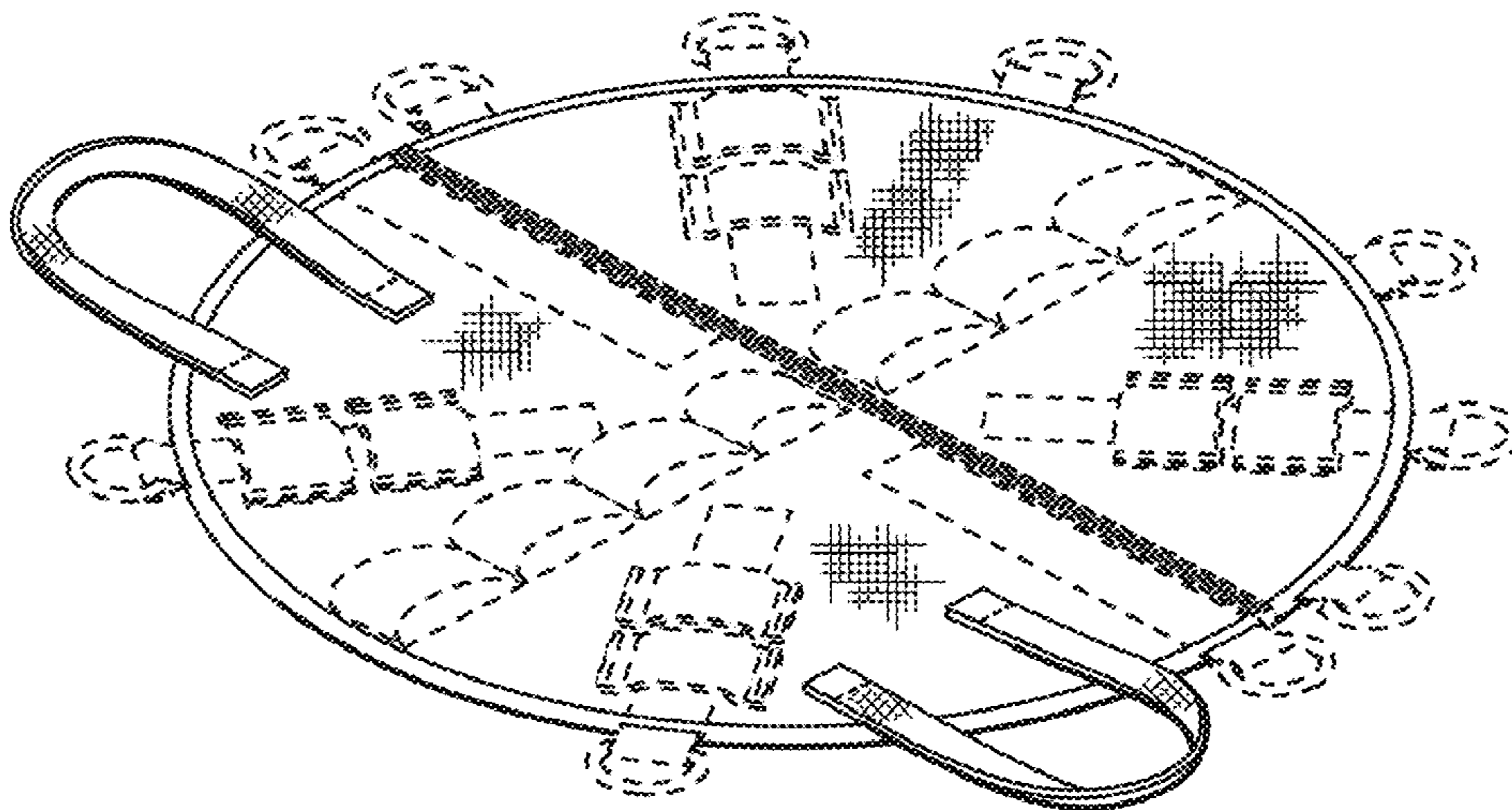


Fig. 1

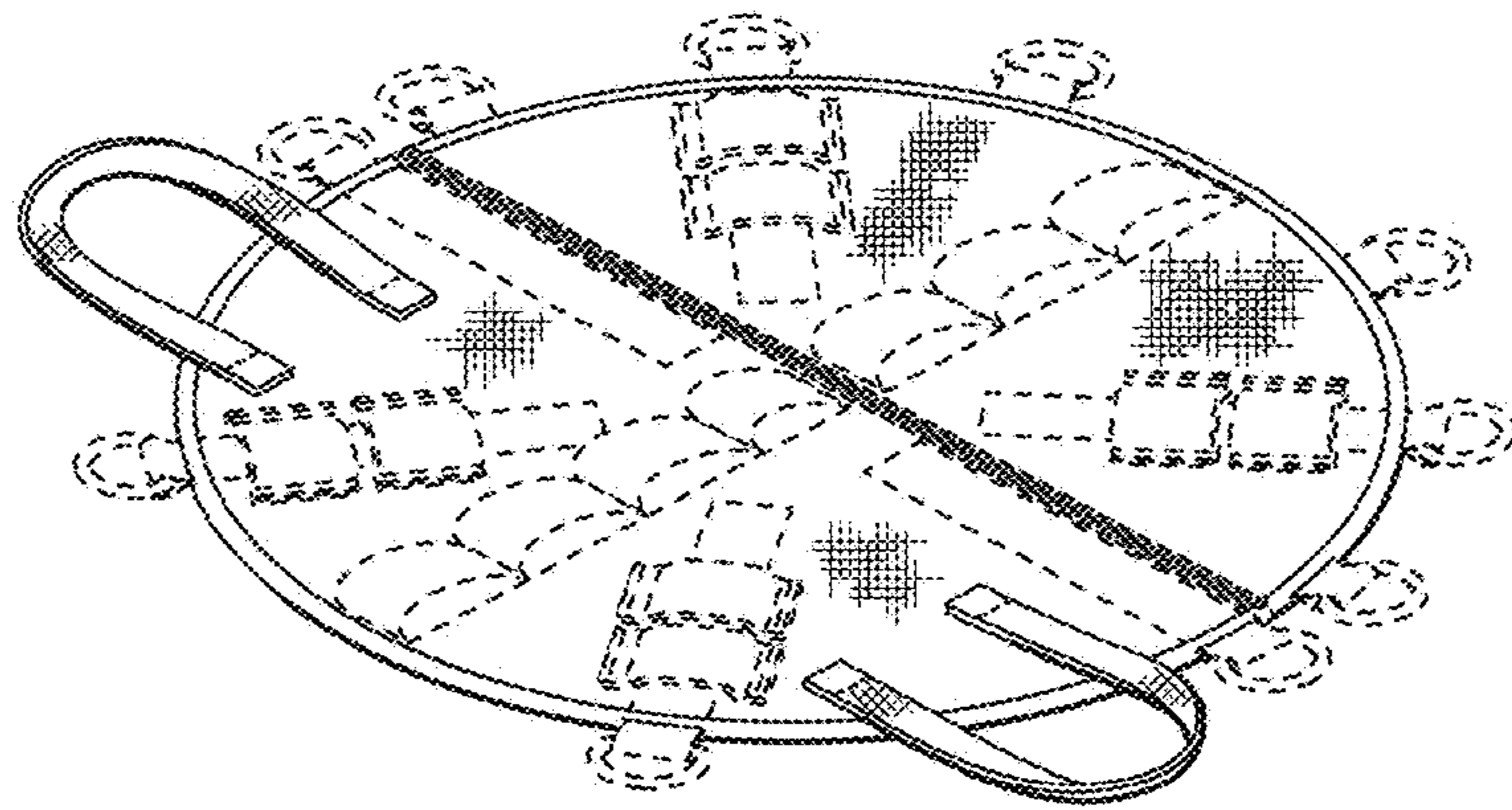


Fig. 2

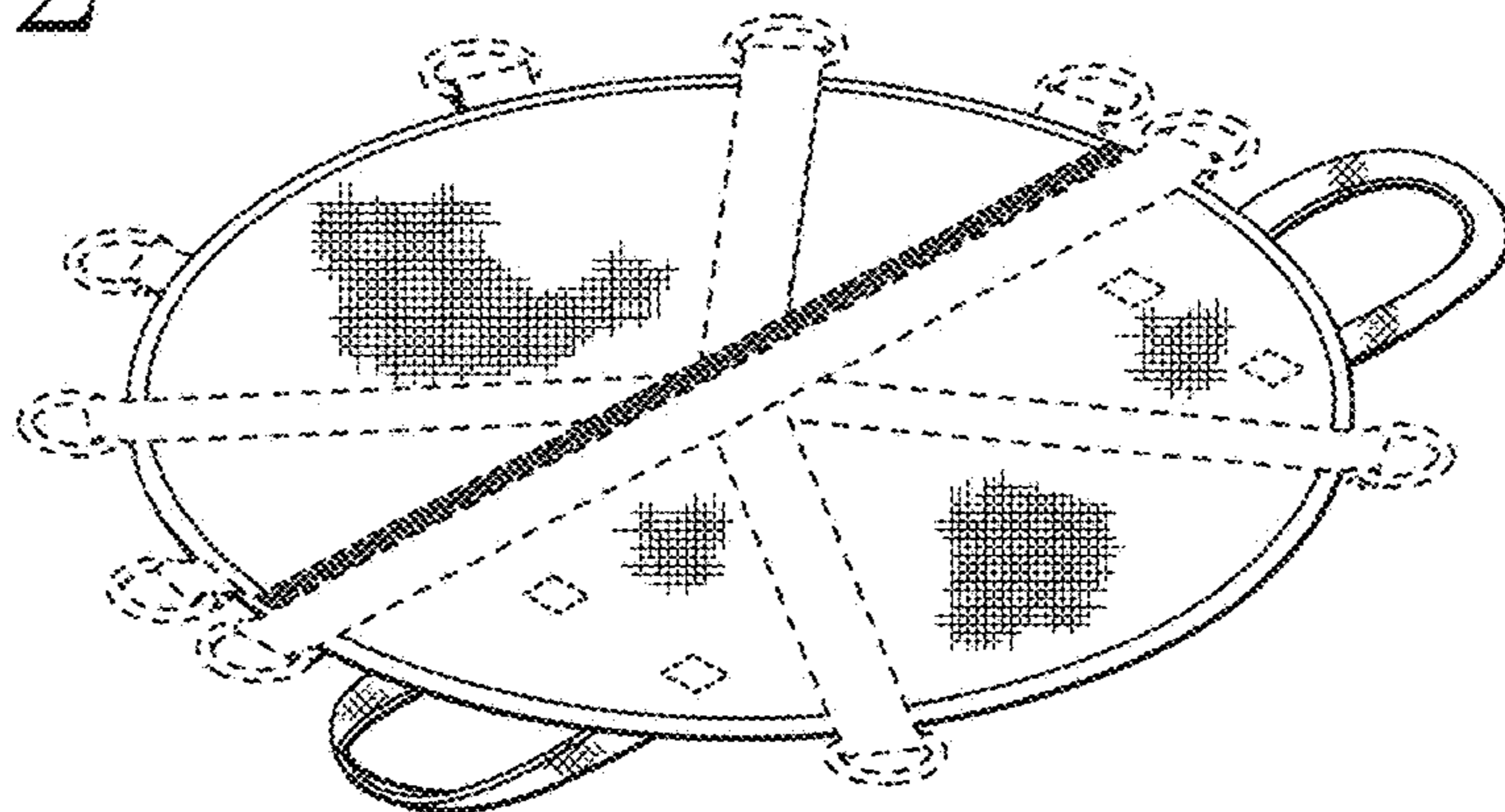


Fig. 3

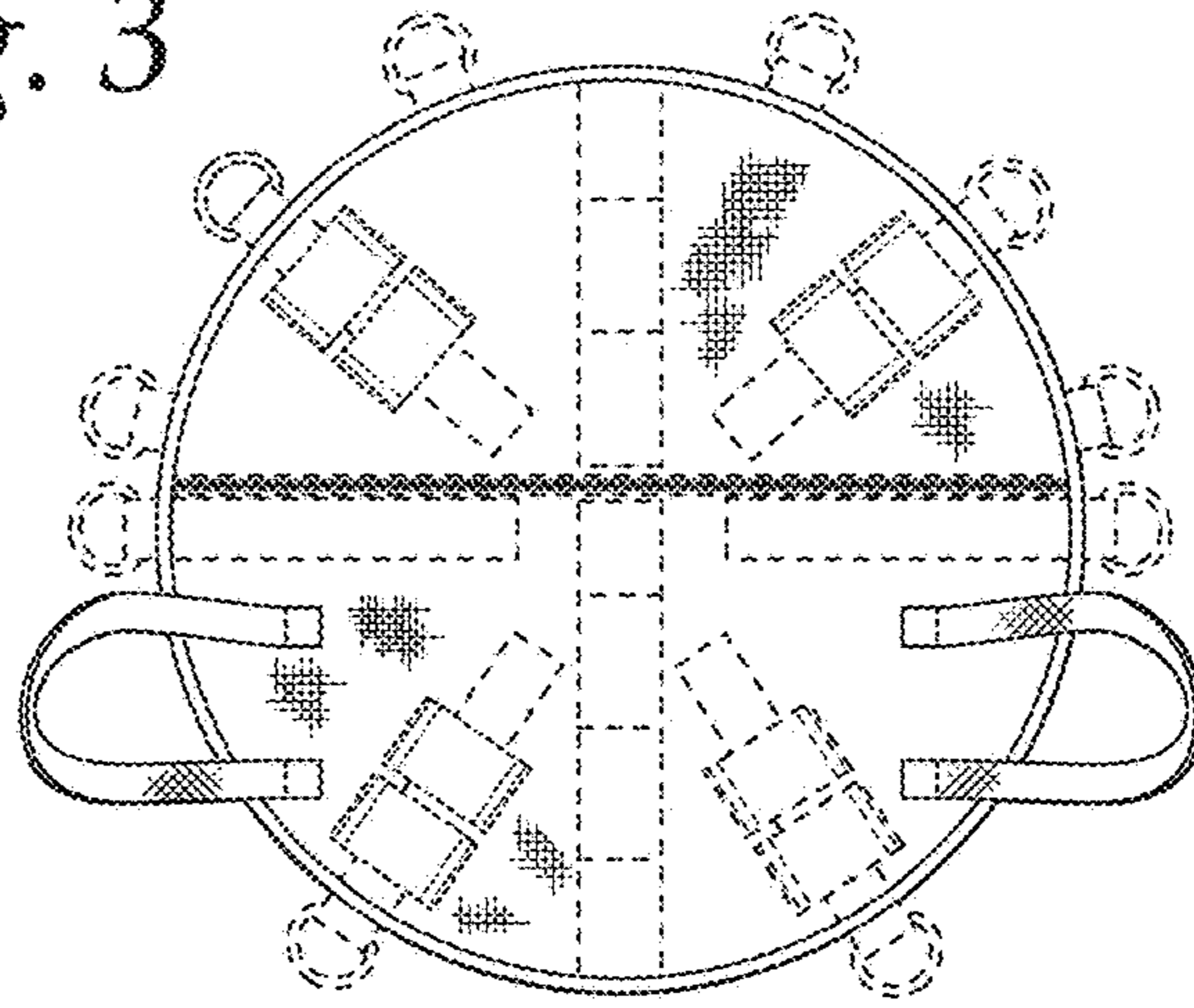


Fig. 4

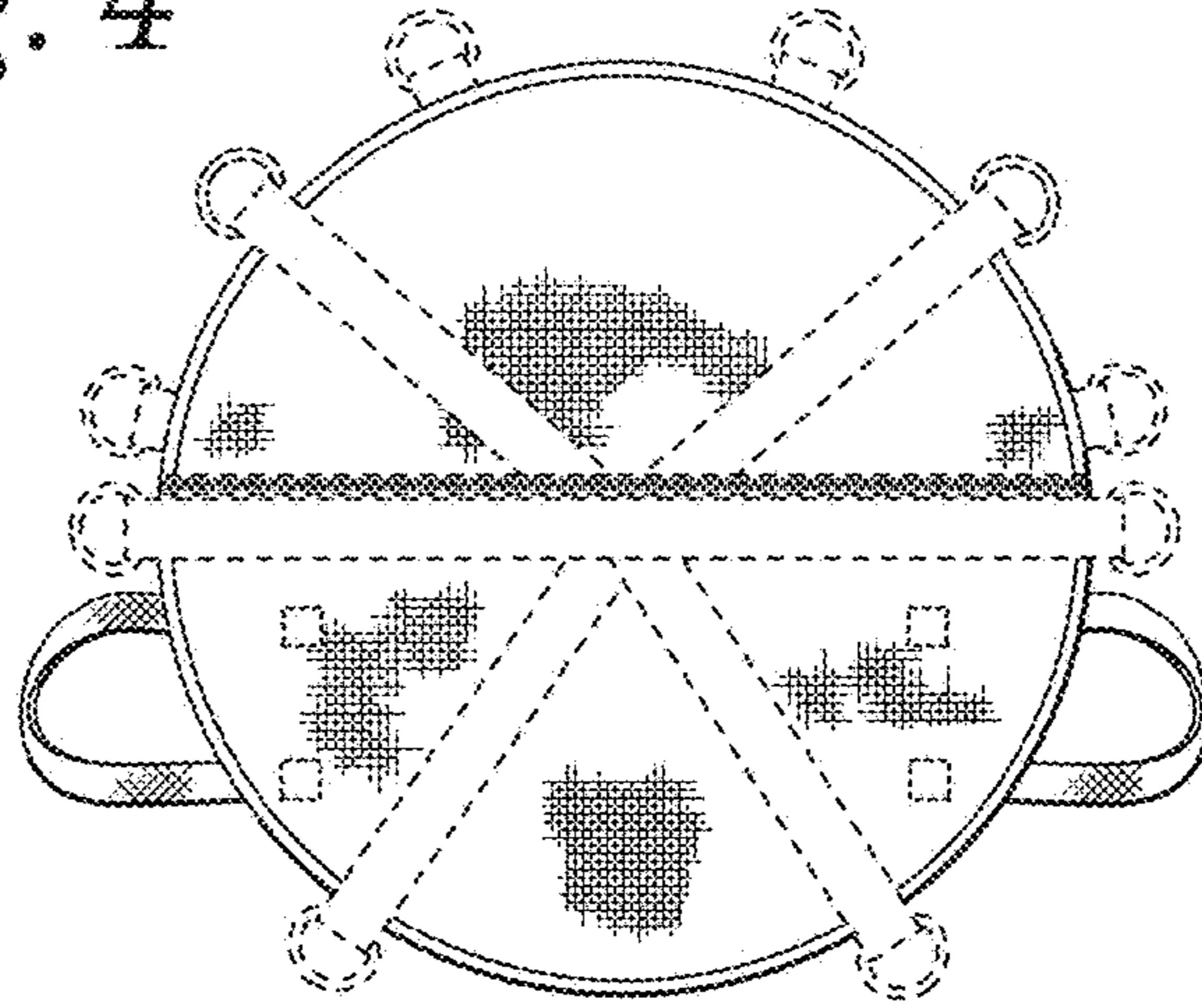


Fig. 5

