



US00D810843S

(12) **United States Design Patent** (10) **Patent No.:** **US D810,843 S**
Karvandi (45) **Date of Patent:** **** Feb. 20, 2018**

(54) **EXERCISE STRAP**
(71) Applicant: **Kusha Karvandi**, San Diego, CA (US)
(72) Inventor: **Kusha Karvandi**, San Diego, CA (US)
(73) Assignee: **Kusha Karvandi**, San Diego, CA (US)
(**) Term: **15 Years**
(21) Appl. No.: **29/554,394**
(22) Filed: **Feb. 11, 2016**
(51) **LOC (11) Cl.** **21-02**
(52) **U.S. Cl.**
USPC **D21/662**
(58) **Field of Classification Search**
USPC D21/662, 663, 665, 666, 667, 668, 669,
D21/670, 671, 673, 676, 680, 683, 694,
D21/690, 692; D24/188, 190, 200, 206,
D24/214; D2/701, 702, 704, 711, 705,
D2/625, 627; D29/100, 101.3, 101.5,
D29/120.1
CPC A41B 9/00; A63B 21/00; A63B 23/00;
A63B 24/00; A61F 5/026; A41F 9/002
See application file for complete search history.

(56) **References Cited**

U.S. PATENT DOCUMENTS

D55,826 S * 7/1920 Stih D2/625
D92,333 S * 5/1934 Botty D2/625
2,009,325 A * 7/1935 Sachs A41F 9/002
2/301
2,893,394 A * 7/1959 Thomsen A61B 17/1327
24/200
3,083,428 A * 4/1963 McGill A44B 11/24
24/114.5
3,086,529 A * 4/1963 Munz A61B 17/1322
128/878
3,100,484 A * 8/1963 Berl A61G 5/10
128/876

D243,293 S * 2/1977 Scheimberg D2/625
4,414,969 A * 11/1983 Heyman A61F 5/3761
128/878
D322,854 S * 12/1991 Campbell D24/169
D346,482 S * 5/1994 Merrill D2/627
D455,213 S * 4/2002 Weaver, II D24/190
D495,118 S * 8/2004 Sherman D2/625
7,950,072 B1 * 5/2011 Hanson A41F 9/002
2/338
D659,570 S * 5/2012 Hetke D10/71
D697,712 S * 1/2014 Morton D3/226
D707,917 S * 7/2014 James A41F 11/16
D2/627
D747,591 S * 1/2016 Holloway D2/627
D753,892 S * 4/2016 Hutchinson D2/627

(Continued)

OTHER PUBLICATIONS

BFR Bands, [online], [site visited Jan. 25, 2017]. Available from Internet, <URL: <http://www.bfrbands.com/>>.*

(Continued)

Primary Examiner — Caron D Veynar
Assistant Examiner — Katrina N Gonzalez
(74) *Attorney, Agent, or Firm* — Jonathan L. Pettit;
Duckor Spradling Metzger & Wynne

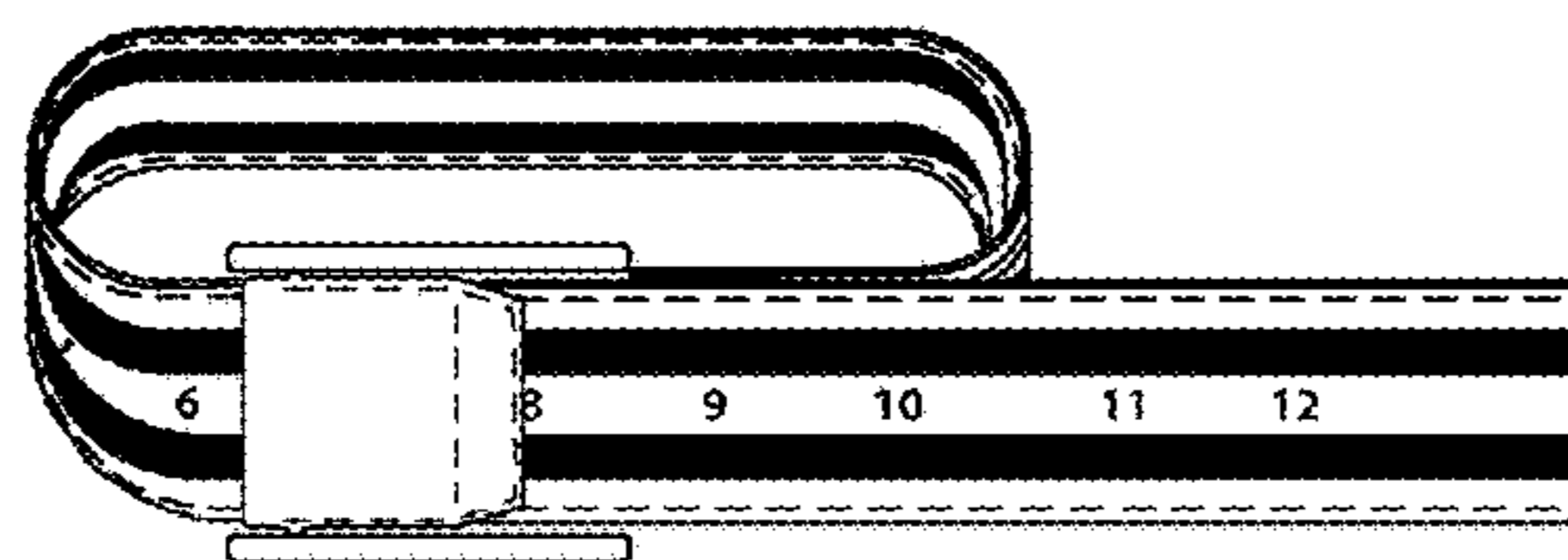
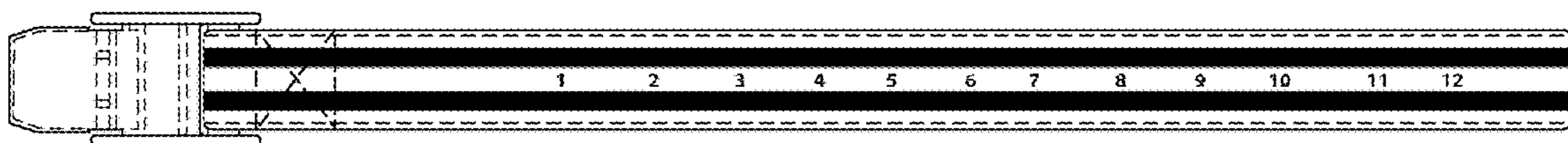
(57) **CLAIM**

The ornamental design for an exercise strap, as shown and described.

DESCRIPTION

FIG. 1 is a front elevational view of an exercise strap showing my new design; and, FIG. 2 is a perspective view thereof, shown in an alternative position of usage. The broken lines are shown for the purpose of illustrating stitching along the strap feature and parts of the article that form no part of the claimed design.

1 Claim, 1 Drawing Sheet



(56)

References Cited

U.S. PATENT DOCUMENTS

2007/0032359 A1* 2/2007 Toronto A63B 21/0004
482/148
2016/0317864 A1* 11/2016 Sato A63B 23/00
2017/0000249 A1* 1/2017 Beck A41F 9/002

OTHER PUBLICATIONS

Elite 2.0 BFR Bands, [online], [site visited Jan. 25, 2017]. Available from Internet, <URL:<http://www.occlusiontrainingbands.com/product/elite-bfr-bands/>>.*

Amazon Occlusion Training Bands, [online], [site visited Feb. 24, 2017]. Available from Internet, <URL:https://www.amazon.com/Occlusion-Training-BFR-Classic-Restriction/dp/B00ZJTEM1U/ref=sr_1_8?srs=12021746011&ie=UTF8&qid=1487957869&sr=8-8/>.*

* cited by examiner

Fig. 1




Fig. 2

