



US00D810815S

(12) **United States Design Patent**
Yoo

(10) **Patent No.:** **US D810,815 S**
(45) **Date of Patent:** **** Feb. 20, 2018**

(54) **SET OF EYEGLASS COMPONENTS**

(71) Applicant: **Oakley, Inc.**, Foothill Ranch, CA (US)

(72) Inventor: **George Yoo**, North Hollywood, CA (US)

(73) Assignee: **Oakley, Inc.**, Foothill Ranch, CA (US)

(**) Term: **15 Years**

(21) Appl. No.: **29/583,087**

(22) Filed: **Nov. 2, 2016**

(51) **LOC (11) Cl.** **16-06**

(52) **U.S. Cl.**
USPC **D16/335**

(58) **Field of Classification Search**
USPC D16/101, 300–342, 900; D29/109–110;
D21/483, 659–661; D14/372; 351/41,
351/44, 45–48, 51–52, 62, 158, 92,
351/103–123, 140–153, 63, 59; 2/13, 15,
2/426–432, 447–449, 441, 434–437
CPC G02C 2200/08; G02C 1/06; G02C 5/14;
G02C 11/02; G02C 11/04; G02C 5/16;
G02C 2200/22; G02C 5/146; G02C
5/2254; G02C 5/008; G01C 5/16; A61M
2021/0044; A63B 33/002

See application file for complete search history.

(56) **References Cited**

U.S. PATENT DOCUMENTS

D461,834 S	8/2002	Jannard et al.	
D536,363 S	2/2007	Miklitarian	
D558,816 S	1/2008	Yee	
D599,836 S	9/2009	Rohrbach	
D599,838 S	9/2009	Rohrbach	
D599,839 S	9/2009	Rohrbach	
D601,613 S	10/2009	Yee	
D622,755 S	8/2010	Yee	
D650,001 S *	12/2011	Schwarzbauer	D16/315
D650,411 S *	12/2011	Fuchs	16/300
D654,947 S	2/2012	Shin et al.	
D662,124 S	6/2012	Shin	

D662,967 S	7/2012	Shin	
D675,666 S	2/2013	Thixton et al.	
D676,480 S	2/2013	Shin	
D678,389 S	3/2013	Rohrbach	
D705,340 S	5/2014	Shin	
D711,958 S	8/2014	Yoo	
D711,962 S	8/2014	Thixton	
D714,858 S *	10/2014	Thixton	D16/326
D720,799 S	1/2015	Thixton	
D720,800 S *	1/2015	Shin	D16/326
D721,128 S	1/2015	Yoo	
D724,135 S	3/2015	Shin	
D737,889 S	9/2015	Yoo	
D740,880 S *	10/2015	Thixton	D16/335

(Continued)

OTHER PUBLICATIONS

U.S. Appl. No. 29/543,951, filed Oct. 29, 2015, Uhm.
(Continued)

Primary Examiner — Eric L Goodman
Assistant Examiner — Sanjeev Paul
(74) *Attorney, Agent, or Firm* — Sterne, Kessler,
Goldstein & Fox P.L.L.C.

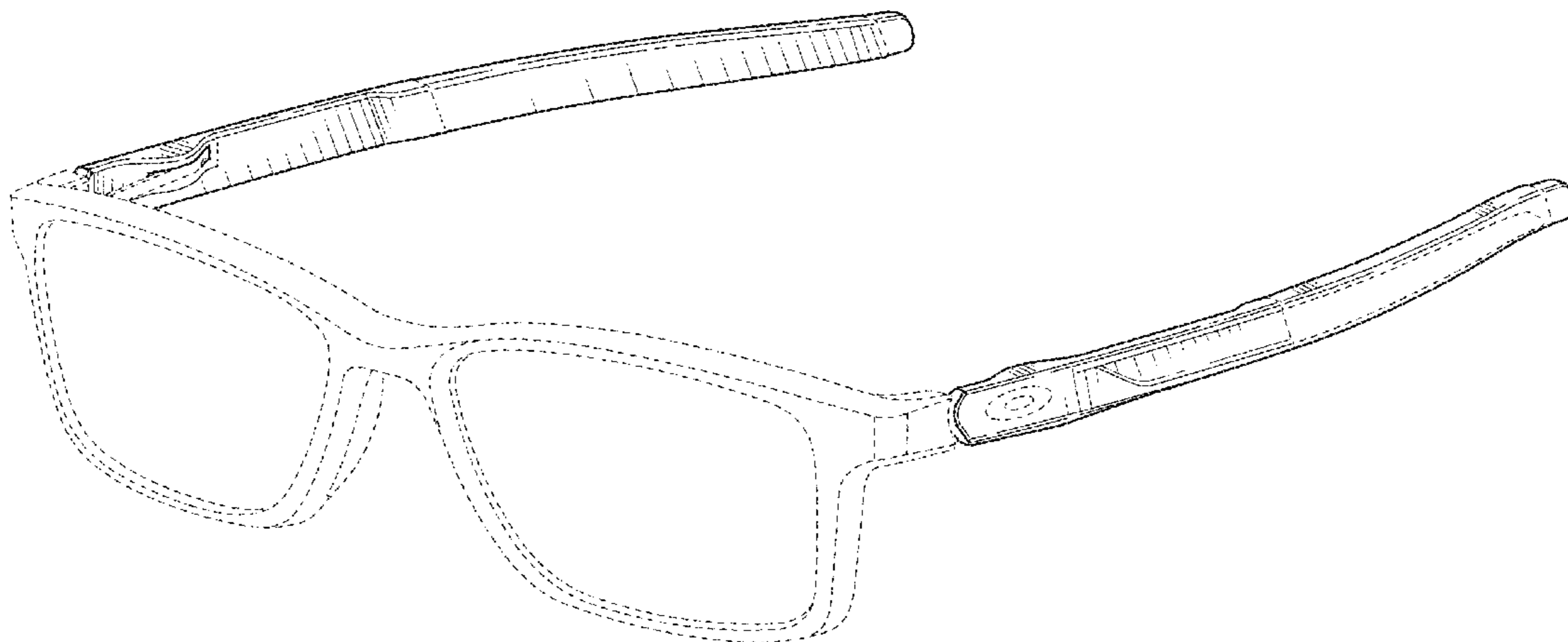
(57) **CLAIM**

The ornamental design for a set of eyeglass components, as shown and described.

DESCRIPTION

FIG. 1 is a front perspective view of a set of eyeglass components showing the new design; FIG. 2 is a front elevational view thereof; FIG. 3 is a rear elevational view thereof; FIG. 4 is a left side elevational view thereof, the right side elevational view being a mirror image thereof; FIG. 5 is a top plan view thereof; and, FIG. 6 is a bottom plan view thereof. The broken lines in the Figures show portions of the set of eyeglass components that form no part of the claimed design.

1 Claim, 4 Drawing Sheets



(56)

References Cited

U.S. PATENT DOCUMENTS

D746,367	S	*	12/2015	Shin	D16/326
D747,762	S		1/2016	Yoo		
D748,188	S	*	1/2016	Shin	D16/326
D748,190	S	*	1/2016	Shin	D16/335
D748,719	S		2/2016	Hsu		
D754,244	S	*	4/2016	Shin	D16/335
D763,944	S	*	8/2016	Shin	D16/326
D763,949	S	*	8/2016	Shin	D16/335
D763,951	S		8/2016	Chae		
D769,963	S	*	10/2016	Shin	D16/335
D770,559	S	*	11/2016	Shin	D16/326
D770,560	S		11/2016	Shin		
D771,739	S		11/2016	Shin		
D778,341	S	*	2/2017	Chae	D16/326
D783,083	S	*	4/2017	Shin	D16/335
D783,708	S	*	4/2017	Chae	D16/335
D785,079	S	*	4/2017	Uhm	D16/335
D789,440	S	*	6/2017	Uhm	D16/330
D800,828	S	*	10/2017	Shin	D16/335

OTHER PUBLICATIONS

- U.S. Appl. No. 29/563,358, filed May 4, 2016, Uhm.
- U.S. Appl. No. 29/563,361, filed May 4, 2016, Shin.
- U.S. Appl. No. 29/563,451, filed May 4, 2016, Chae.
- U.S. Appl. No. 29/574,365, filed Aug. 15, 2016, Chae.
- U.S. Appl. No. 29/576,234, filed Sep. 1, 2016, Uhm.
- U.S. Appl. No. 29/576,244, filed Sep. 1, 2016, Chae.
- U.S. Appl. No. 29/576,246, filed Sep. 1, 2016, Thixton.

* cited by examiner

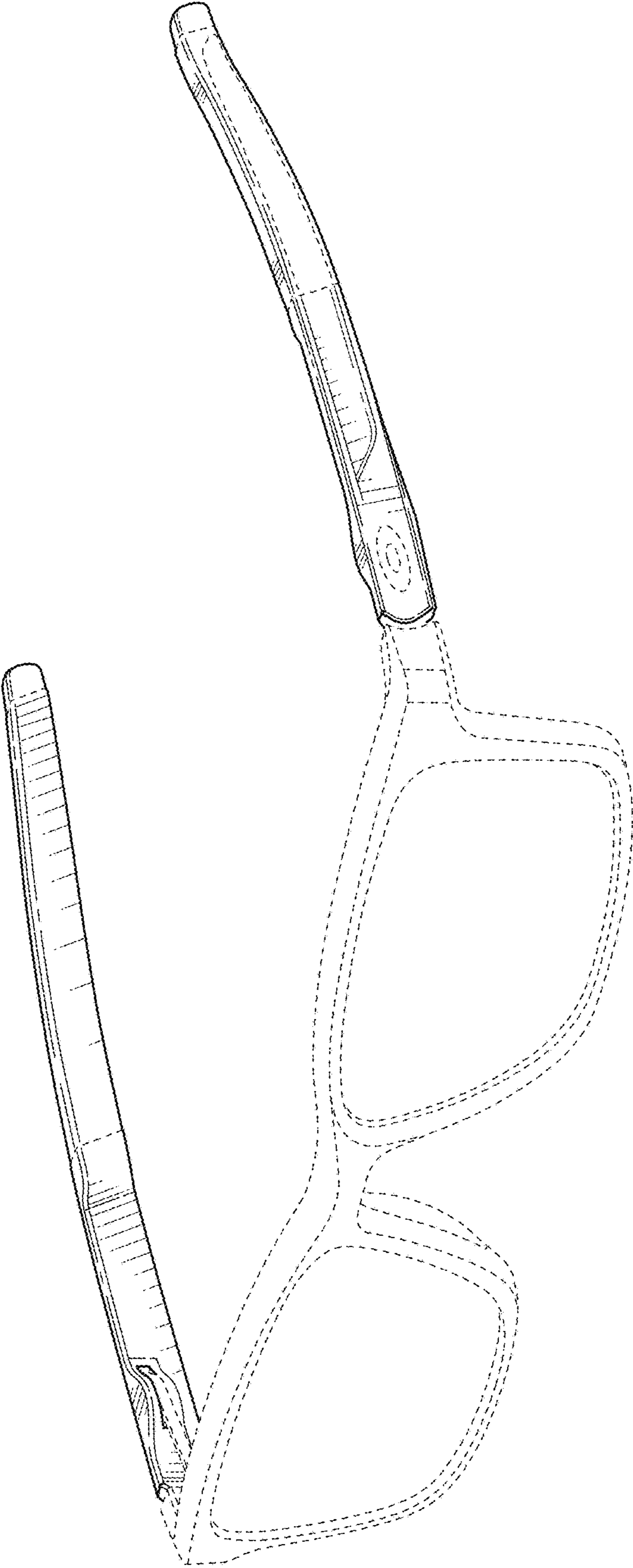


FIG. 1

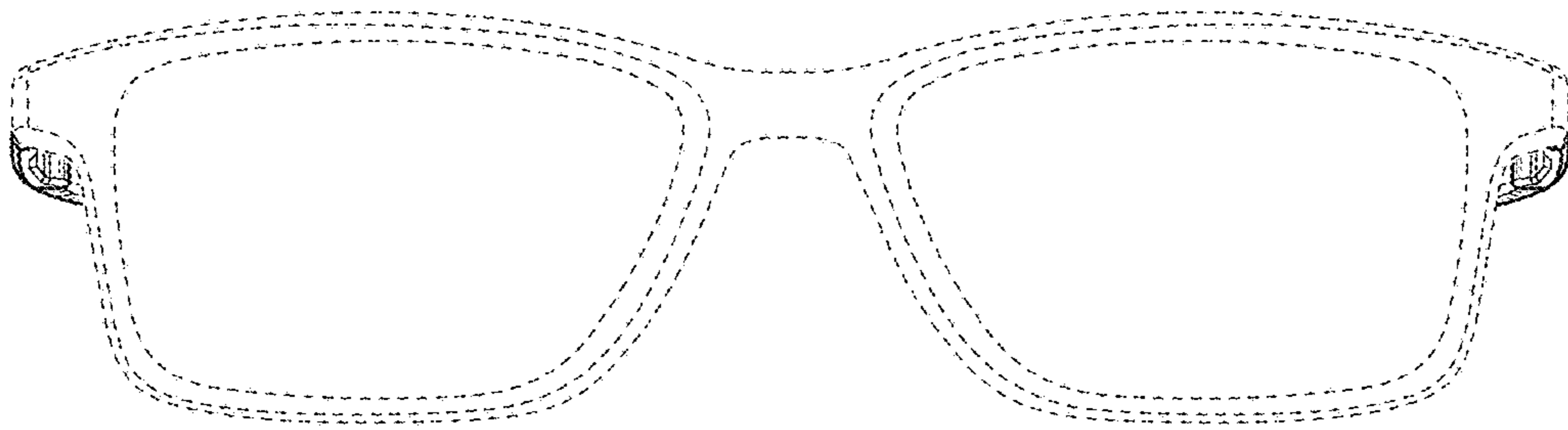


FIG. 2

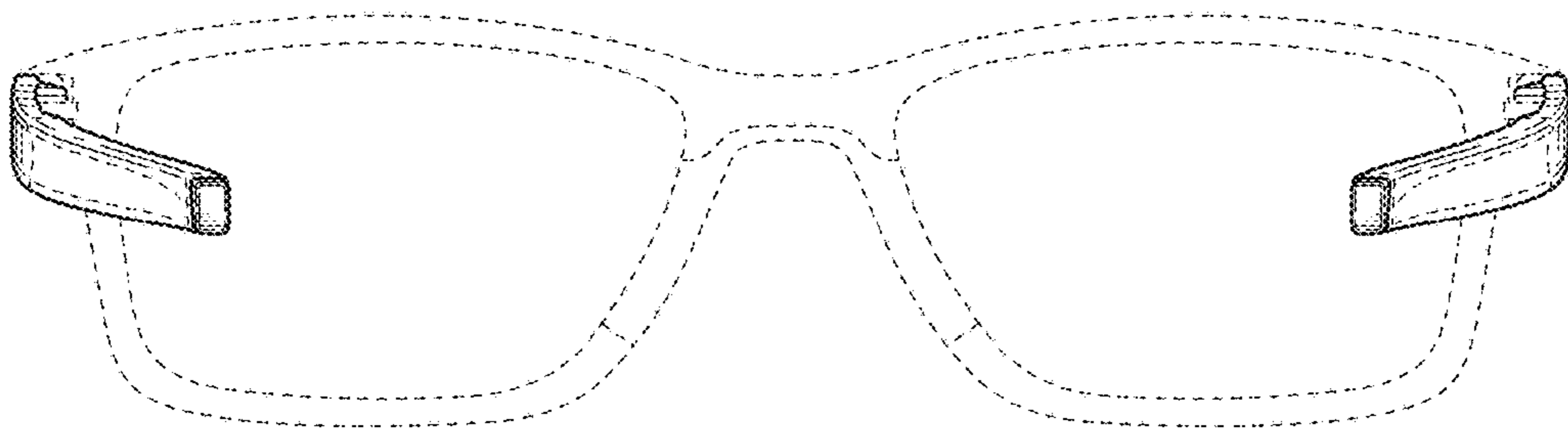


FIG. 3

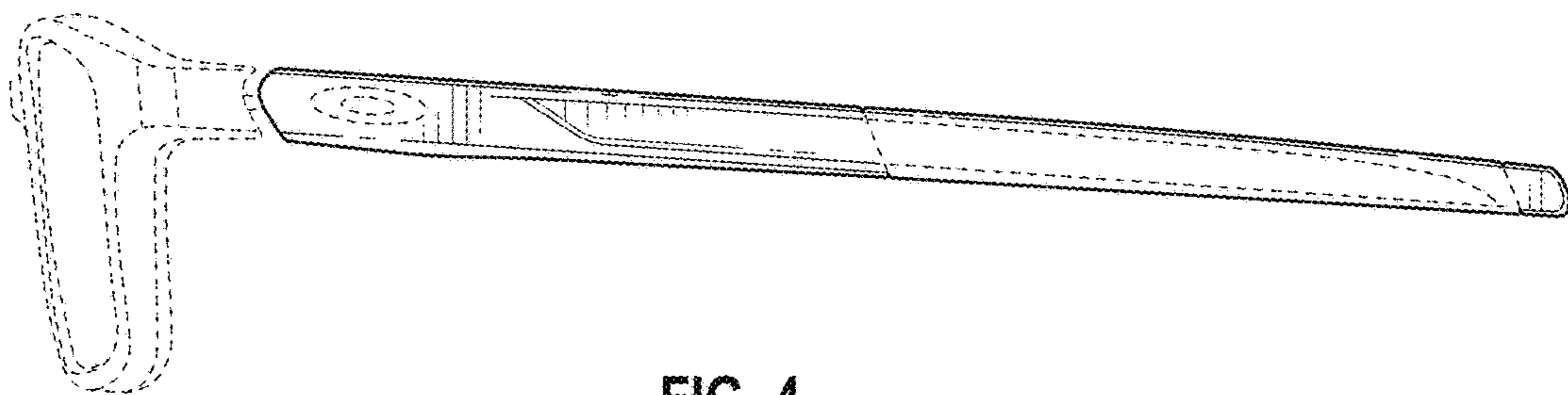


FIG. 4

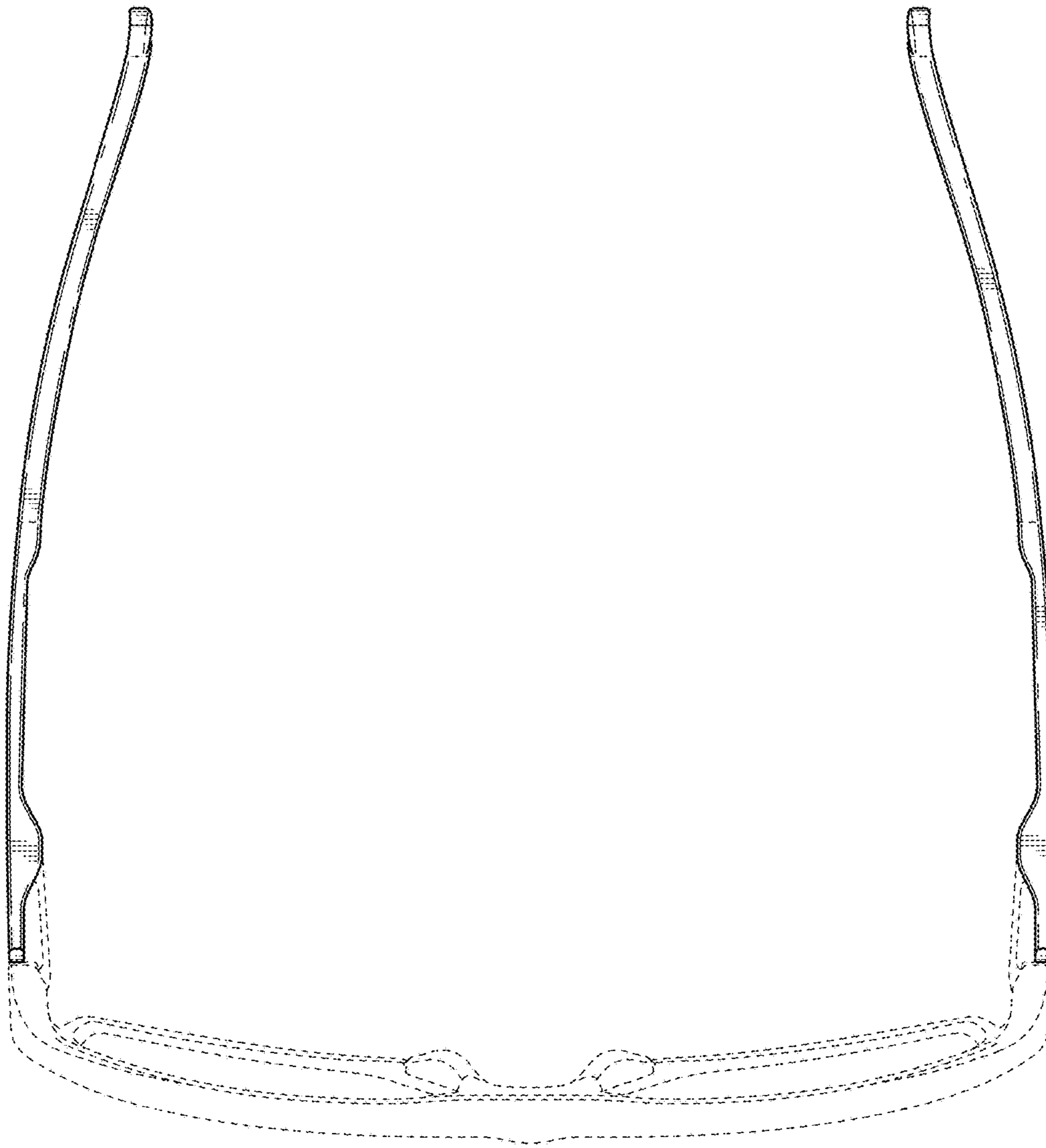


FIG. 5




FIG. 6