



US00D810800S

(12) **United States Design Patent**  
**Wang et al.**

(10) **Patent No.:** **US D810,800 S**  
(45) **Date of Patent:** **\*\* Feb. 20, 2018**

(54) **SERVICE ROBOT**  
(71) Applicant: **BEIJING SINEVA TECHNOLOGY CO. LTD.**, Beijing (CN)  
(72) Inventors: **Xuefei Wang**, Beijing (CN); **Jiayang Zhao**, Beijing (CN); **Mi Zhang**, Beijing (CN)  
(73) Assignee: **BEIJING SINEVA TECHNOLOGY CO., LTD.**, Beijing (CN)  
(\*\*) Term: **15 Years**  
(21) Appl. No.: **29/591,704**  
(22) Filed: **Jan. 23, 2017**

D644,256 S \* 8/2011 Kitano ..... D15/199  
D675,656 S \* 2/2013 Sutherland ..... D15/199  
D701,256 S \* 3/2014 Song ..... D15/199  
D719,620 S \* 12/2014 Clerc ..... B25J 5/007  
D15/199  
D725,166 S \* 3/2015 Paik ..... D15/199  
D725,167 S \* 3/2015 Song ..... D15/199  
D726,836 S \* 4/2015 Song ..... D15/199  
D732,096 S \* 6/2015 Jang ..... D15/199  
D735,258 S \* 7/2015 Jang ..... D15/199  
D739,450 S \* 9/2015 Jain ..... D15/199  
D760,673 S \* 7/2016 Chalabi ..... D14/125  
D761,894 S \* 7/2016 Ho ..... D15/199  
D765,180 S \* 8/2016 Huang ..... D20/5  
D766,644 S \* 9/2016 Huang ..... D15/199  
D781,945 S \* 3/2017 Uno ..... D15/199  
D793,145 S \* 8/2017 Huang ..... D15/199  
D799,575 S \* 10/2017 Tang ..... D15/199  
9,776,327 B2 \* 10/2017 Pinter ..... B25J 9/1676

\* cited by examiner

(30) **Foreign Application Priority Data**  
Aug. 12, 2016 (CN) ..... 2016 3 0386614  
(51) **LOC (11) Cl.** ..... **15-99**  
(52) **U.S. Cl.**  
USPC ..... **D15/199**  
(58) **Field of Classification Search**  
USPC ..... D15/199; D21/578-583, 621, 622  
CPC ..... B25J 9/044; B25J 9/102; G06F 3/0485;  
Y10T 74/20305  
See application file for complete search history.

*Primary Examiner* — Patricia A Palasik  
(74) *Attorney, Agent, or Firm* — Oliff PLC

(56) **References Cited**  
U.S. PATENT DOCUMENTS  
D285,599 S \* 9/1986 Forino ..... D21/578  
D450,788 S \* 11/2001 Kawasaki ..... D21/578  
D549,756 S \* 8/2007 Park ..... D15/199  
D559,288 S \* 1/2008 Matsuda ..... D15/199  
D563,443 S \* 3/2008 Ahn ..... D15/199  
D579,035 S \* 10/2008 Kim ..... B25J 11/008  
D15/199  
D635,603 S \* 4/2011 Paz Rodriguez ..... D15/199

(57) **CLAIM**  
The ornamental design for a service robot, as shown and described.

**DESCRIPTION**  
FIG. 1 is a front, top, right-side perspective view of the service robot;  
FIG. 2 is a front elevational view thereof;  
FIG. 3 is a top plan view thereof;  
FIG. 4 is a right-side elevational view thereof, the left-side elevational view (not provided) being a mirror image thereof;  
FIG. 5 is a rear elevational view thereof; and,  
FIG. 6 is a bottom plan view thereof.  
The broken lines in the drawings depict unclaimed environmental subject matter.

**1 Claim, 6 Drawing Sheets**

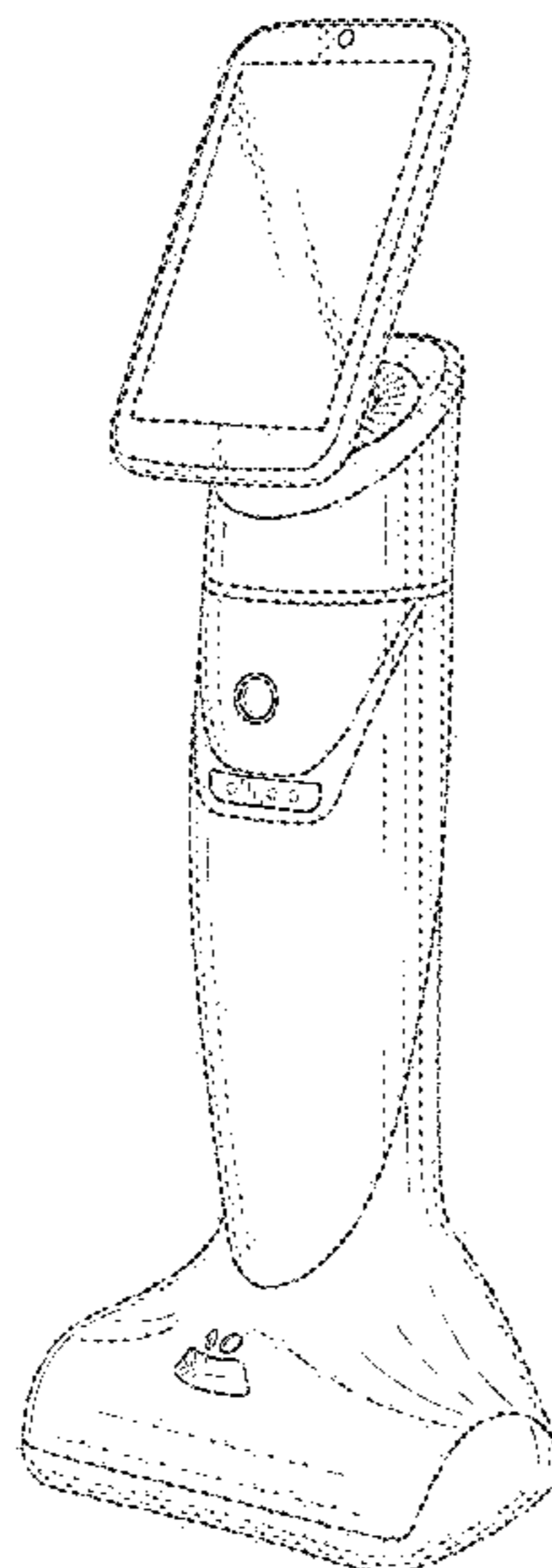


FIG. 1

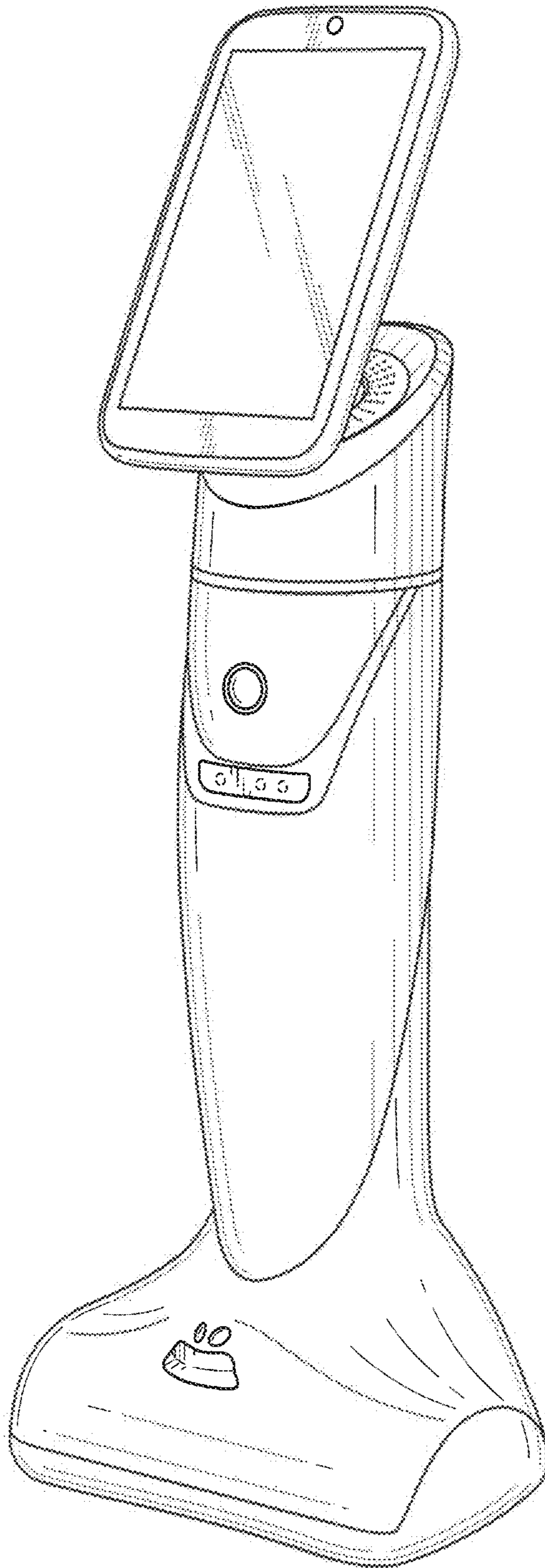


FIG. 2

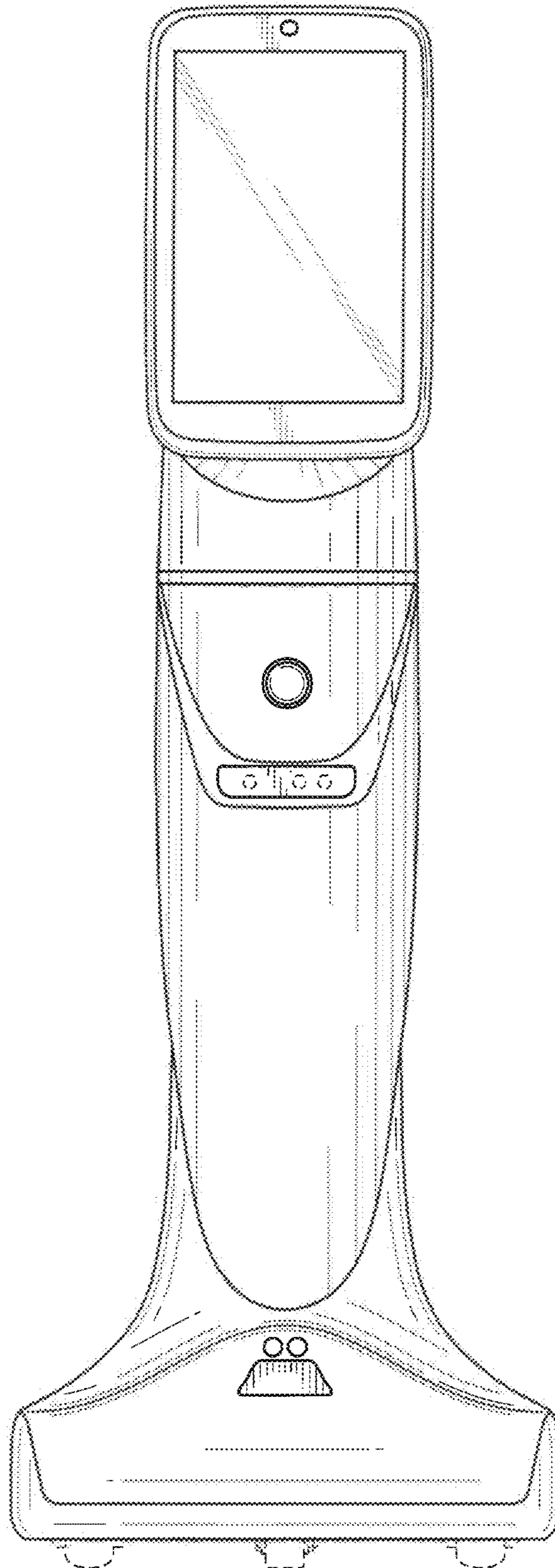


FIG. 3

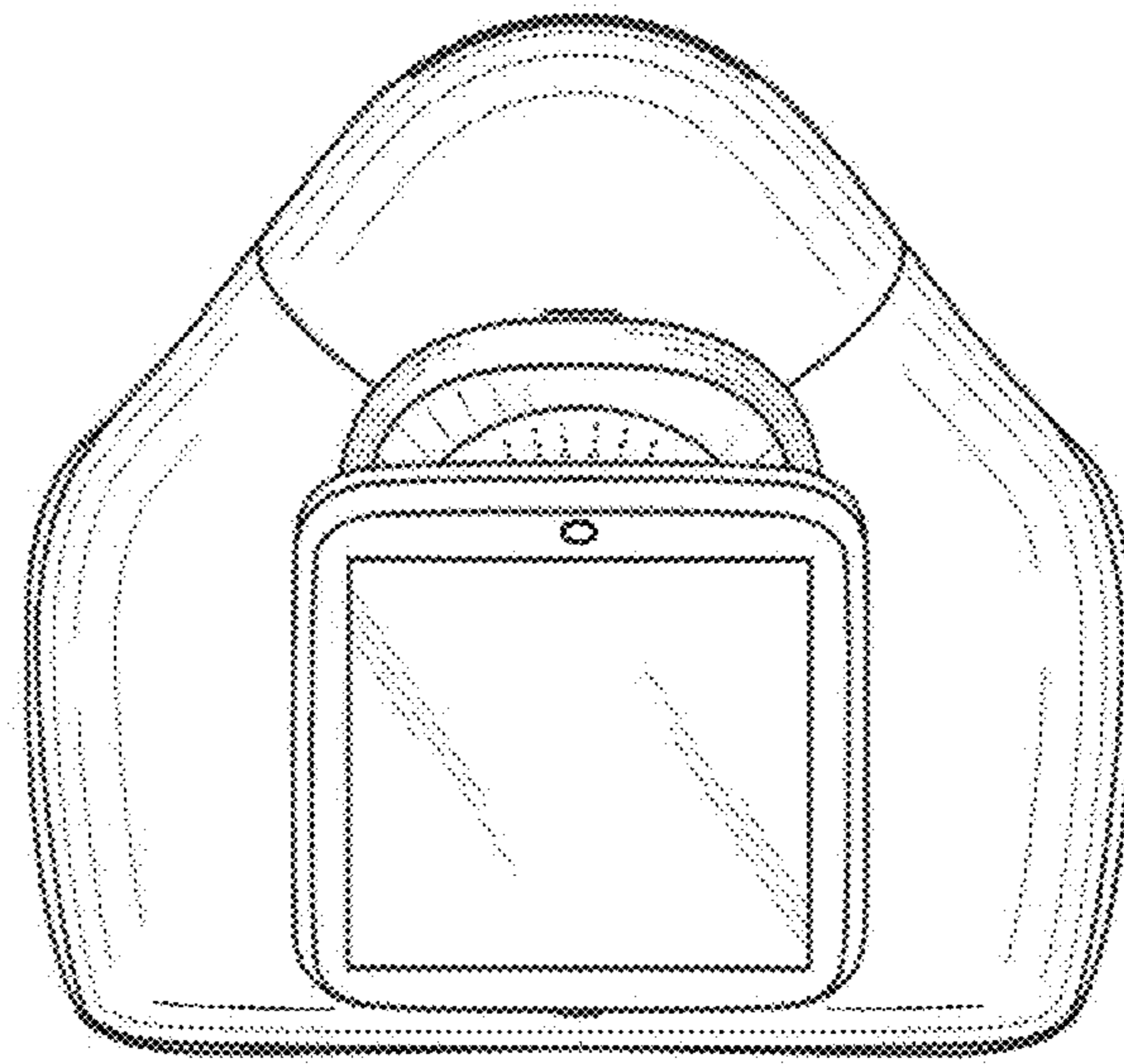


FIG. 4

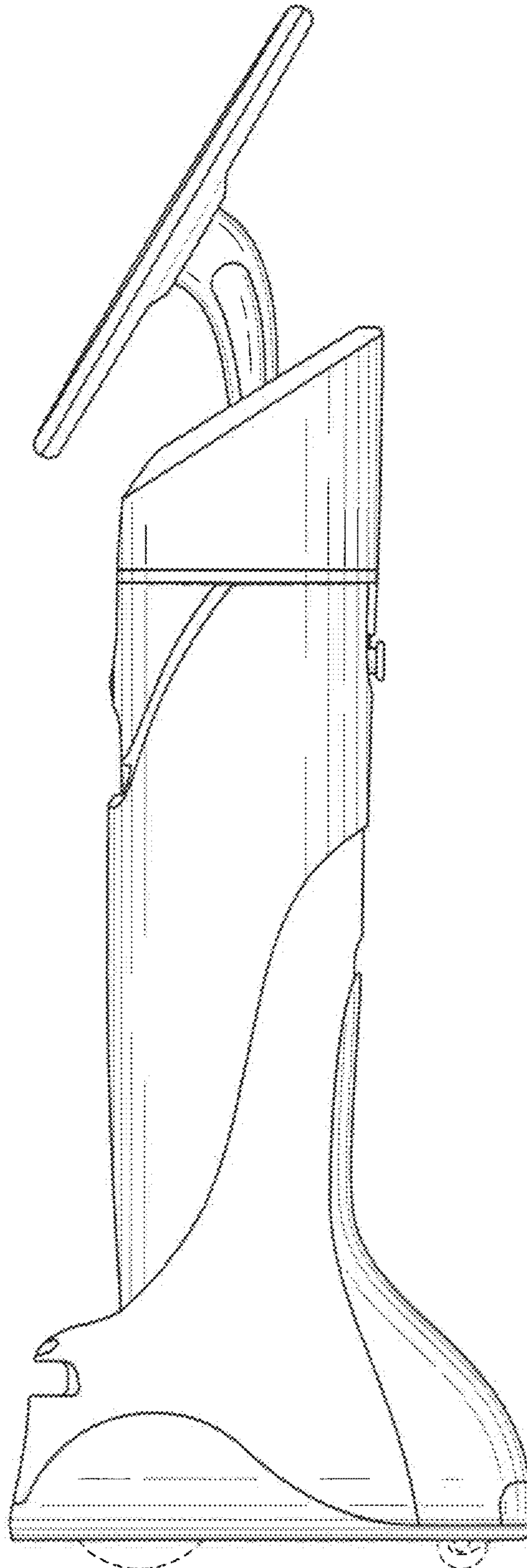


FIG. 5

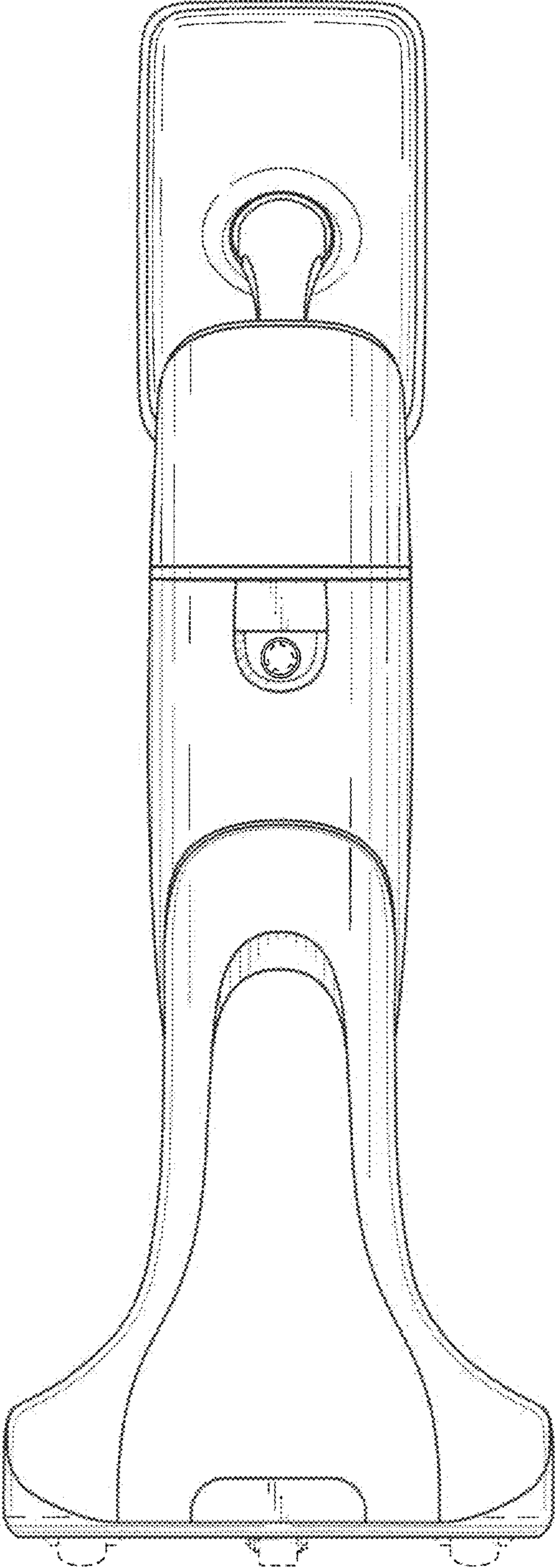


FIG. 6

