



US00D810795S

(12) **United States Design Patent**
Burke et al.

(10) **Patent No.:** **US D810,795 S**
(45) **Date of Patent:** **** Feb. 20, 2018**

(54) **REFRIGERATOR**

(71) Applicant: **Whirlpool Corporation**, Benton Harbor, MI (US)

(72) Inventors: **Julia B. Burke**, Chicago, IL (US);
Daniel Chow, St. Joseph, MI (US);
Todd Tunzi, St. Joseph, MI (US)

(73) Assignee: **Whirlpool Corporation**, Benton Harbor, MI (US)

(**) Term: **14 Years**

(21) Appl. No.: **29/520,679**

(22) Filed: **Mar. 17, 2015**

(51) **LOC (11) Cl.** **15-07**

(52) **U.S. Cl.**
USPC **D15/89**

(58) **Field of Classification Search**
USPC D15/79-91

(Continued)

(56) **References Cited**

U.S. PATENT DOCUMENTS

5,735,589 A 4/1998 Herrmann et al.
D505,140 S * 5/2005 Reed D15/89
(Continued)

FOREIGN PATENT DOCUMENTS

CN 101611281 A 12/2009
CN 201779952 U 3/2011
(Continued)

OTHER PUBLICATIONS

“Refrigerator Capacity & Organization: Making Room for More,”
GE Appliances, website, date unknown, <http://www.geappliances.ca/en/shopping-guides-and-design-ideas/shopping-guides/refrigerators/make-room-for-more-in-the-refrigerator>.

(Continued)

Primary Examiner — Ian Simmons

Assistant Examiner — Khawaja Anwar

(74) *Attorney, Agent, or Firm* — Price Heneveld LLP

(57) **CLAIM**

The ornamental design for a refrigerator, as shown and described.

DESCRIPTION

FIG. 1 is a front view of a refrigerator according to a first embodiment of our design in a first configuration thereof shown in place within an unclaimed refrigerator, back, right side, left side, top and bottom views showing no claimed portion of the design when in place within unclaimed portions of the refrigerator;

FIG. 2 is a front-perspective view of the refrigerator of FIG. 1 with unclaimed portions of the refrigerator removed;

FIG. 3 is a front view thereof;

FIG. 4 is a back view thereof;

FIG. 5 is a right side view thereof;

FIG. 6 is a left side view thereof;

FIG. 7 is a top view thereof;

FIG. 8 is a bottom view thereof;

FIG. 9 is a front view of a refrigerator according to the first embodiment of our design in a second configuration thereof shown in place within unclaimed portions of the refrigerator, a second embodiment of the design in a second configuration being a mirror-image of the first embodiment in the second configuration, and back, right side, left side, top and bottom views of the design showing no claimed portion of the design when in place within the unclaimed portions of the refrigerator;

FIG. 10 is a front-perspective view of the refrigerator of FIG. 9 with unclaimed portions of the refrigerator removed;

FIG. 11 is a front view thereof;

FIG. 12 is a back view thereof;

FIG. 13 is a right side view thereof;

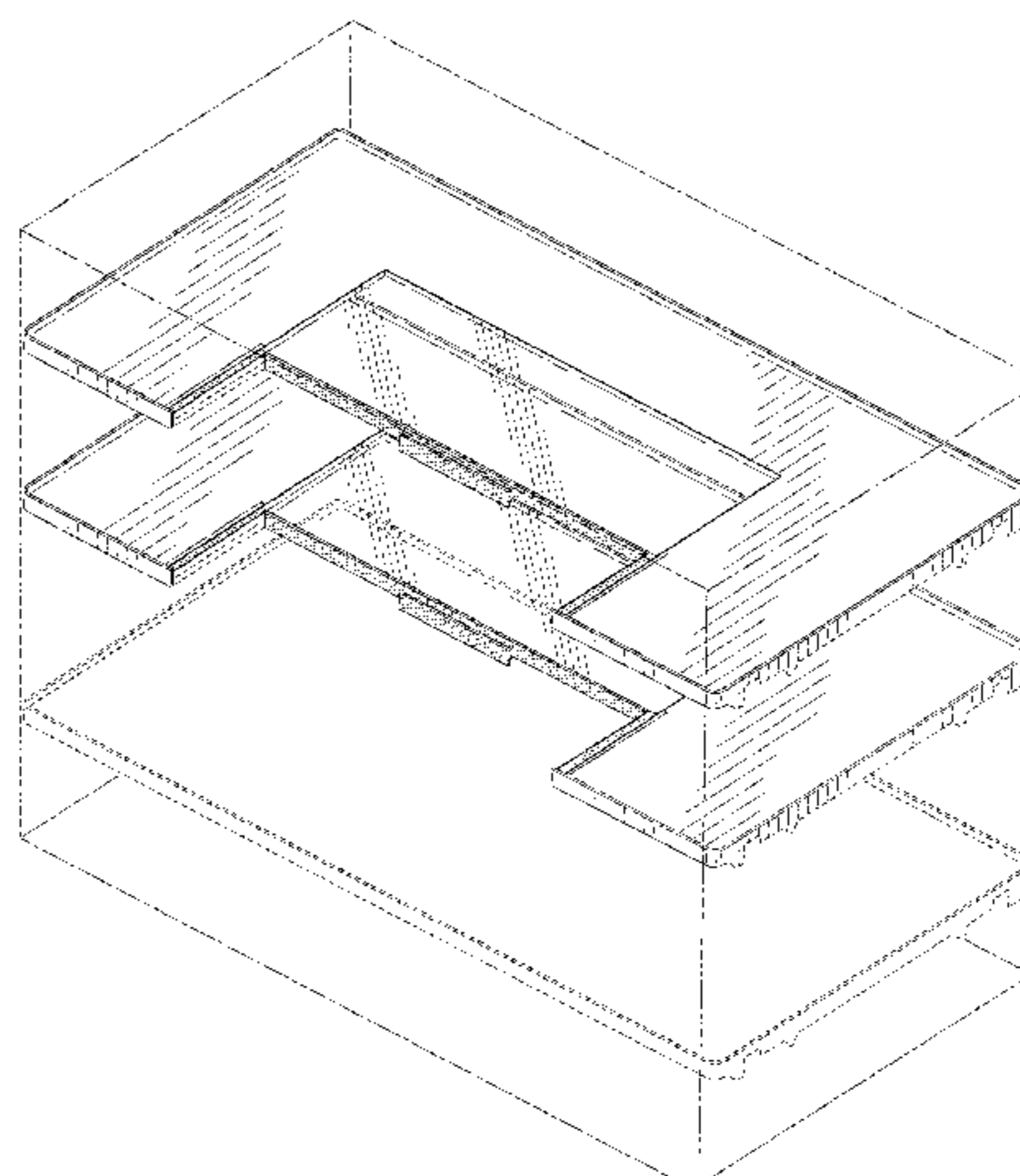
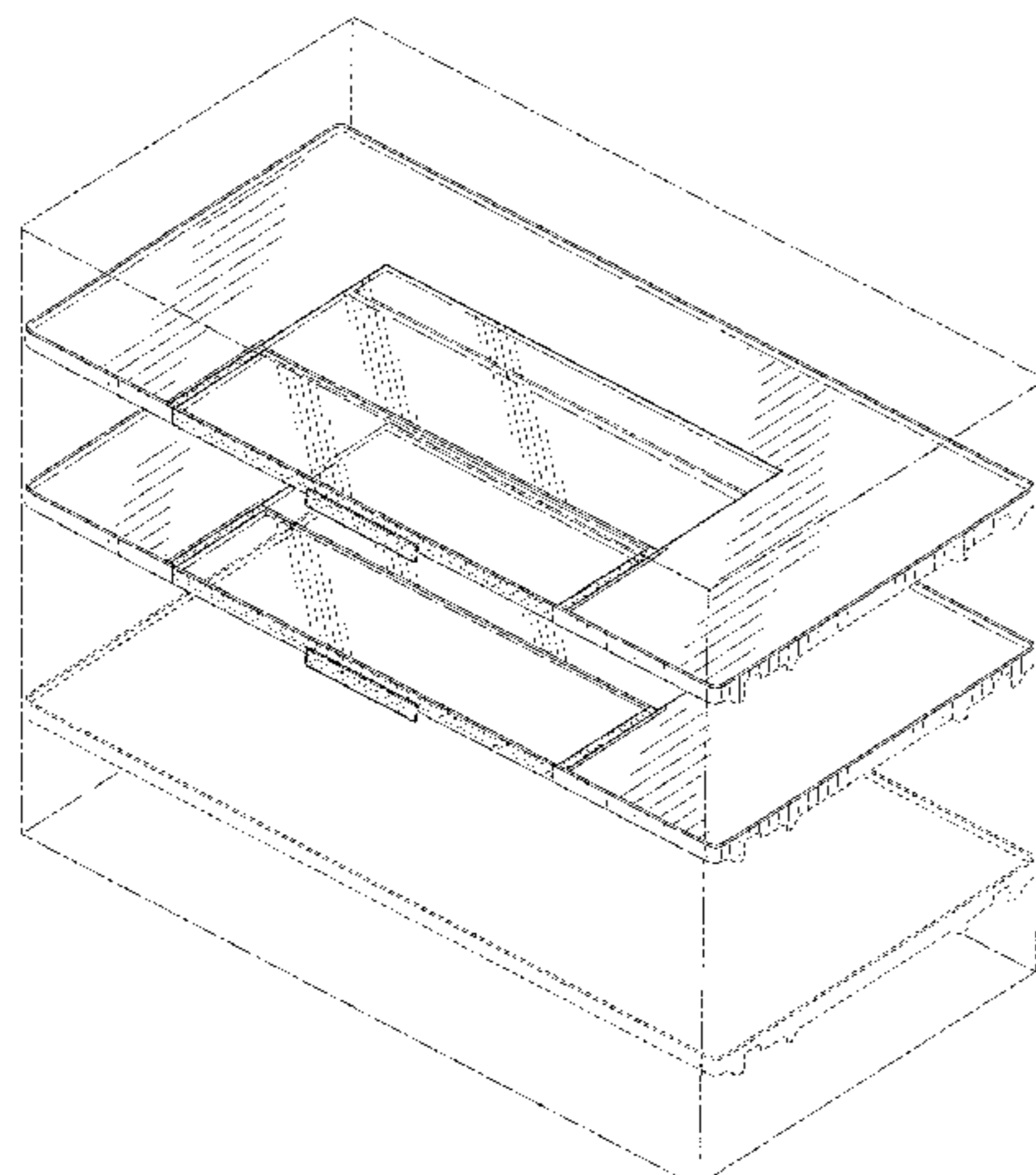
FIG. 14 is a left side view thereof;

FIG. 15 is a top view thereof; and,

FIG. 16 is a bottom view thereof.

Broken lines are environmental only and form no part of the claimed design. Additionally, broken lines between shaded and un-shaded areas represent bounds of the claimed design.

(Continued)



The applied shades in the drawings are presented to show a contrast in appearance.

The dash-dot depiction of a rectangular prism in FIGS. 2-9, and 10-16 that enclose claimed portions of the refrigerator with unclaimed portions of the refrigerator depicted in of FIGS. 1 and 9 removed is similarly unclaimed and represents a space within an interior of the refrigerator in which the claimed portion of the refrigerator may be present.

1 Claim, 16 Drawing Sheets

(58) **Field of Classification Search**

CPC F25D 11/00; F25D 11/02; F25D 13/00;
F25D 19/00; F25D 21/00; F25D 23/00;
F25D 2321/1441; F25D 2325/021; F25D
2325/022; F25D 2325/023

See application file for complete search history.

(56)

References Cited

U.S. PATENT DOCUMENTS

D516,100 S * 2/2006 Vardon D15/89
D516,102 S * 2/2006 Vardon D15/89
D523,034 S * 6/2006 Vardon D15/89
D525,633 S * 7/2006 Vardon D15/89
D551,262 S * 9/2007 Becke D15/89
7,878,344 B2 2/2011 Martin et al.
D656,970 S * 4/2012 Merritt D15/90
D669,506 S * 10/2012 Czach D15/89
8,403,438 B2 3/2013 Park et al.
D692,034 S * 10/2013 Seo D15/89
D694,288 S * 11/2013 Hottmann D15/89
D694,289 S * 11/2013 Hottmann D15/89
D694,292 S * 11/2013 Eby D15/89
D707,267 S * 6/2014 Choi D15/89
D709,927 S * 7/2014 Park D15/89
8,777,341 B2 7/2014 Amaral et al.

D710,405 S * 8/2014 Seo D15/89
D710,406 S * 8/2014 Seo D15/89
D711,943 S * 8/2014 Park D15/89
D714,840 S * 10/2014 Yang D15/89
D717,349 S * 11/2014 Seo D15/89
D719,986 S * 12/2014 Kim D15/89
D734,784 S * 7/2015 Kim D15/89
D745,581 S * 12/2015 Jeon D15/89
D747,369 S * 1/2016 McConnell D15/89
D747,370 S * 1/2016 Kim D15/89
D747,371 S * 1/2016 Lee D15/89
D747,372 S * 1/2016 Kim D15/89
D747,373 S * 1/2016 Lee D15/89
D748,165 S * 1/2016 McConnell D15/89
D754,759 S * 4/2016 McConnell D15/89
D756,551 S * 5/2016 Handt D26/28
D761,884 S * 7/2016 Austin D15/89
2003/0020387 A1 1/2003 Wing et al.
2011/0115356 A1 5/2011 Nash et al.
2012/0091084 A1 4/2012 Amaral et al.
2013/0020922 A1 1/2013 Jang

FOREIGN PATENT DOCUMENTS

CN 102395849 A 3/2012
CN 102494496 A 6/2012
CN 102135363 B 12/2012
CN 102829604 A 12/2012
CN 102889744 A 1/2013
EP 577939 A1 1/1994
JP 2002090054 A 3/2002
KR 10431346 B1 5/2004
KR 10756887 B1 9/2007
WO 2008015180 A2 2/2008
WO 2009155679 A2 12/2009

OTHER PUBLICATIONS

“GE Profile Side by Side Refrigerators”, Abt, website, date unknown, http://www.abt.com/ge/GE_Profile_SidebySide.

* cited by examiner

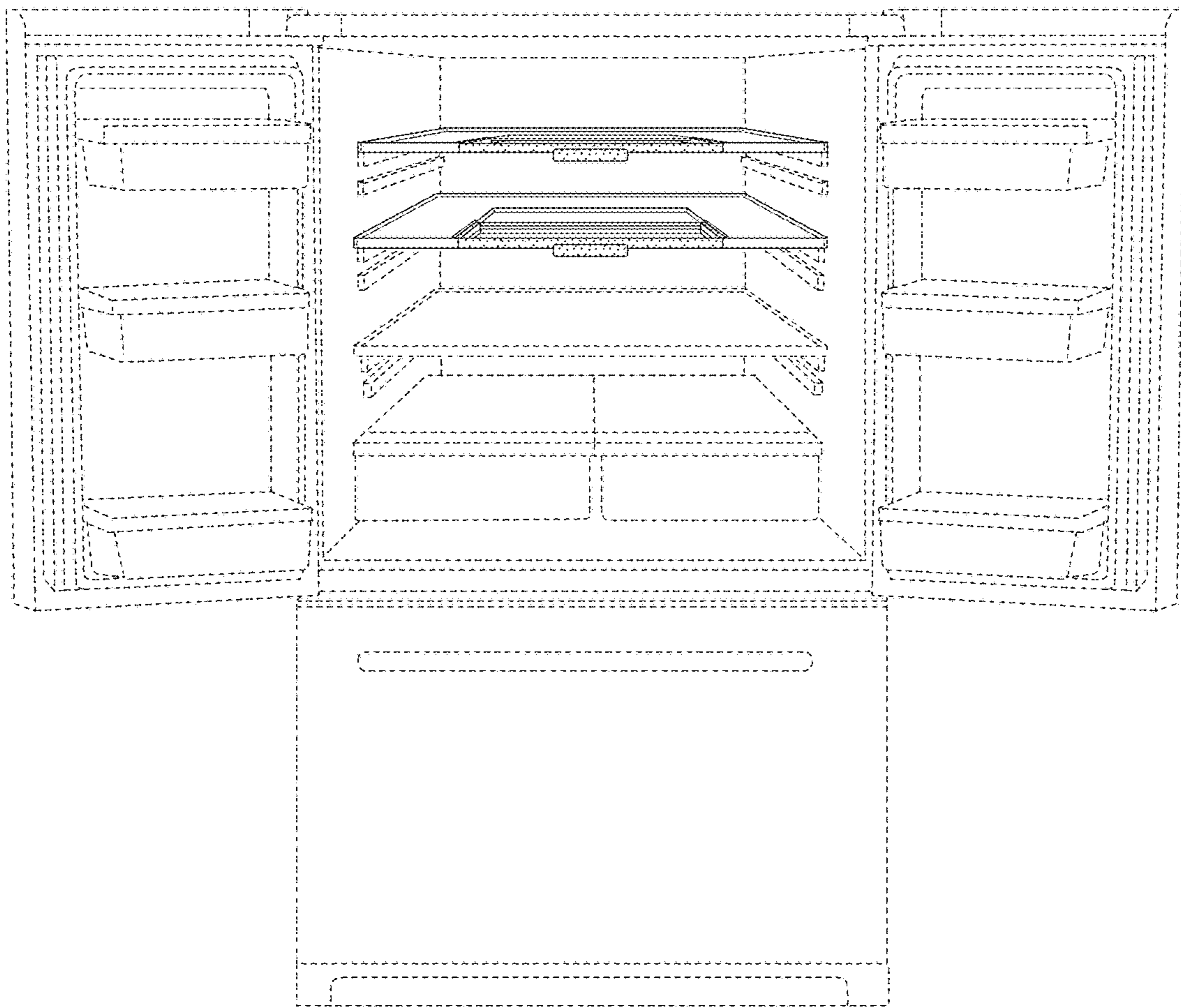


FIG. 1

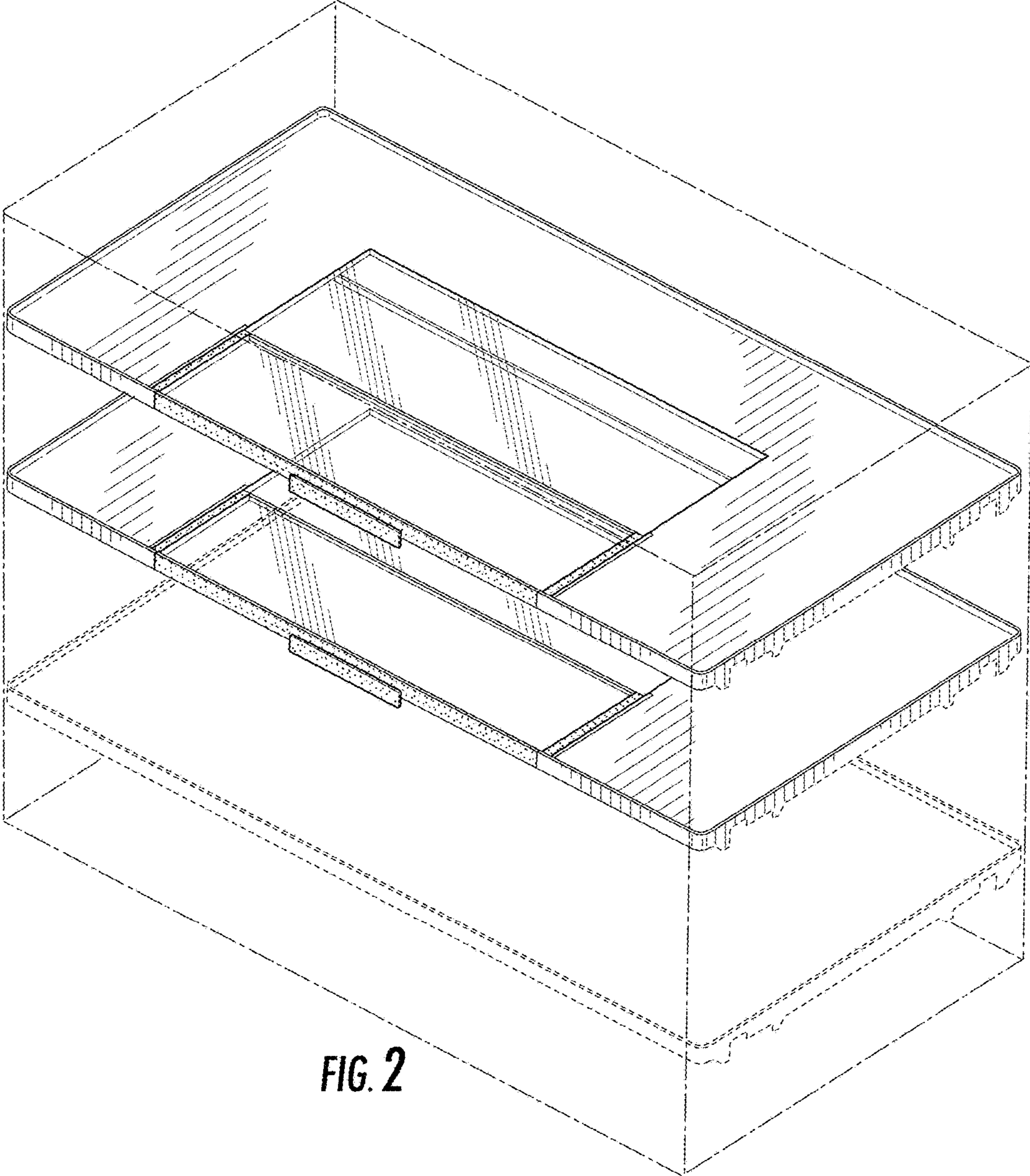


FIG. 2

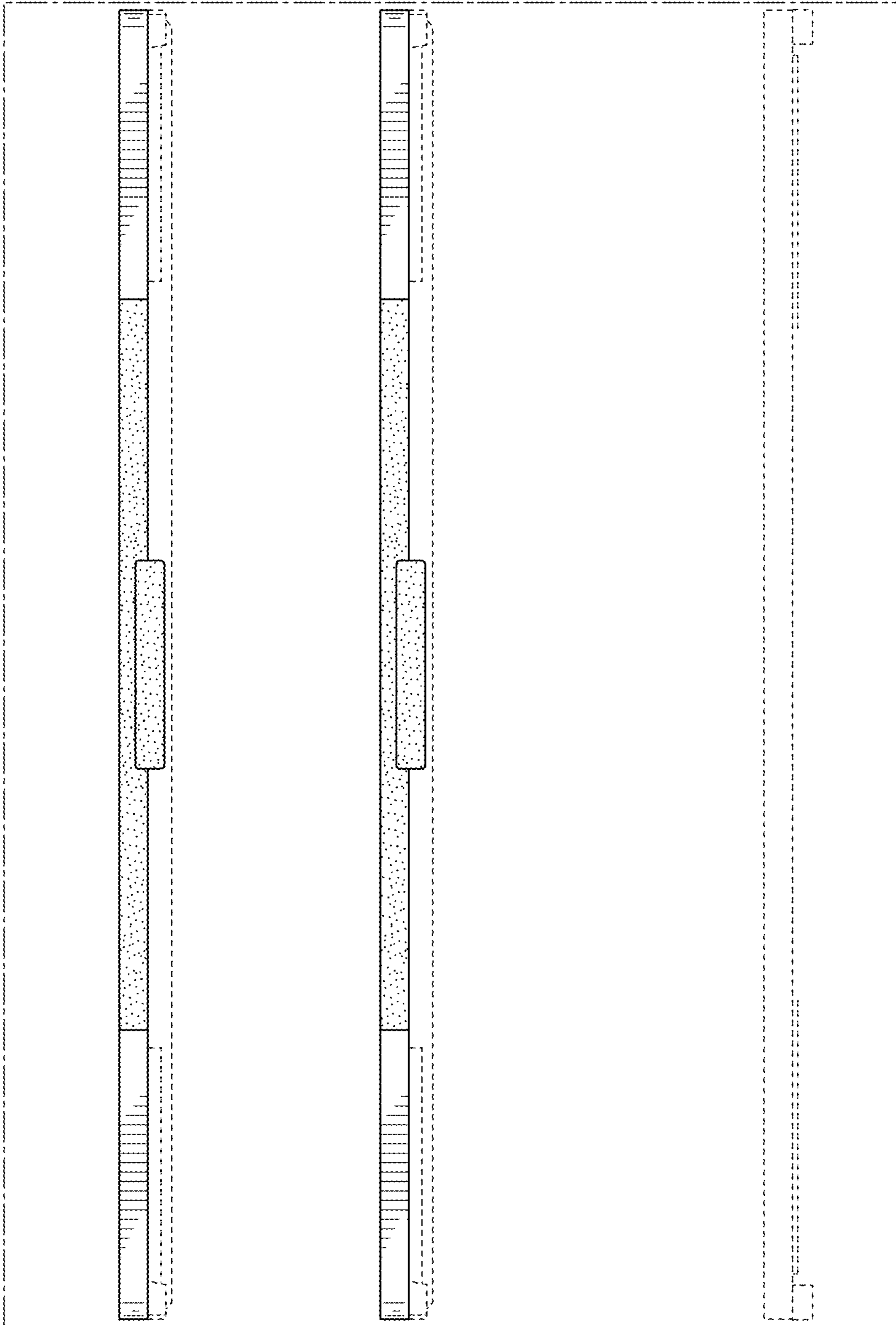


FIG. 3




FIG. 4

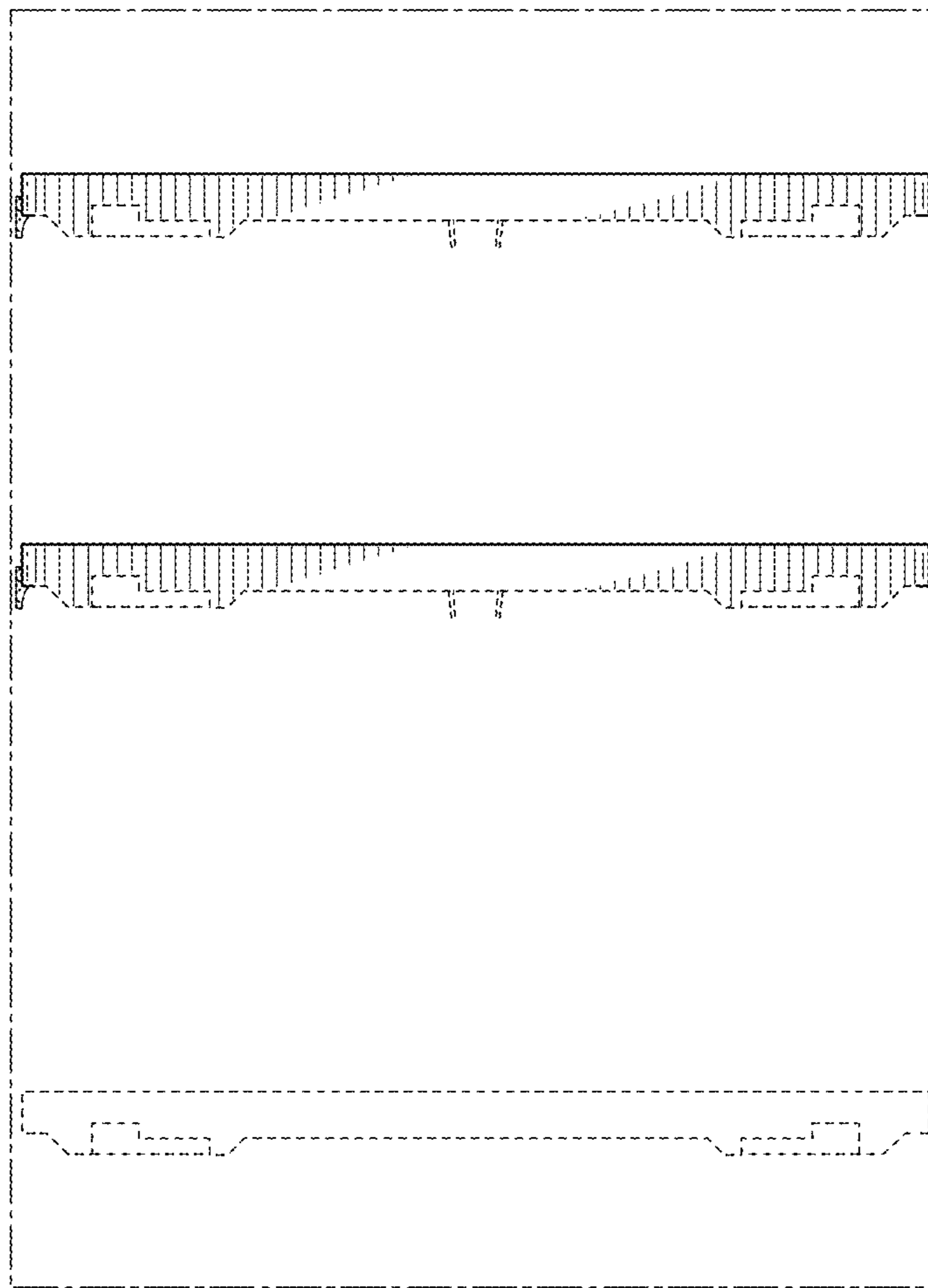


FIG. 5

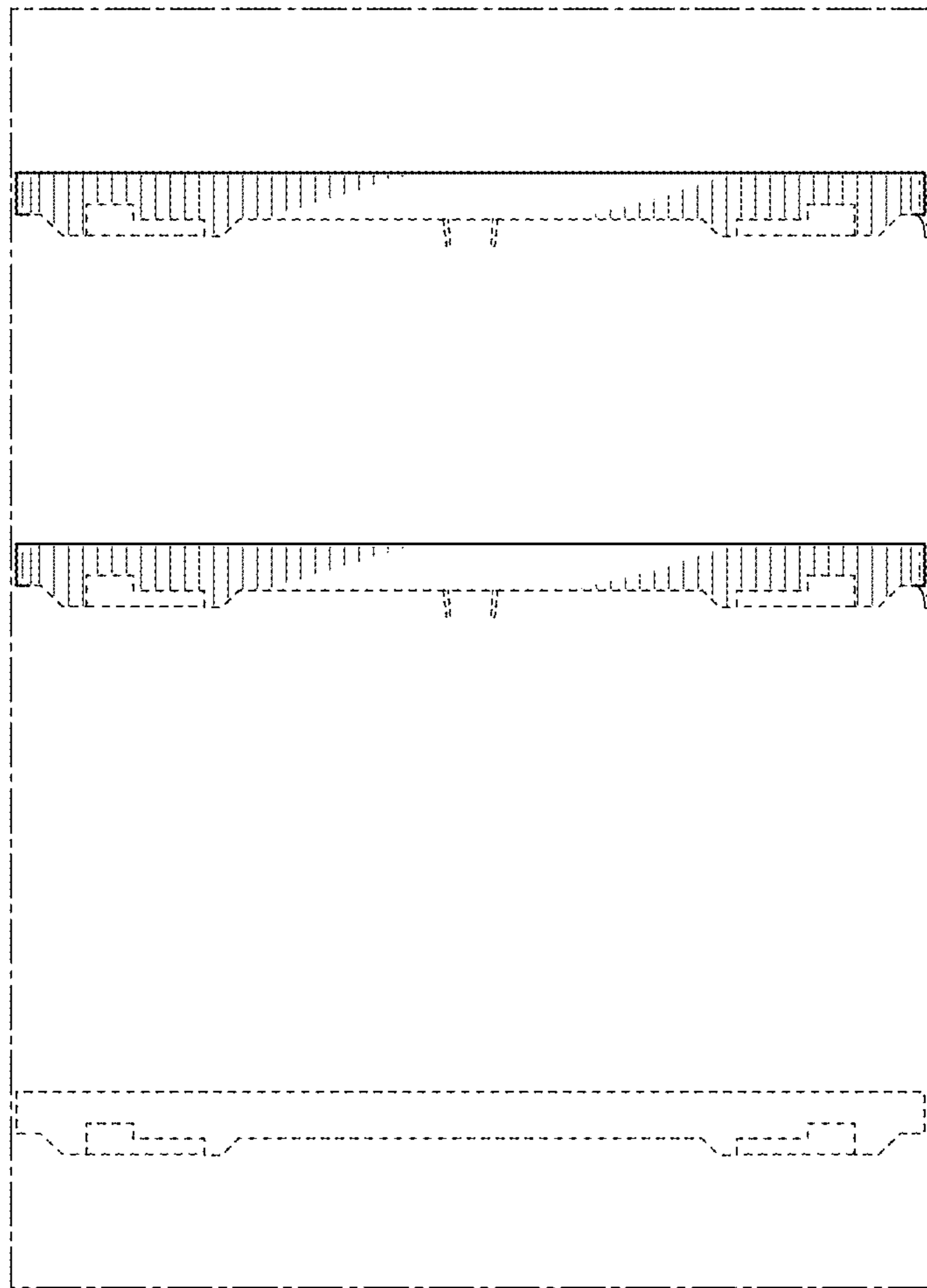


FIG. 6




FIG. 7




FIG. 8

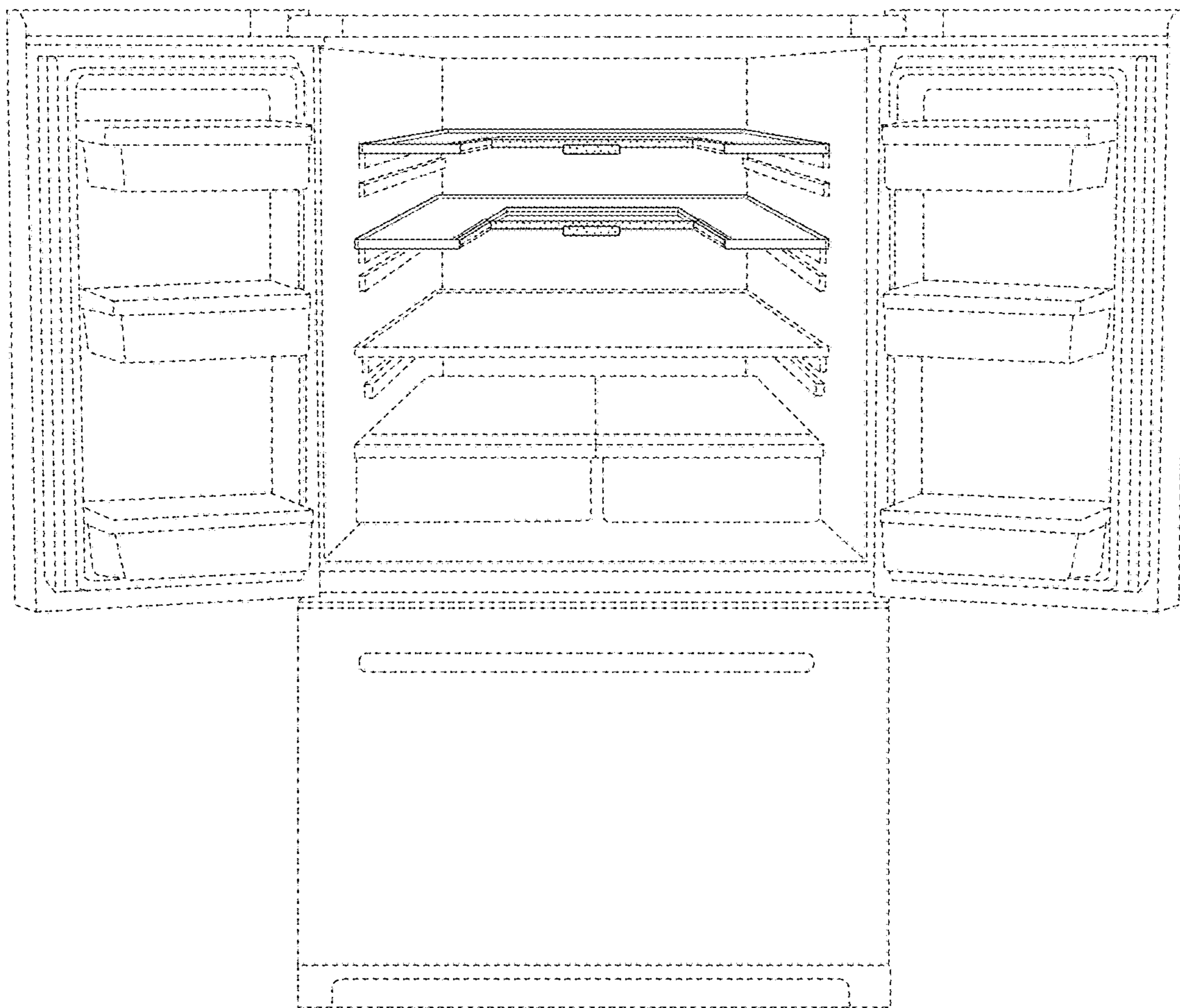


FIG. 9

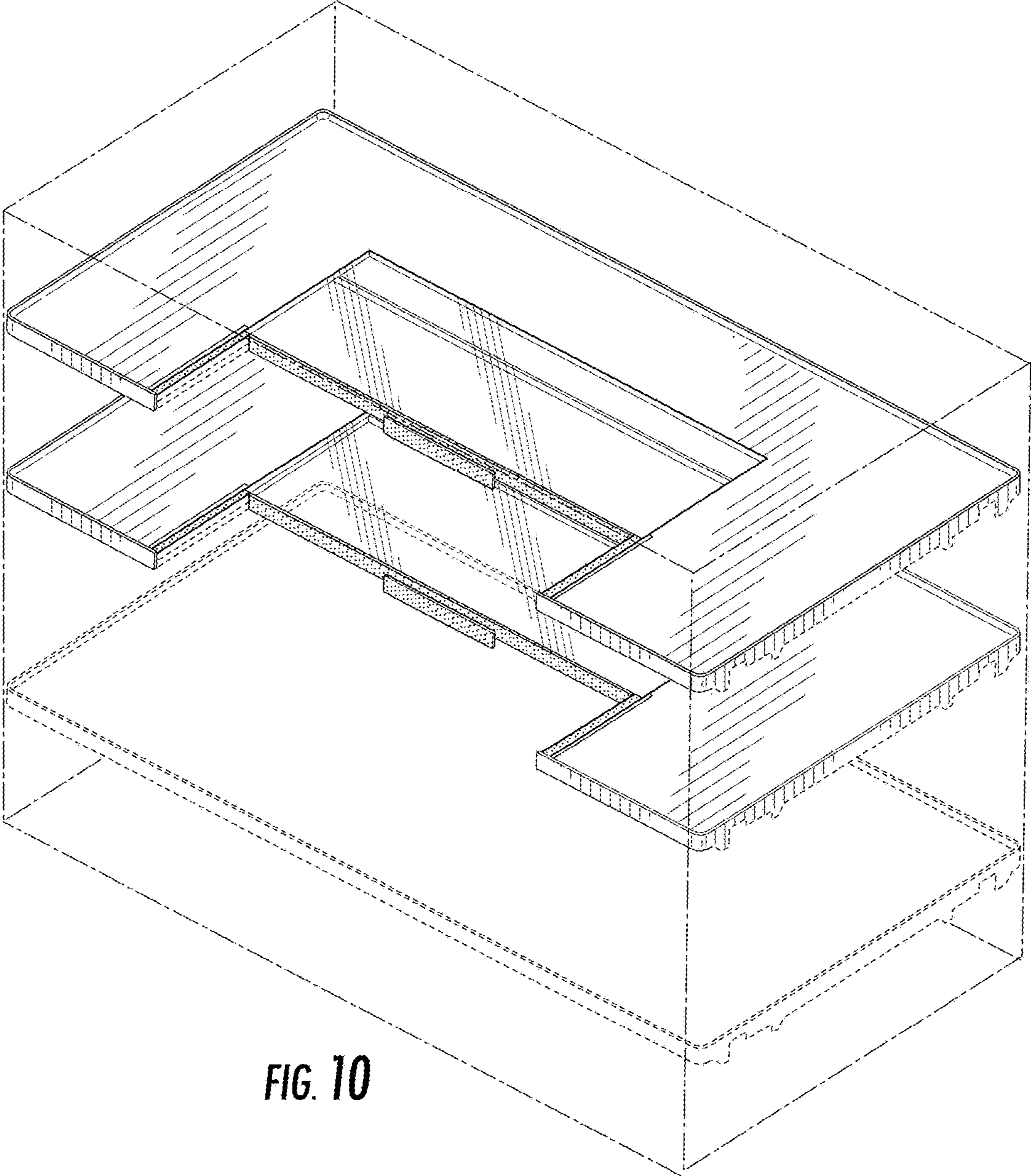


FIG. 10

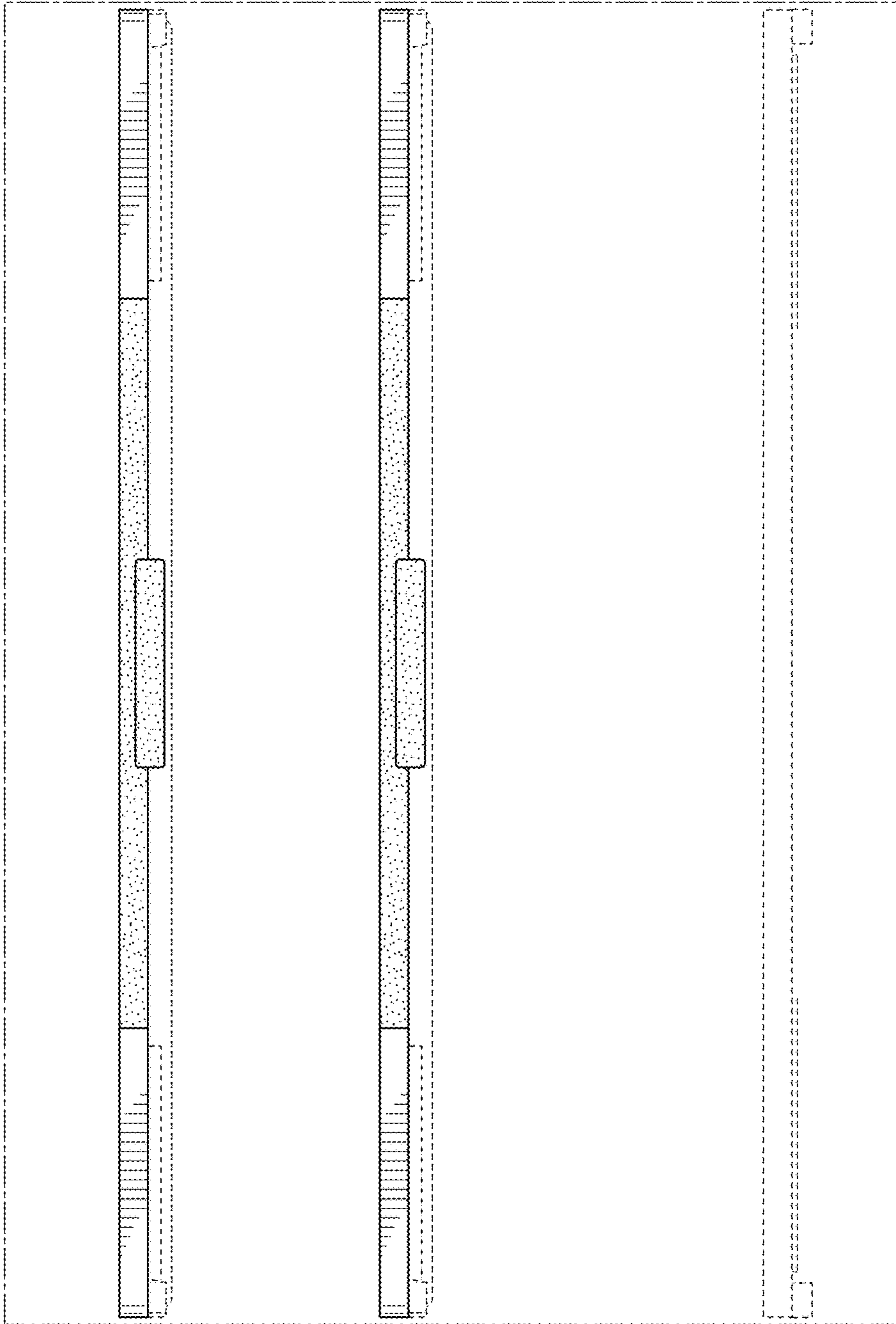


FIG. 11



FIG. 12

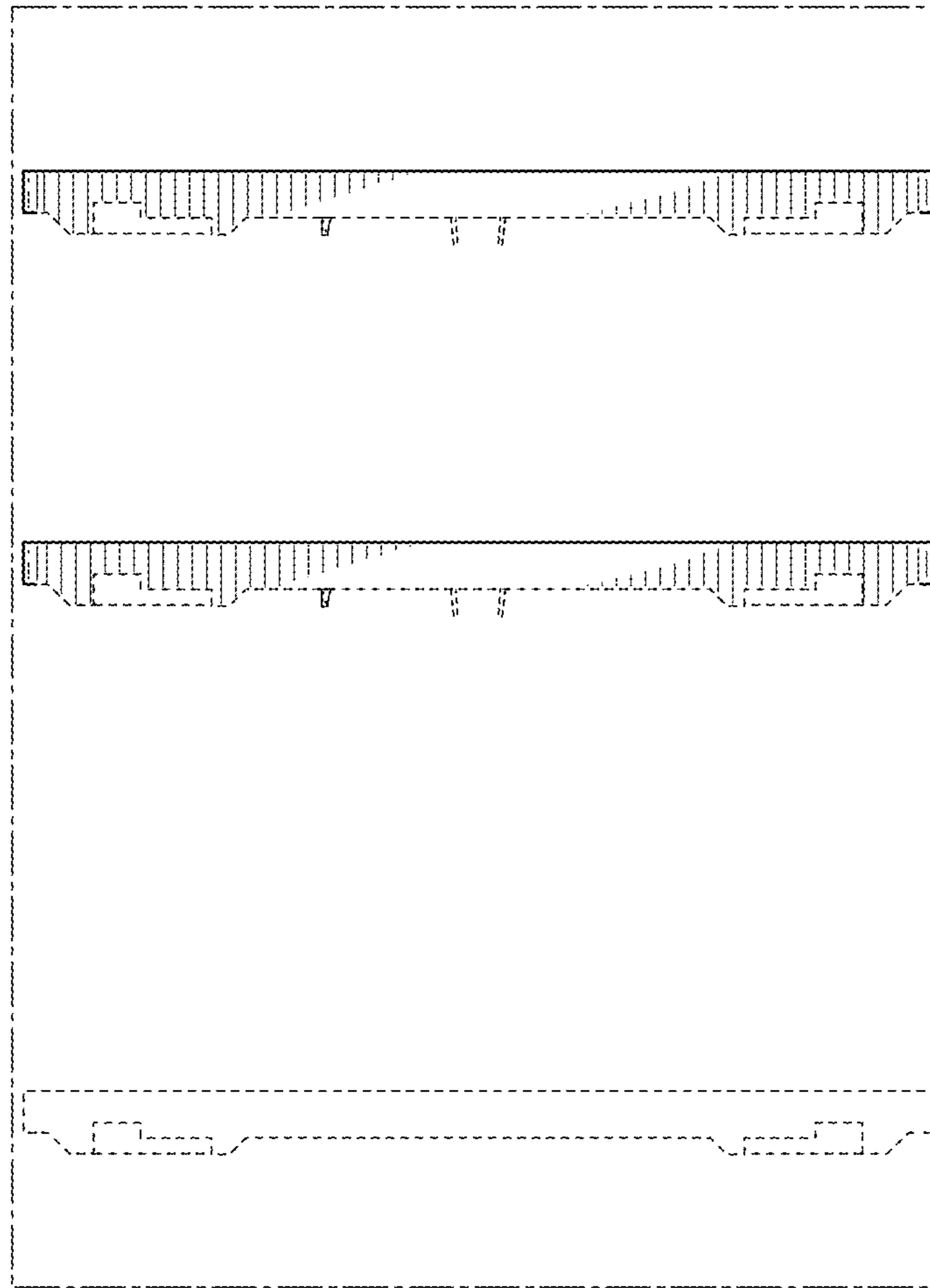


FIG. 13

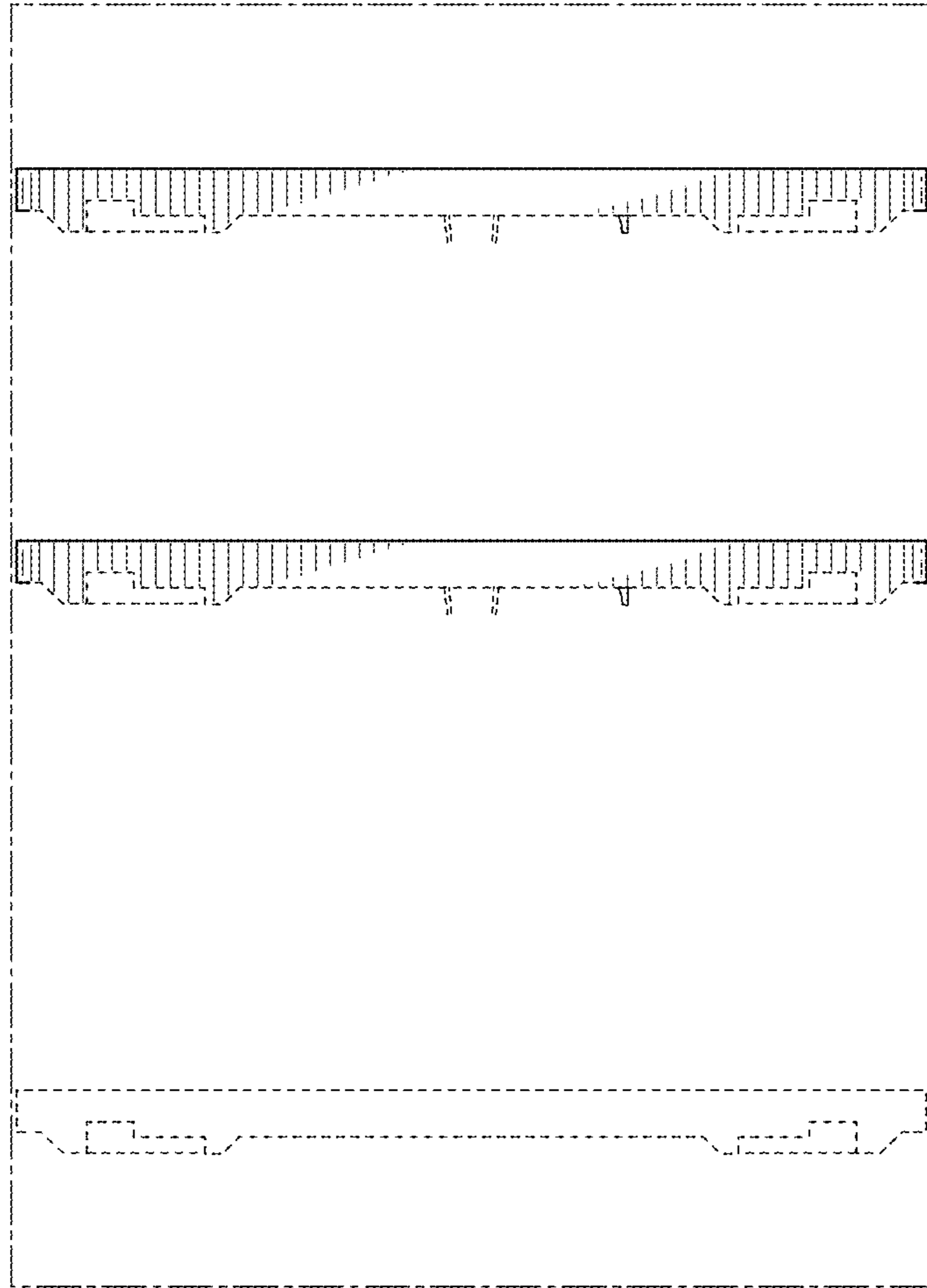


FIG. 14

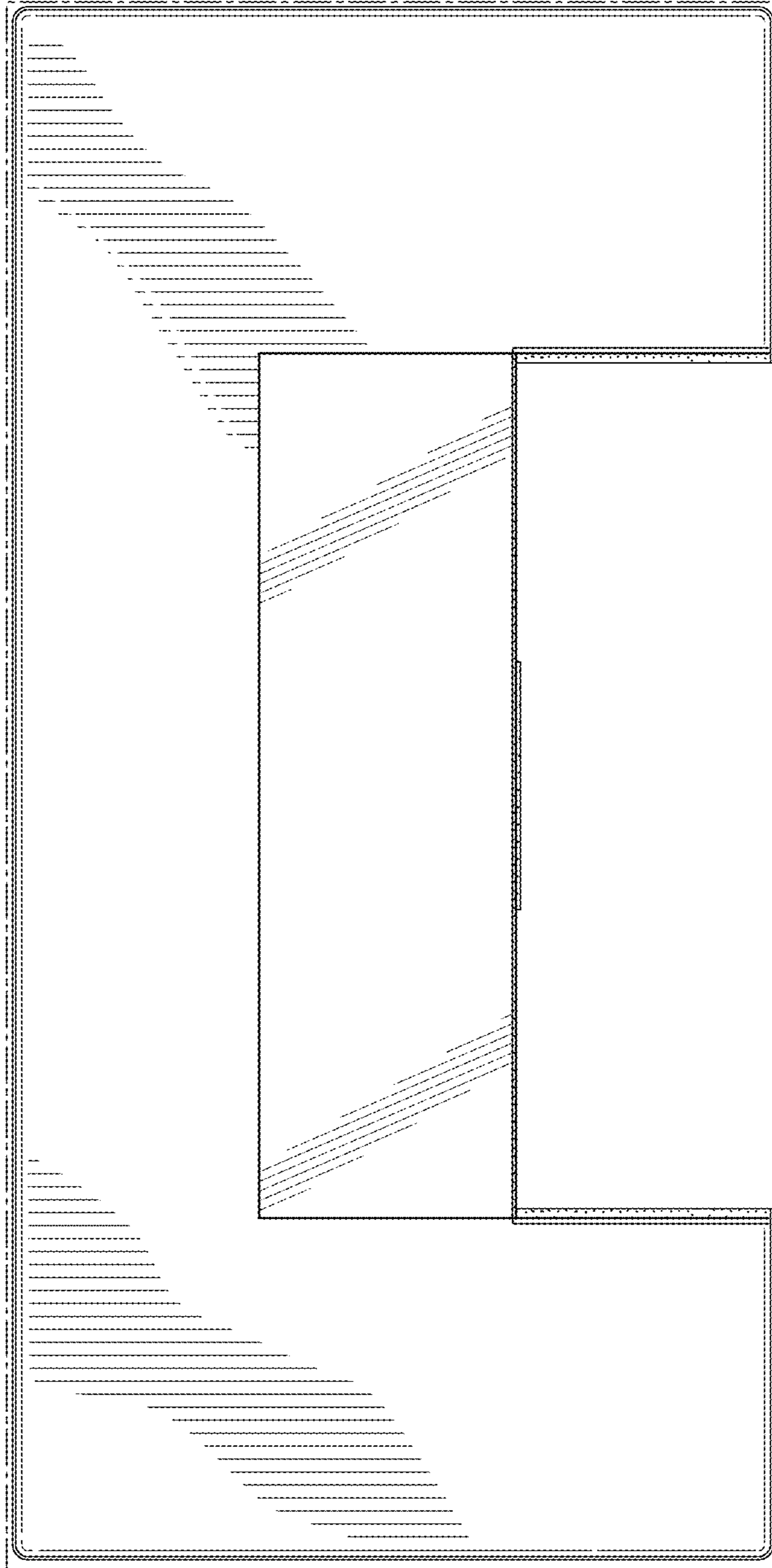


FIG. 15




FIG. 16