



US00D810770S

(12) **United States Design Patent**
Trahan et al.

(10) **Patent No.:** **US D810,770 S**

(45) **Date of Patent:** **** Feb. 20, 2018**

(54) **DISPLAY PANEL OR PORTION THEREOF WITH GRAPHICAL USER INTERFACE**

(71) Applicant: **UIPCO, LLC**, San Antonio, TX (US)

(72) Inventors: **Meagan Trahan**, San Antonio, TX (US); **Ingeborg Burch**, San Antonio, TX (US); **Christine Catsifas**, San Antonio, TX (US); **Marty Lee Mendivil**, San Antonio, TX (US)

(73) Assignee: **UIPCO, LLC**, San Antonio, TX (US)

(**) Term: **15 Years**

(21) Appl. No.: **29/578,357**

(22) Filed: **Sep. 21, 2016**

(51) **LOC (11) Cl.** **14-04**

(52) **U.S. Cl.**
USPC **D14/486**

(58) **Field of Classification Search**
USPC D14/485, 486–488, 489–495
CPC G06F 19/34; G06F 19/3418; G06F 3/0482;
G06F 2203/04807; H04N
1/00408–1/00437; H04M 1/2477
See application file for complete search history.

(56) **References Cited**

U.S. PATENT DOCUMENTS

D631,888	S	*	2/2011	Vance	D14/486
D736,788	S	*	8/2015	Rosenberg	D14/485
9,131,063	B2	*	9/2015	Larson	G06F 3/0482
D757,031	S	*	5/2016	Chen	D14/485
D759,662	S	*	6/2016	Panjabi	D14/485
D759,675	S	*	6/2016	Looney	D14/485
D759,688	S	*	6/2016	Wu	D14/486
D760,248	S	*	6/2016	Suarez	D14/485
D761,294	S	*	7/2016	Weeresinghe	D14/486
D765,709	S	*	9/2016	Gagnier	D14/486
D770,512	S	*	11/2016	Koser	D14/487

D771,104	S	*	11/2016	Bae	D14/486
D780,191	S	*	2/2017	Kelley	D14/485
D788,127	S	*	5/2017	Evnin	D14/485
D795,279	S	*	8/2017	Van Every	D14/486
D797,768	S	*	9/2017	Shewman	D14/485
2009/0307105	A1	*	12/2009	Lemay	G06F 8/61 705/26.1
2014/0026088	A1	*	1/2014	Monte	G01C 21/3682 715/765
2014/0180711	A1	*	6/2014	Kamen	G06Q 10/06 705/2
2014/0189608	A1	*	7/2014	Shuttleworth	G06F 3/0484 715/863
2017/0147296	A1	*	5/2017	Kumar	G06F 8/22

* cited by examiner

Primary Examiner — Robin V Webster

Assistant Examiner — Rachel A Voorhies

(74) *Attorney, Agent, or Firm* — Fish & Richardson P.C.

(57) **CLAIM**

The ornamental design for a display panel or portion thereof with graphical user interface, as shown and described.

DESCRIPTION

FIG. 1 is a front view of a first image in a sequence for a display panel or portion thereof with graphical user interface, showing our new design.

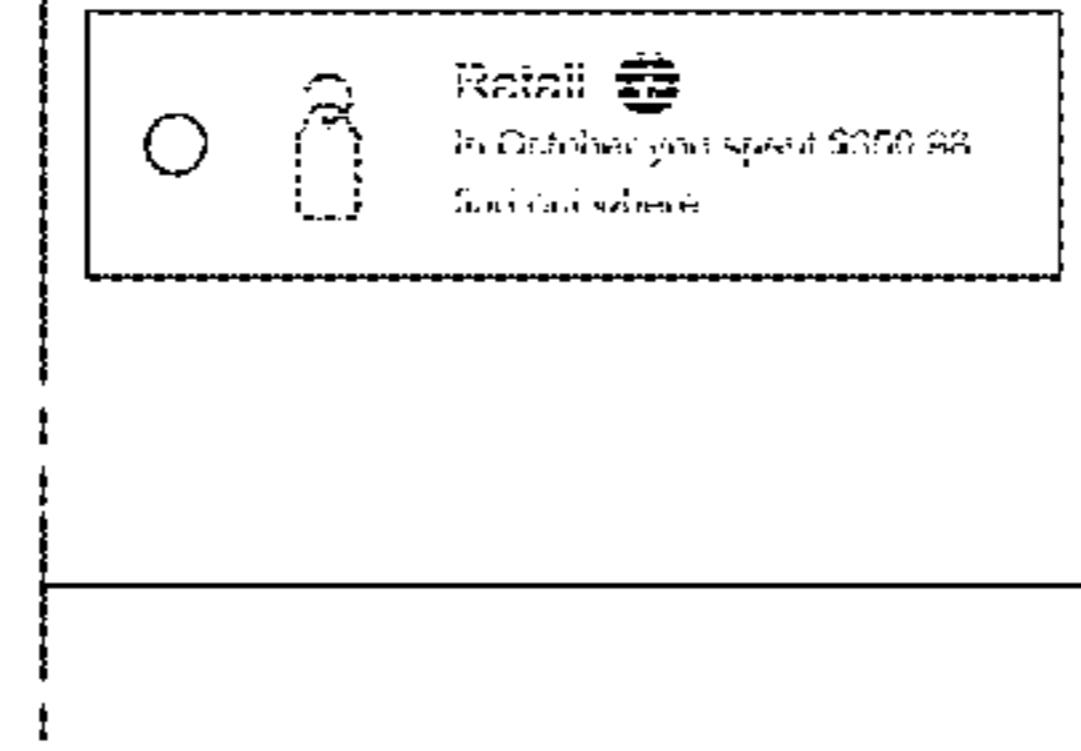
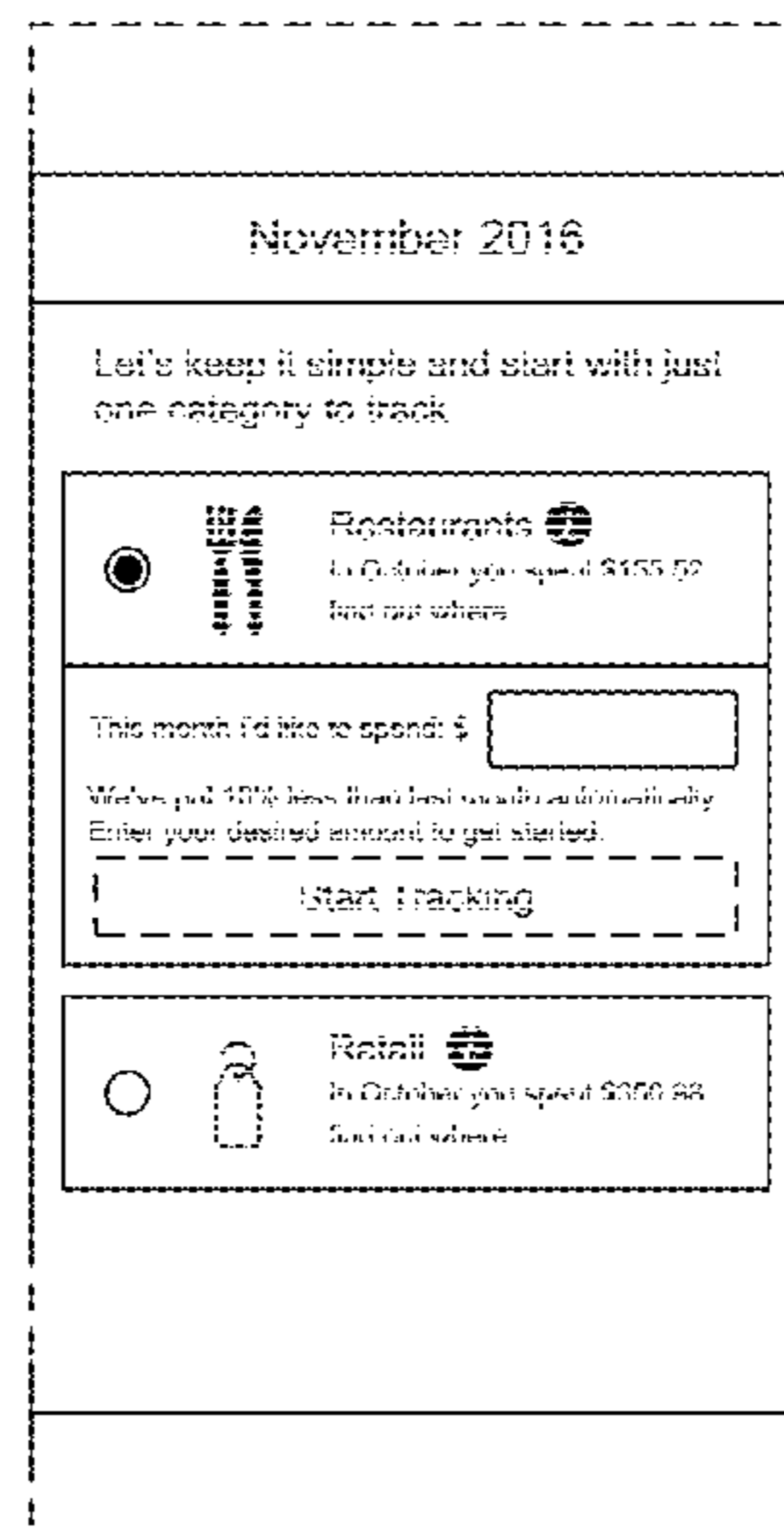
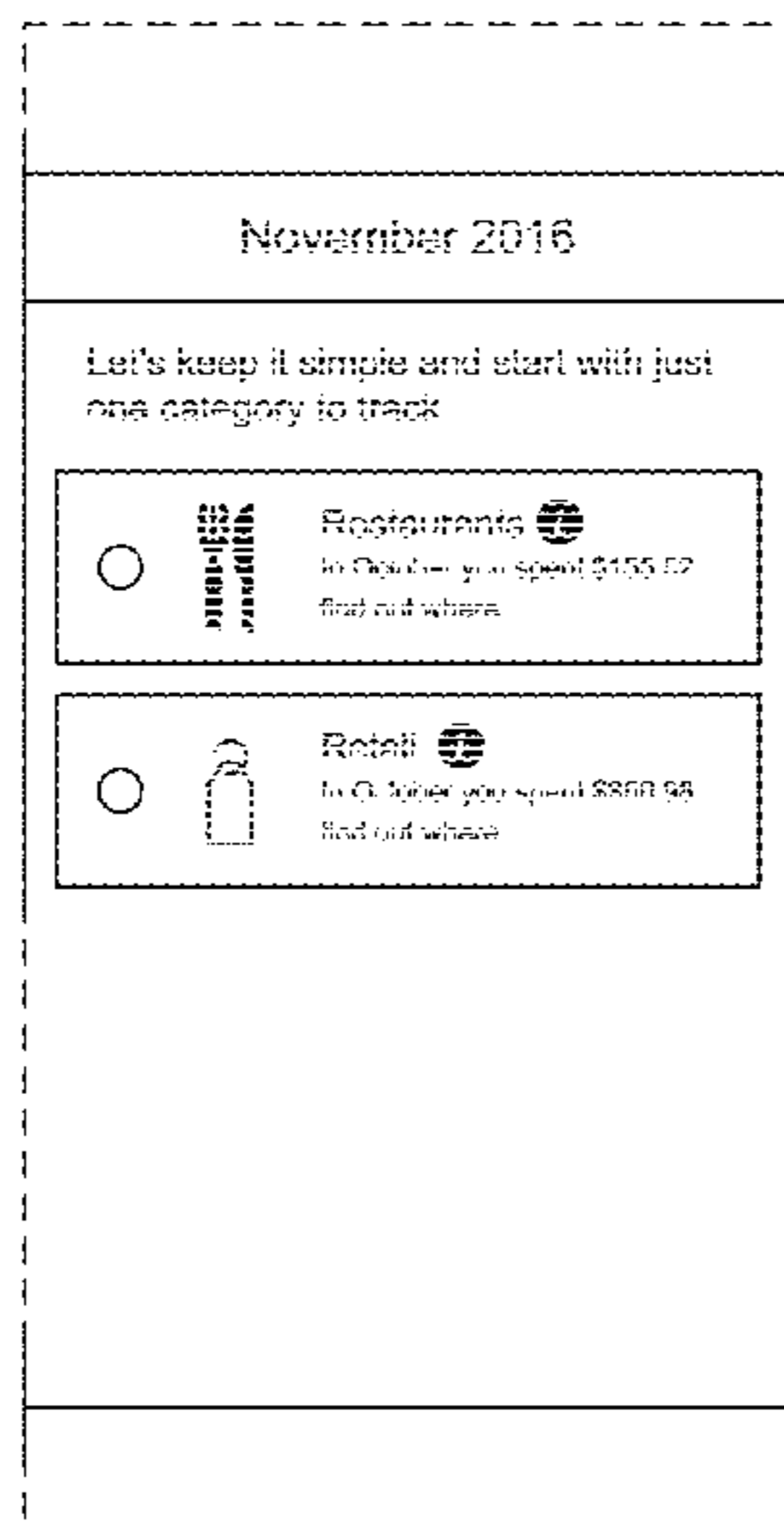
FIG. 2 is a front view of a second image in the sequence thereof; and,

FIG. 3 is a front view of a third image in the sequence thereof.

The appearance of the transitional image sequentially transitions between the images shown in FIGS. 1-3. The process or period in transitions between images forms no part of the claimed design.

The broken lines showing a portion of a display panel and portions of the graphical user interface in FIGS. 1-3 form no part of the claimed design.

1 Claim, 1 Drawing Sheet






FIG. 3

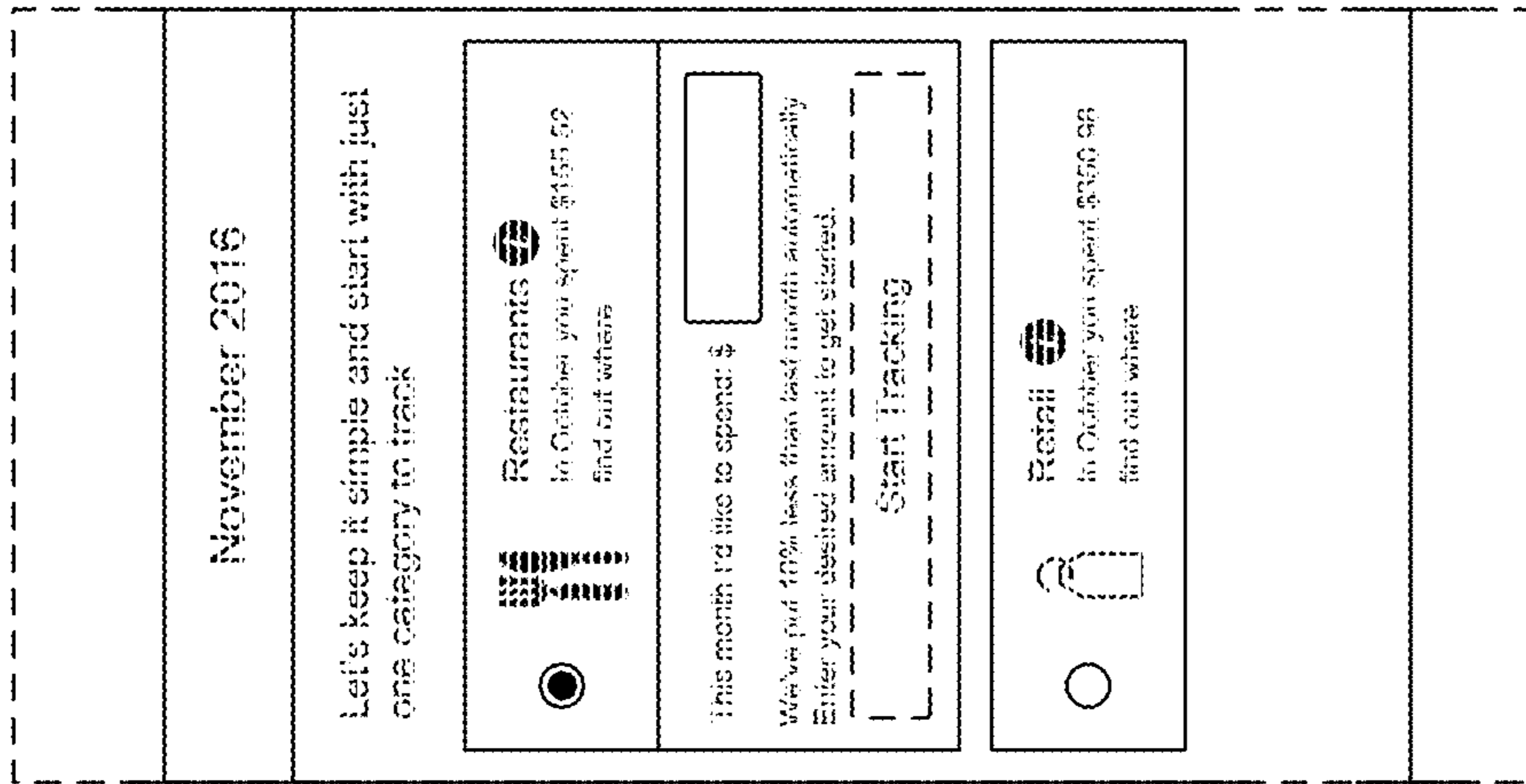


FIG. 2

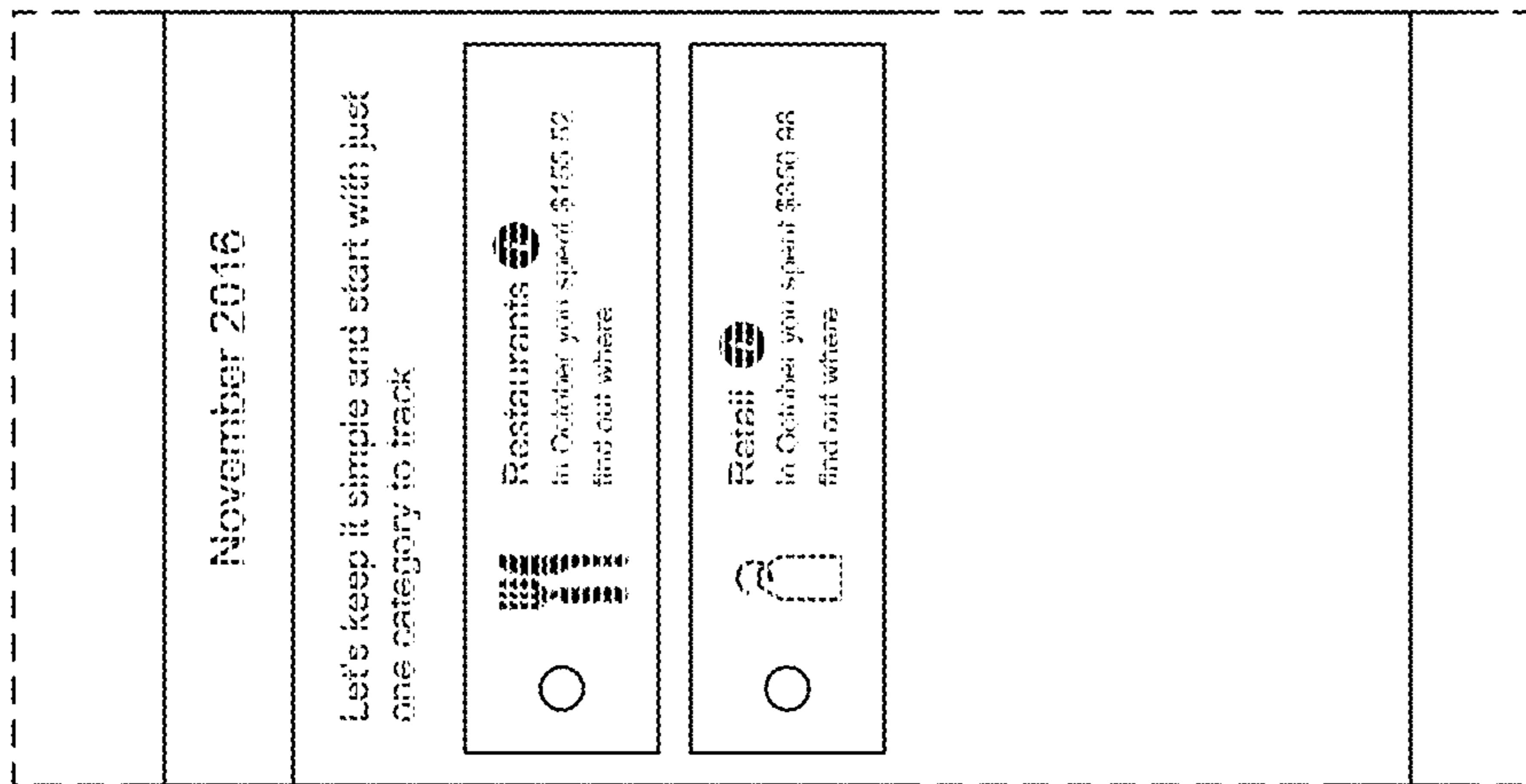


FIG. 1