



US00D810749S

(12) **United States Design Patent**
Zhang

(10) **Patent No.:** **US D810,749 S**

(45) **Date of Patent:** **** Feb. 20, 2018**

(54) **DATA CABLE**

(71) Applicant: **Ping Zhang**, Shishou (CN)

(72) Inventor: **Ping Zhang**, Shishou (CN)

(**) Term: **15 Years**

(21) Appl. No.: **29/594,304**

(22) Filed: **Feb. 17, 2017**

(51) **LOC (11) Cl.** **14-02**

(52) **U.S. Cl.**
USPC **D14/433**

(58) **Field of Classification Search**
USPC D14/240, 242, 356, 358, 363, 365, 367,
D14/370, 432-437, 439, 498, 125, 366,
D14/168, 496; D13/147, 164, 123, 133,
D13/146, 110, 199, 103, 162, 159, 160,
D13/184; 361/683, 684, 686, 724, 735,
361/737, 752; D18/40
CPC H01R 25/006; H01R 27/02; H01R 31/005;
G06F 13/4022; G06F 13/382; G06F
1/1632; G06F 1/1684; G06F 1/20; G06F
1/1607

See application file for complete search history.

(56) **References Cited**

U.S. PATENT DOCUMENTS

D709,504 S * 7/2014 Breines D14/433
D716,235 S * 10/2014 Tien D13/147
D727,907 S * 4/2015 Higashi D14/433
D730,903 S * 6/2015 Langhammer D14/433

D731,488 S * 6/2015 Lee D14/433
D733,142 S * 6/2015 Solomon D14/433
D743,965 S * 11/2015 Laffon de Mazieres D13/154
D746,291 S * 12/2015 Solomon D14/433
D755,790 S * 5/2016 Salvatori D14/433
D756,817 S * 5/2016 Fries D10/78
D761,262 S * 7/2016 Solomon D14/433
D779,492 S * 2/2017 Lin D14/433
D782,485 S * 3/2017 Cai D14/433
D783,620 S * 4/2017 Uggla D14/435.1
D784,340 S * 4/2017 Laffon de Mazieres D14/433
D790,069 S * 6/2017 Wong D24/187
D795,816 S * 8/2017 He D13/153
D800,731 S * 10/2017 He D14/433

* cited by examiner

Primary Examiner — Austin Murphy
(74) *Attorney, Agent, or Firm* — Matthias Scholl, PC;
Matthias Scholl

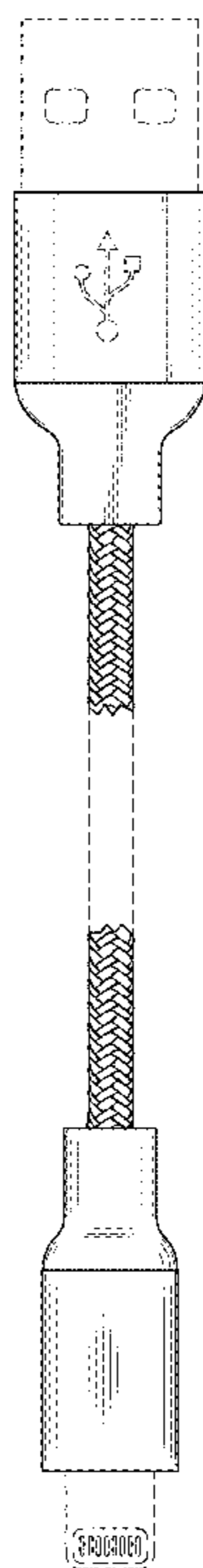
(57) **CLAIM**

The ornamental design for a data cable, as shown and described.

DESCRIPTION

FIG. 1 is a front elevational view of a data cable;
FIG. 2 is a rear elevational view thereof;
FIG. 3 is a left side elevational view thereof;
FIG. 4 is a right side elevational view thereof;
FIG. 5 is a top plan view thereof;
FIG. 6 is a bottom plan view thereof; and,
FIG. 7 is a perspective view thereof.

1 Claim, 7 Drawing Sheets



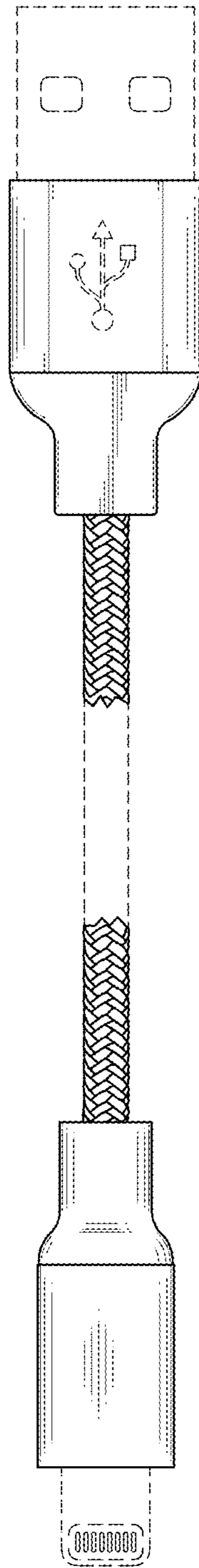


FIG. 1

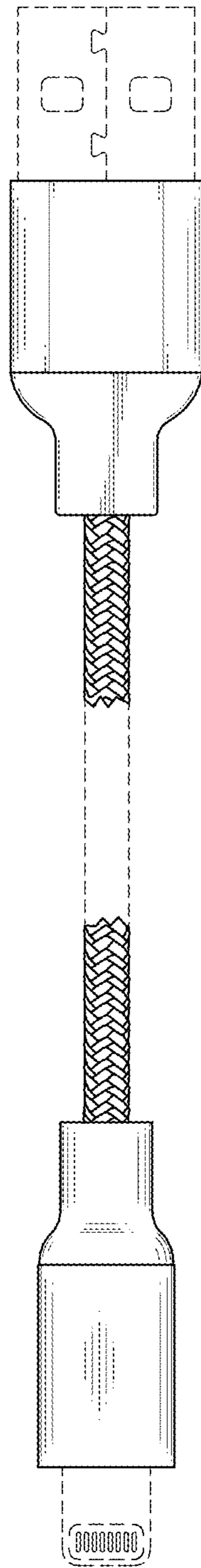


FIG. 2




FIG. 3




FIG. 4



FIG. 5

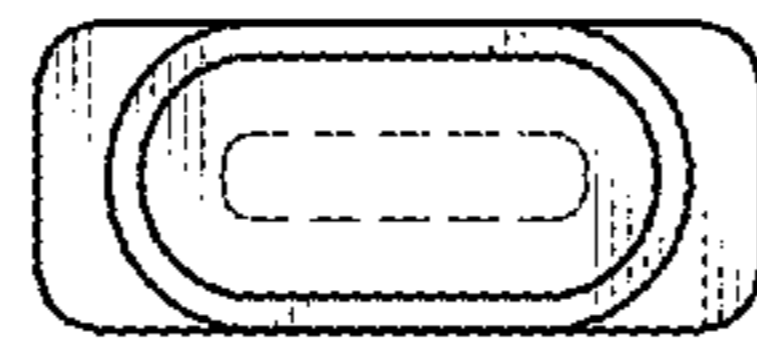


FIG. 6

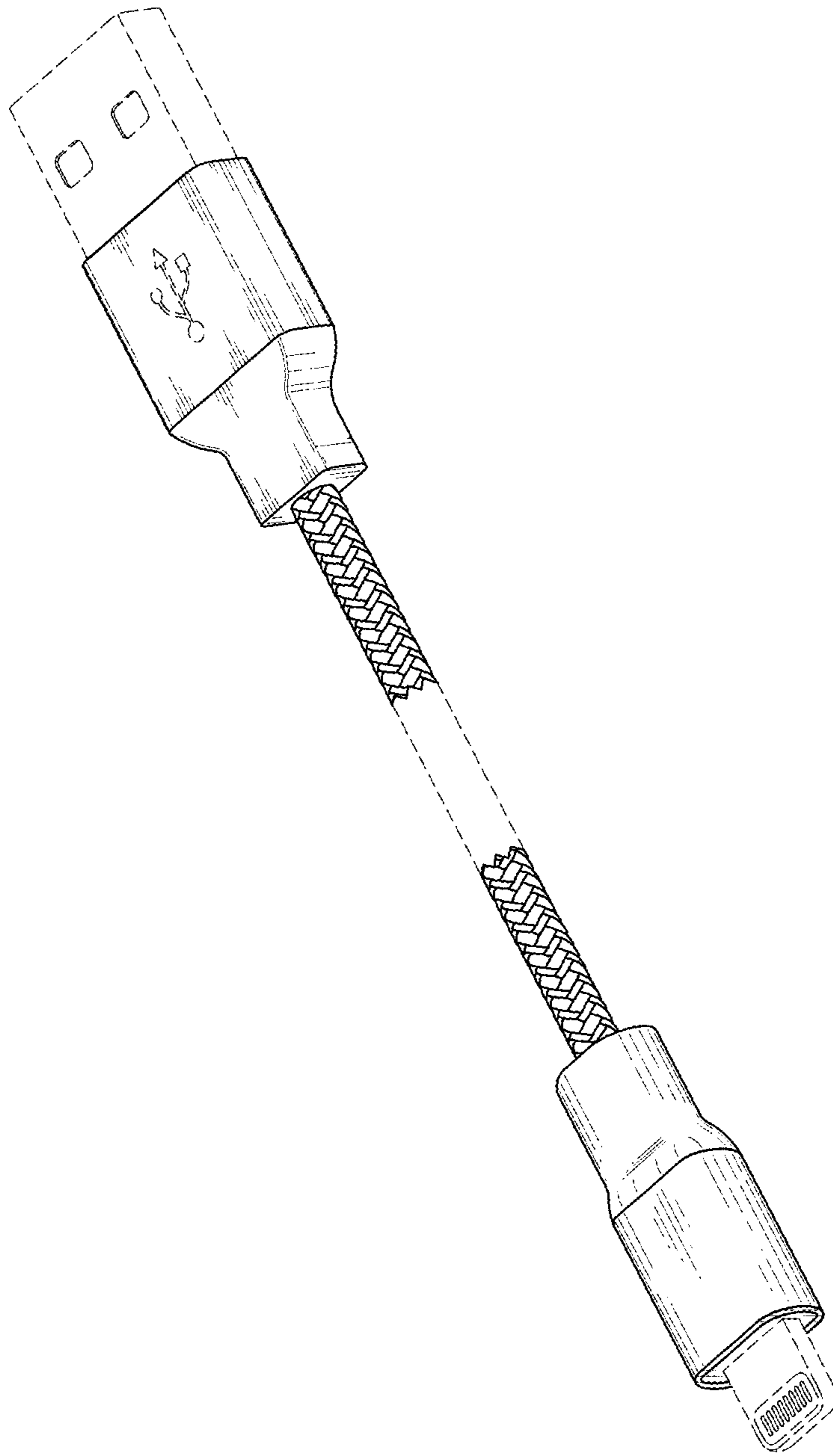


FIG. 7