



US00D810745S

(12) **United States Design Patent** (10) **Patent No.:** **US D810,745 S**  
**Luo** (45) **Date of Patent:** **\*\* Feb. 20, 2018**

(54) **GRAPHIC TABLET**  
(71) Applicant: **Shenzhen Huion Animation Technology Co., LTD**, Shenzhen (CN)  
(72) Inventor: **Wei Luo**, Shenzhen (CN)  
(73) Assignee: **Shenzhen Huion Animation Technology Co., LTD**, Shenzhen (CN)  
(\*\*) Term: **15 Years**  
(21) Appl. No.: **29/551,319**  
(22) Filed: **Jan. 12, 2016**

D629,400 S \* 12/2010 Harper ..... D14/390  
D631,047 S \* 1/2011 Hirota ..... D14/390  
D638,396 S \* 5/2011 Finnegan ..... D14/203.3  
D642,174 S \* 7/2011 Hirota ..... D14/374  
D648,723 S \* 11/2011 Harper ..... D14/390  
D654,497 S \* 2/2012 Lee ..... D14/341  
D671,117 S \* 11/2012 Harper ..... D14/371  
D689,491 S \* 9/2013 Halsinger ..... D14/389  
D689,492 S \* 9/2013 Halsinger ..... D14/389  
D690,696 S \* 10/2013 Jonsson ..... D14/390  
D690,697 S \* 10/2013 Jonsson ..... D14/390  
D690,698 S \* 10/2013 Jonsson ..... D14/390  
D690,699 S \* 10/2013 Jonsson ..... D14/390  
D690,700 S \* 10/2013 Jonsson ..... D14/390  
D690,701 S \* 10/2013 Jonsson ..... D14/390

(Continued)

(30) **Foreign Application Priority Data**  
Sep. 7, 2015 (CN) ..... 2015 3 0340549  
(51) **LOC (11) Cl.** ..... **14-02**  
(52) **U.S. Cl.**  
USPC ..... **D14/389**; D14/341  
(58) **Field of Classification Search**  
USPC ..... D14/388, 389, 390, 316, 341, 346, 347,  
D14/381, 383, 371, 374, 496, 129, 138 G,  
D14/168, 203.1, 203.3, 248, 299;  
D19/59-61, 113; D20/10, 11, 19, 99;  
D21/324, 329, 333; D10/65  
CPC ..... G06F 3/033; G06F 3/041; G06F 3/0414;  
G06F 3/0433; G06F 3/0436; G06F 3/044;  
G06F 3/045; G06F 3/046; G06F 3/0486;  
G06F 3/0488; G06F 2206/1512; G08C  
21/00  
See application file for complete search history.

(56) **References Cited**  
U.S. PATENT DOCUMENTS  
D595,163 S \* 6/2009 Kim ..... D10/65  
D602,022 S \* 10/2009 Heck ..... D14/388  
D608,781 S \* 1/2010 Wada ..... D10/65  
D618,463 S \* 6/2010 Nagase ..... D6/300  
D625,726 S \* 10/2010 Crisp ..... D14/389

**OTHER PUBLICATIONS**

Coordinate input devices. (Design—© Questel). orbit.com. [online PDF] 27 pgs. Print Dates range Nov. 2, 2009 through Jan. 18, 2017 [retrieved on Jun. 28, 2017] [https://sobjprd.questel.fr/export/QPTUJ214/pdf2/15d4e50c-14fa-4fb7-83f7-bbb36bcf1fff-185012.pd.\\*](https://sobjprd.questel.fr/export/QPTUJ214/pdf2/15d4e50c-14fa-4fb7-83f7-bbb36bcf1fff-185012.pd.*)

*Primary Examiner* — Susan Bennett Hattan  
*Assistant Examiner* — Marie D. Fast Horse  
(74) *Attorney, Agent, or Firm* — Mei & Mark LLP

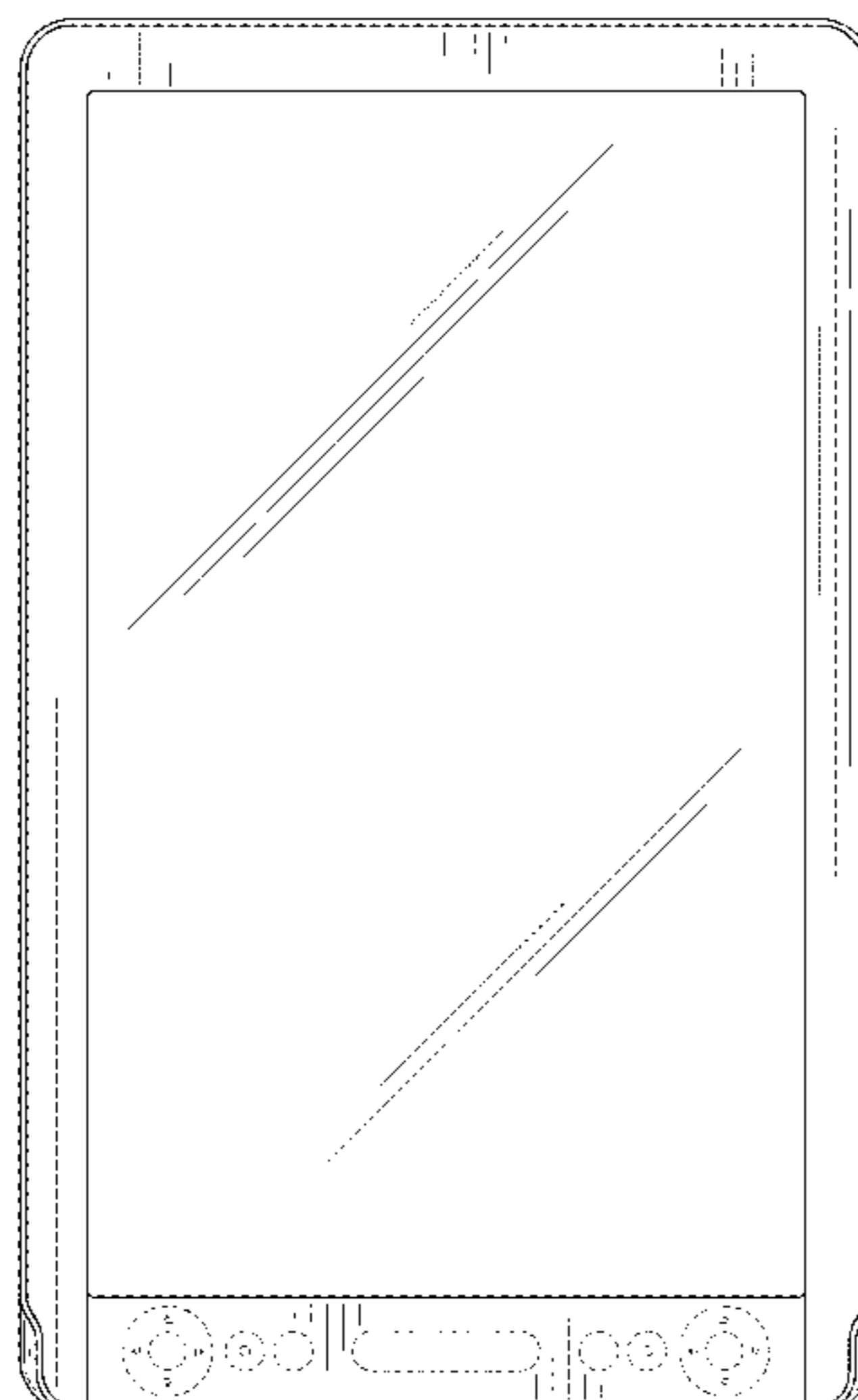
(57) **CLAIM**

The ornamental design for a graphic tablet, as shown and described.

**DESCRIPTION**

FIG. 1 is a front view of a graphic tablet;  
FIG. 2 is a left view thereof;  
FIG. 3 is a rear view thereof;  
FIG. 4 is a right side view thereof;  
FIG. 5 is a top side view thereof; and,  
FIG. 6 is a bottom view thereof.  
The broken lines in the drawing depict portions of the graphic tablet that form no part of the claim.

**1 Claim, 6 Drawing Sheets**



(56)

References Cited

U.S. PATENT DOCUMENTS

D702,235	S *	4/2014	Jonsson	.....	D14/390
D714,783	S *	10/2014	Takizawa	.....	D14/341
D719,161	S *	12/2014	Huebner	.....	D14/389
D733,710	S *	7/2015	Huebner	.....	D14/341
D744,484	S *	12/2015	Huebner	.....	D14/389
D744,973	S *	12/2015	Lee	.....	D14/138 G
D753,223	S *	4/2016	Chin	.....	D19/113
D754,008	S *	4/2016	Huebner	.....	D10/65
D771,034	S *	11/2016	Satzger	.....	D14/341
D773,456	S *	12/2016	Mitchell	.....	D10/65
D775,596	S *	1/2017	Guo	.....	D14/138 G
D775,597	S *	1/2017	Kim	.....	D14/138 G
D776,073	S *	1/2017	Kim	.....	D14/138 G
D781,846	S *	3/2017	Hasegawa	.....	D14/341
D783,601	S *	4/2017	Schulte	.....	D14/341
9,639,207	B2 *	5/2017	Pollmann	.....	G06F 3/0416
2013/0161179	A1 *	6/2013	Tamura	.....	H03K 17/962 200/600
2013/0222238	A1 *	8/2013	Sliger	.....	G06F 3/0484 345/157
2014/0132854	A1 *	5/2014	Wu	.....	G06F 1/169 349/12
2014/0263930	A1 *	9/2014	Huebner	.....	F16M 11/10 248/558
2015/0049028	A1 *	2/2015	Pollmann	.....	G06F 3/0488 345/173

\* cited by examiner




FIG. 1

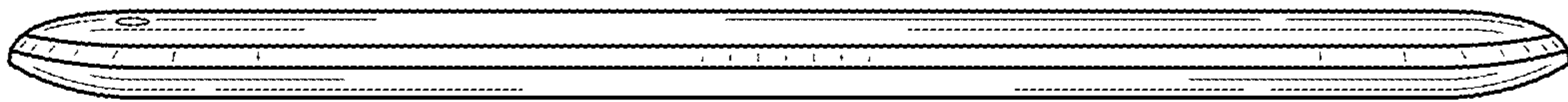


FIG. 2



FIG. 3




FIG. 4

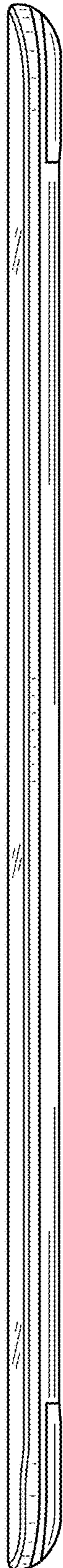


FIG. 5

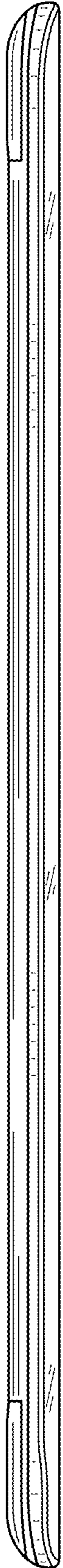


FIG. 6