



US00D810729S

(12) **United States Design Patent** (10) **Patent No.:** **US D810,729 S**
Ballou (45) **Date of Patent:** **** *Feb. 20, 2018**

(54) **CASE FOR MOBILE PHONE**
(71) Applicant: **Daniel Ballou**, Long Beach, CA (US)
(72) Inventor: **Daniel Ballou**, Long Beach, CA (US)
(*) Notice: This patent is subject to a terminal disclaimer.
(**) Term: **15 Years**
(21) Appl. No.: **29/591,609**
(22) Filed: **Jan. 21, 2017**
(51) **LOC (11) Cl.** **14-03**
(52) **U.S. Cl.**
USPC **D14/250**
(58) **Field of Classification Search**
USPC D14/238.1, 440, 203.3–203.7, 217, 240,
D14/447, 250, 251–253, 248; D3/201,
D3/218, 247, 269, 273, 301, 303;
D13/103, 107–108, 119
CPC H04B 1/3888; H04M 1/0283; H04M
1/0202; A45C 1/06; A45C 2011/002;
A45C 11/00; A45C 13/02; A45F
2005/026; A45F 2200/0525; A45F
2200/0516
See application file for complete search history.

8,504,126 B1 * 8/2013 Maravilla H04B 1/3888
150/147
D694,743 S * 12/2013 Monaco D14/250
D702,672 S * 4/2014 Mather D14/250
D721,359 S * 1/2015 Kim D14/250
D723,535 S * 3/2015 Minn D14/250
D735,706 S * 8/2015 Stevinson D14/250
D749,555 S * 2/2016 Poon D14/250
D756,977 S * 5/2016 Schriefer D14/250
D772,213 S * 11/2016 Daniel D14/250
D777,152 S * 1/2017 Kim D14/250
D777,162 S * 1/2017 Erickson-Davis D14/250
D780,742 S * 3/2017 Guerdrum D14/250
D782,460 S * 3/2017 Bertrand D14/250
2011/0095033 A1 * 4/2011 Hung A45C 11/00
220/602
2013/0257240 A1 * 10/2013 Hong H04B 1/3888
312/223.1

* cited by examiner

Primary Examiner — Carla Jobe Wright
(74) *Attorney, Agent, or Firm* — Law Office of David Hong

(57) **CLAIM**

The ornamental design for a case for mobile phone, as shown and described.

DESCRIPTION

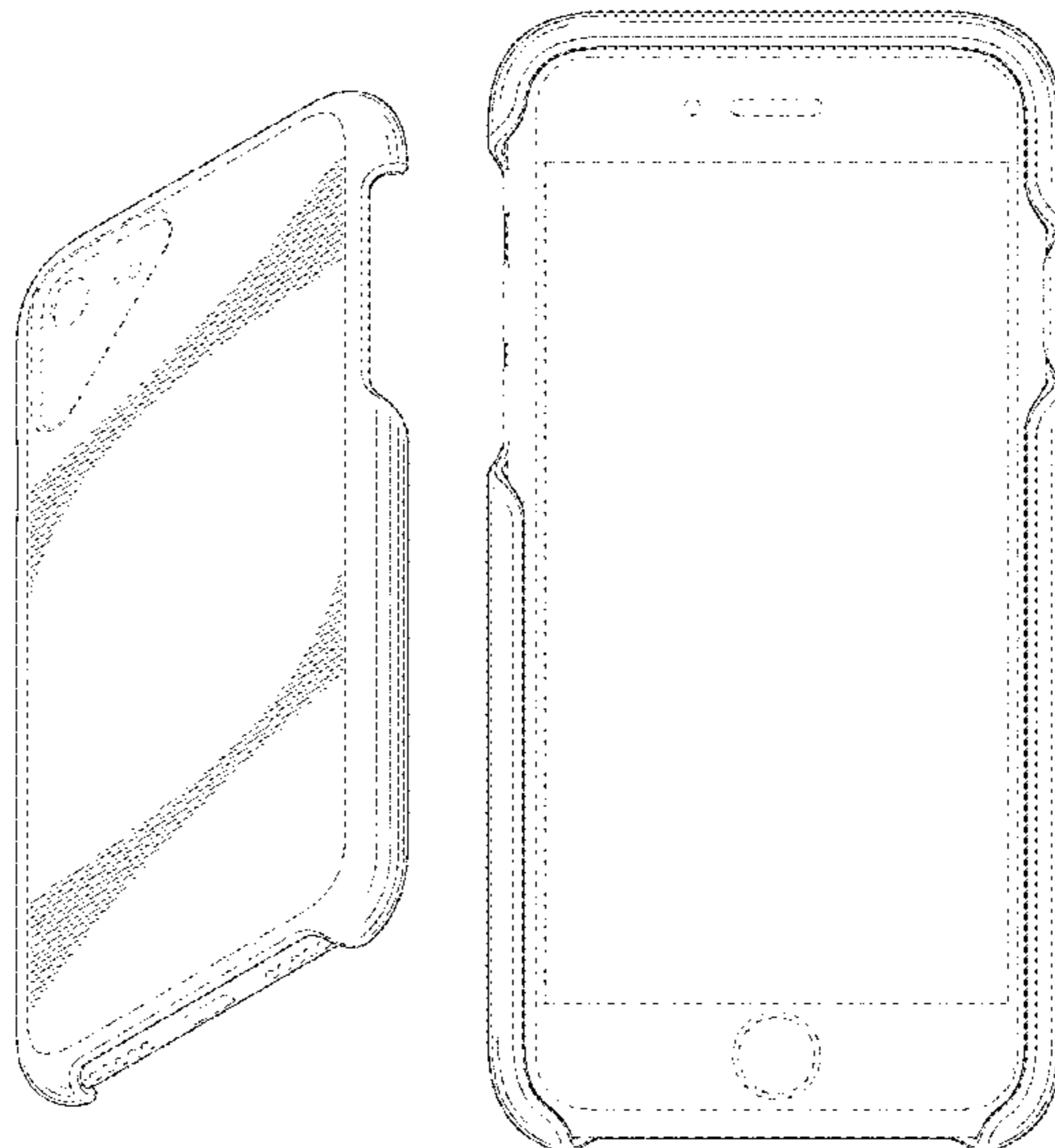
FIG. 1 is a front perspective view of my new design for a case for mobile phone;
FIG. 2 is a rear perspective view thereof;
FIG. 3 is a front elevational view thereof;
FIG. 4 is a rear elevational view thereof;
FIG. 5 is a left-side view thereof;
FIG. 6 is a right-side view thereof;
FIG. 7 is a top view thereof; and,
FIG. 8 is a bottom view thereof.
The broken lines shown in the drawing views are included for the purpose of showing environmental structure that forms no part of the claimed design.

1 Claim, 4 Drawing Sheets

(56) **References Cited**

U.S. PATENT DOCUMENTS

D574,819 S * 8/2008 Andre D3/269
D575,056 S * 8/2008 Tan D3/201
D593,750 S * 6/2009 Song D3/269
D619,361 S * 7/2010 Andre D3/269
D620,931 S * 8/2010 Opman D14/250
D625,303 S * 10/2010 Kim D14/250
D649,539 S * 11/2011 Hong D14/250
D653,655 S * 2/2012 Polito D14/250
D657,782 S * 4/2012 Biller D14/250
D678,871 S * 3/2013 Mishan D14/250
D679,691 S * 4/2013 Fahrendorff D14/250



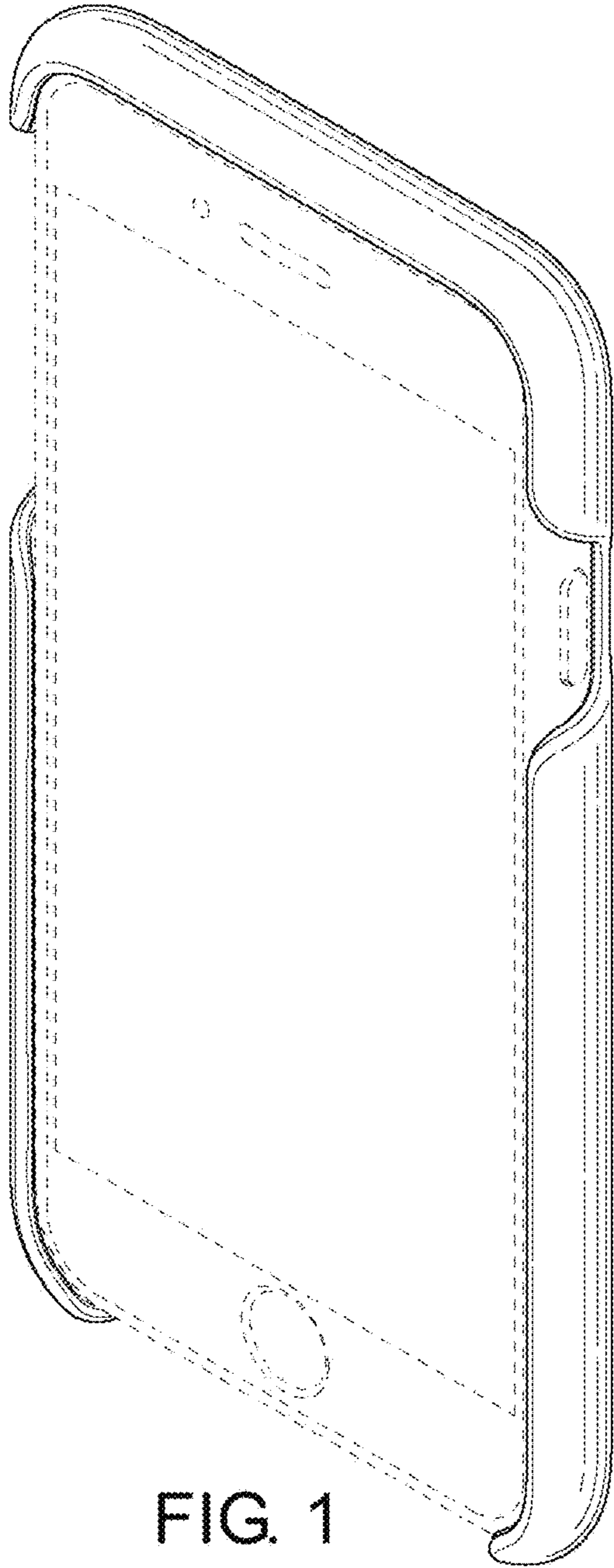


FIG. 1

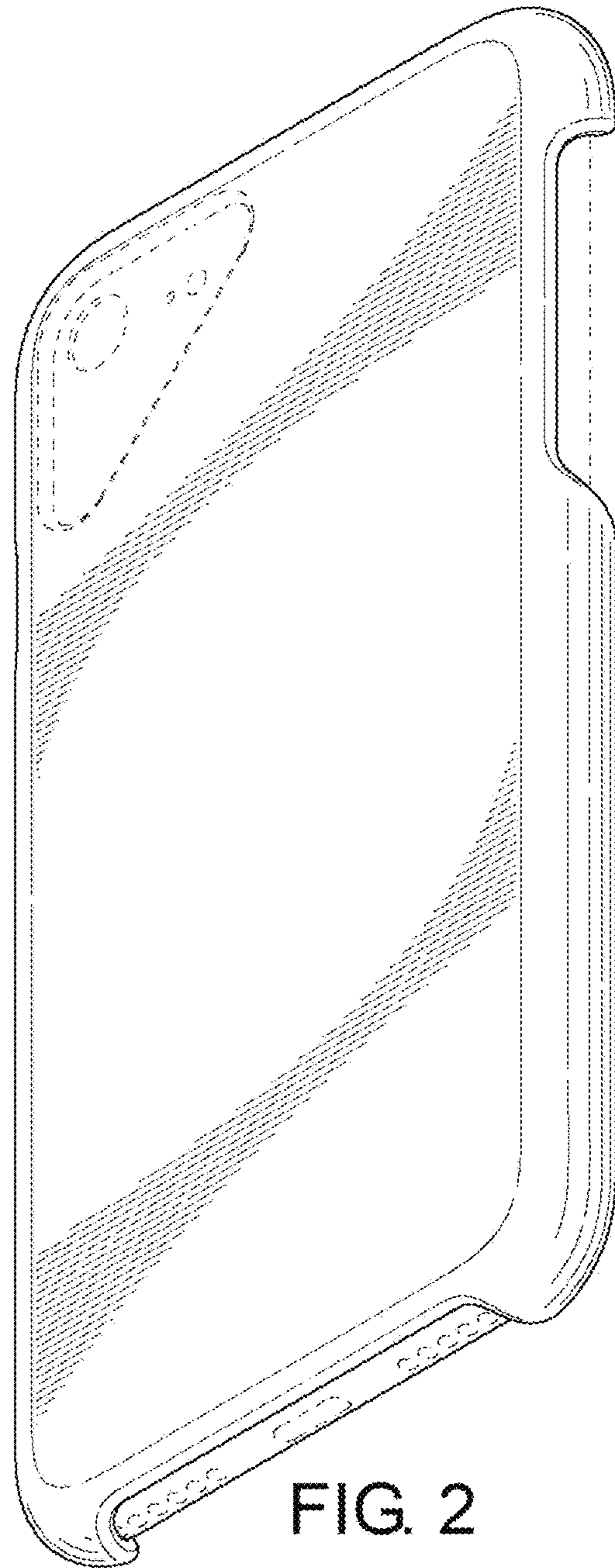


FIG. 2




FIG. 3




FIG. 4




FIG. 5




FIG. 6

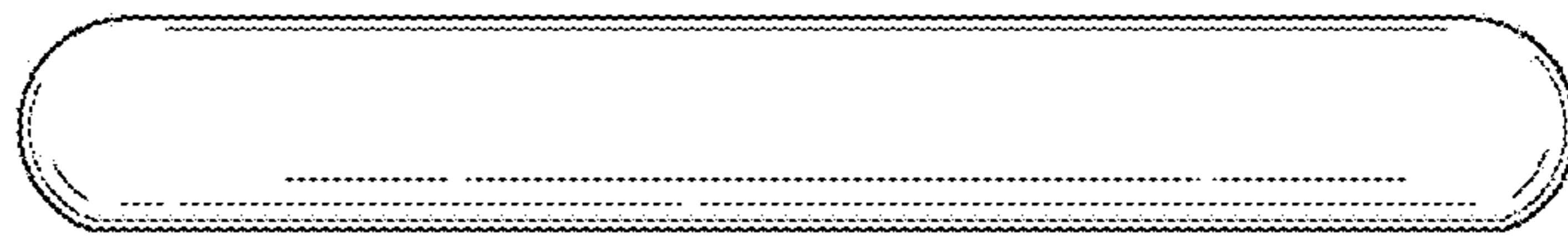


FIG. 7



FIG. 8