



US00D810671S

(12) **United States Design Patent**
Chen

(10) **Patent No.:** **US D810,671 S**

(45) **Date of Patent:** **** Feb. 20, 2018**

- (54) **TIRE**
- (71) Applicant: **Cheng Shin Rubber (Xiamen) Ind. Ltd., Xiamen (CN)**
- (72) Inventor: **Shiu-Hsiung Chen, Xiamen (CN)**
- (73) Assignee: **CHENG SHIN RUBBER (XIAMEN) IND. LTD. (CN)**
- (**) Term: **15 Years**
- (21) Appl. No.: **29/590,341**
- (22) Filed: **Jan. 10, 2017**
- (51) **LOC (11) Cl.** **12-15**
- (52) **U.S. Cl.**
USPC **D12/579**
- (58) **Field of Classification Search**
USPC D12/574, 575, 579, 580, 596, 599, 602, D12/605, 900
CPC ... B60C 11/03; B60C 11/0306; B60C 11/0311
See application file for complete search history.

D500,286 S *	12/2004	Leynaert	D12/587
6,941,990 B2 *	9/2005	Rooney	B60C 13/002 152/454
D516,016 S *	2/2006	Miyazaki	D12/605
D517,004 S *	3/2006	Miyazaki	D12/605
D521,444 S *	5/2006	Miyazaki	D12/605
D598,371 S *	8/2009	Misumi	D12/605
D700,130 S *	2/2014	Chen	D12/579
D708,118 S *	7/2014	Pastuovic	D12/599
D744,408 S *	12/2015	Chen	D12/579
D763,177 S *	8/2016	Chen	D12/579
D766,167 S *	9/2016	Chen	D12/579

* cited by examiner

Primary Examiner — Robert M. Spear
(74) *Attorney, Agent, or Firm* — PROI Intellectual Property US

(57) **CLAIM**

The ornamental design for a tire, as shown and described.

DESCRIPTION

FIG. 1 is a perspective view of a tire showing my present design;
FIG. 2 is a front view thereof;
FIG. 3 is a rear view thereof;
FIG. 4 is a left side view thereof;
FIG. 5 is a right side view thereof;
FIG. 6 is a top view thereof; and,
FIG. 7 is a bottom view thereof.

1 Claim, 7 Drawing Sheets

(56) **References Cited**

U.S. PATENT DOCUMENTS

D301,856 S *	6/1989	Kato	D12/579
D342,228 S *	12/1993	Harms	D12/544
D354,262 S *	1/1995	Harms	D12/544
D488,769 S *	4/2004	Guidry	D12/579

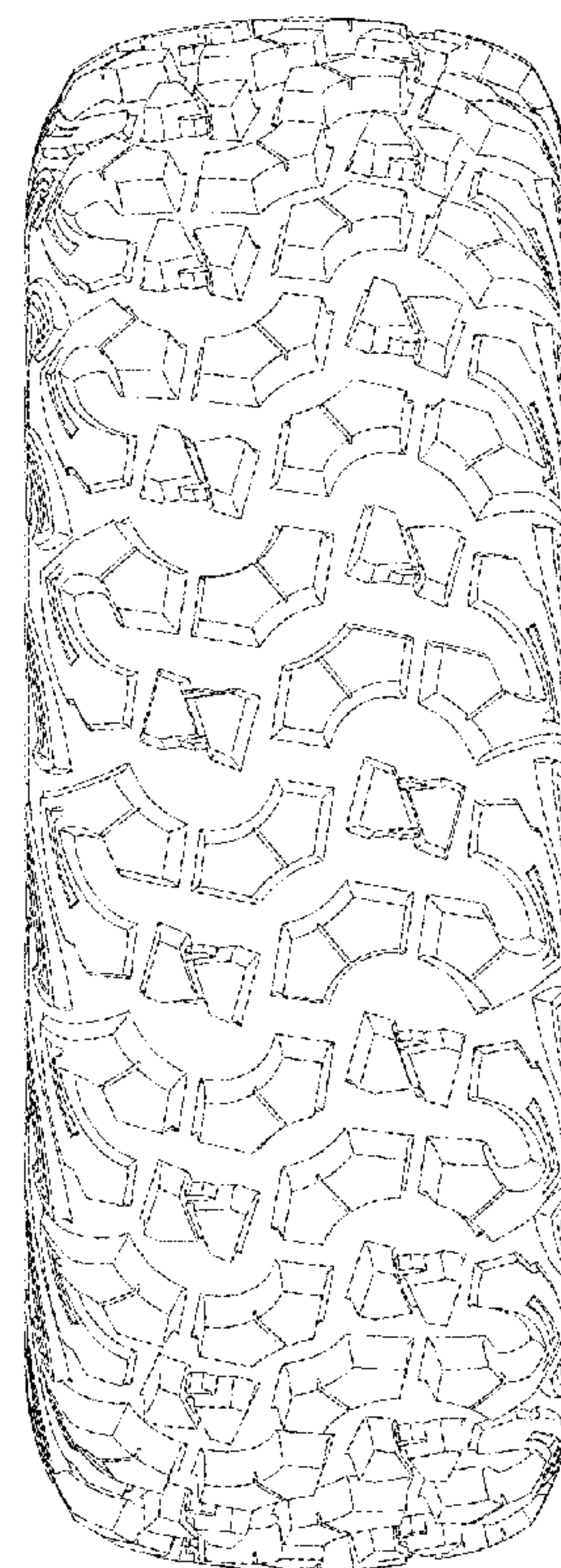
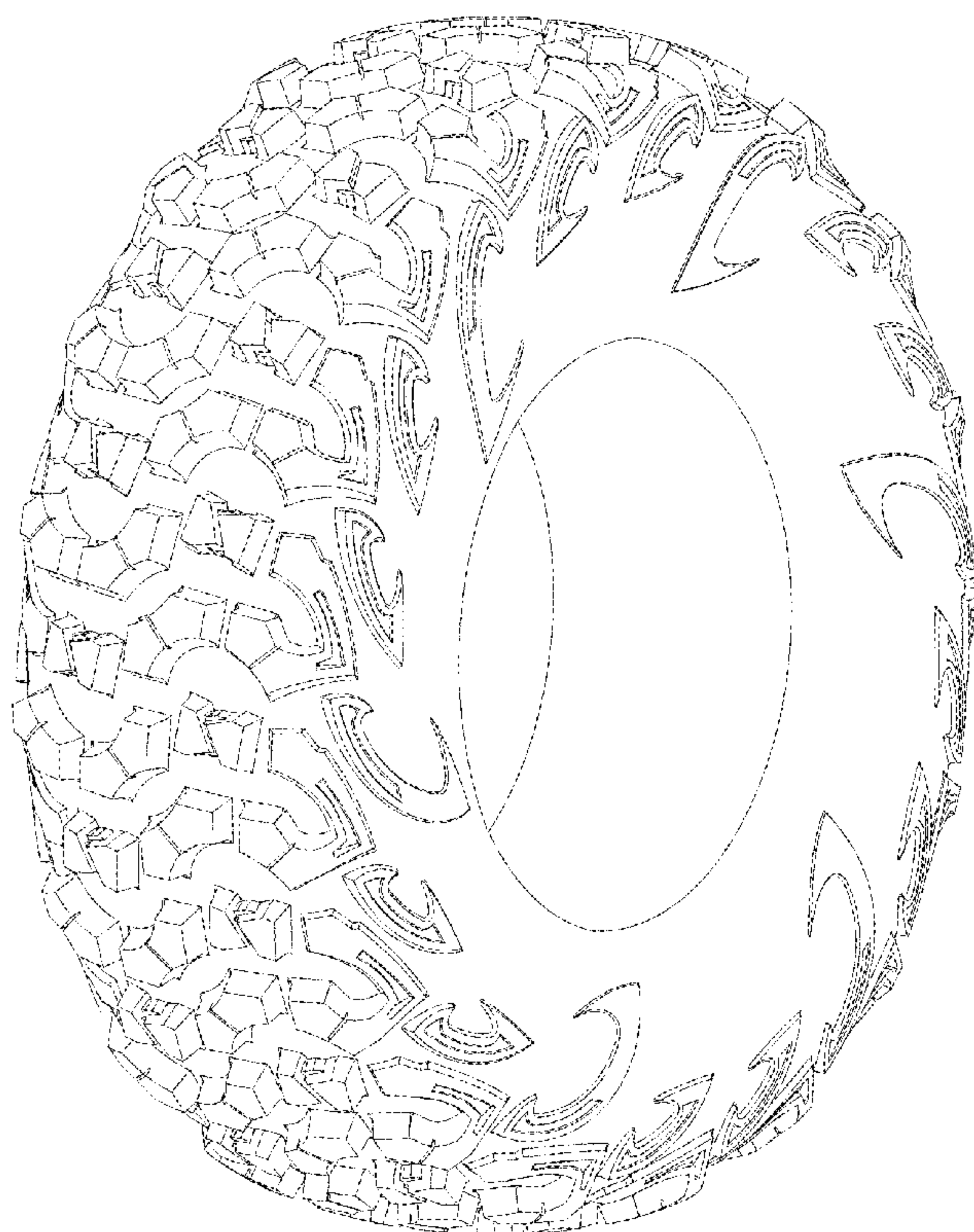




FIG. 1

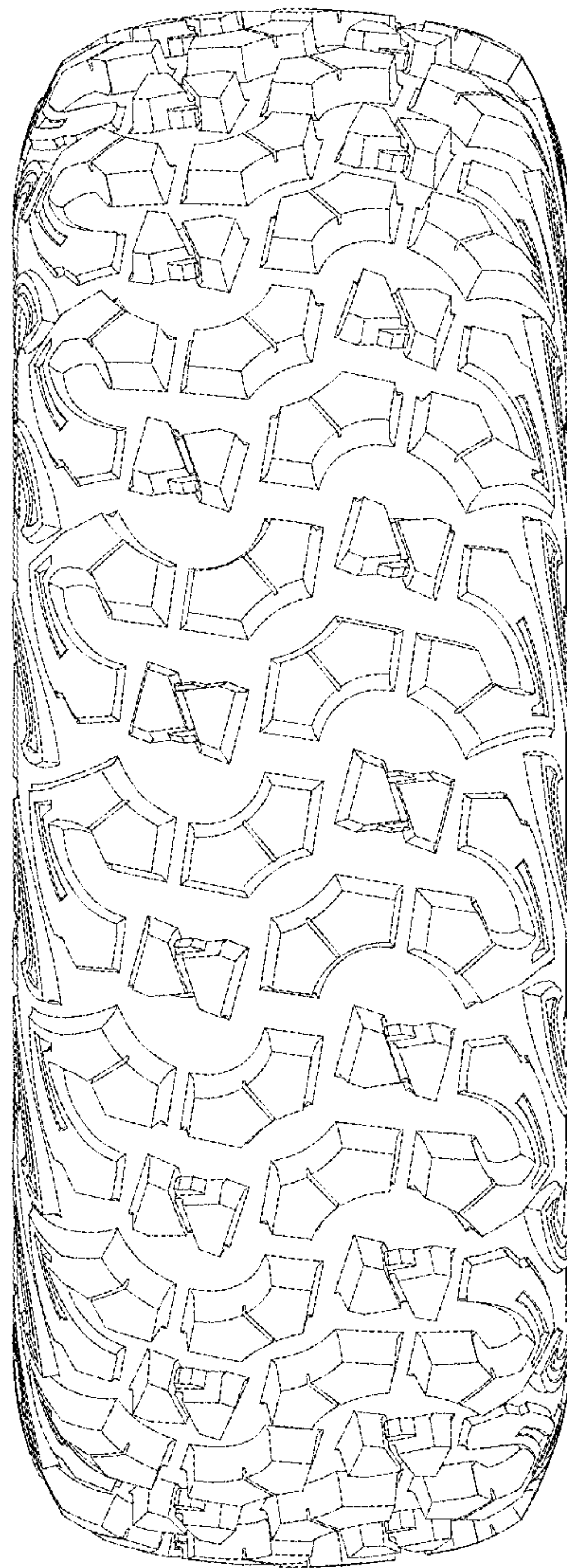


FIG. 2

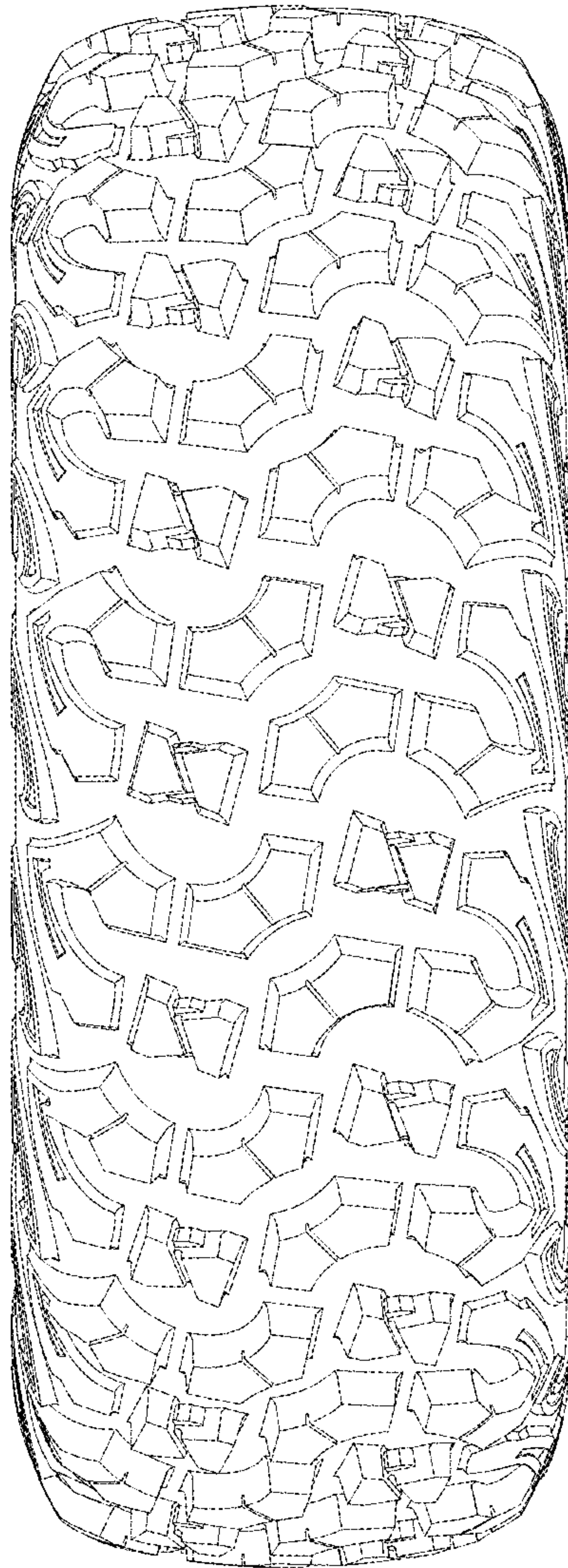


FIG. 3




FIG. 4




FIG. 5

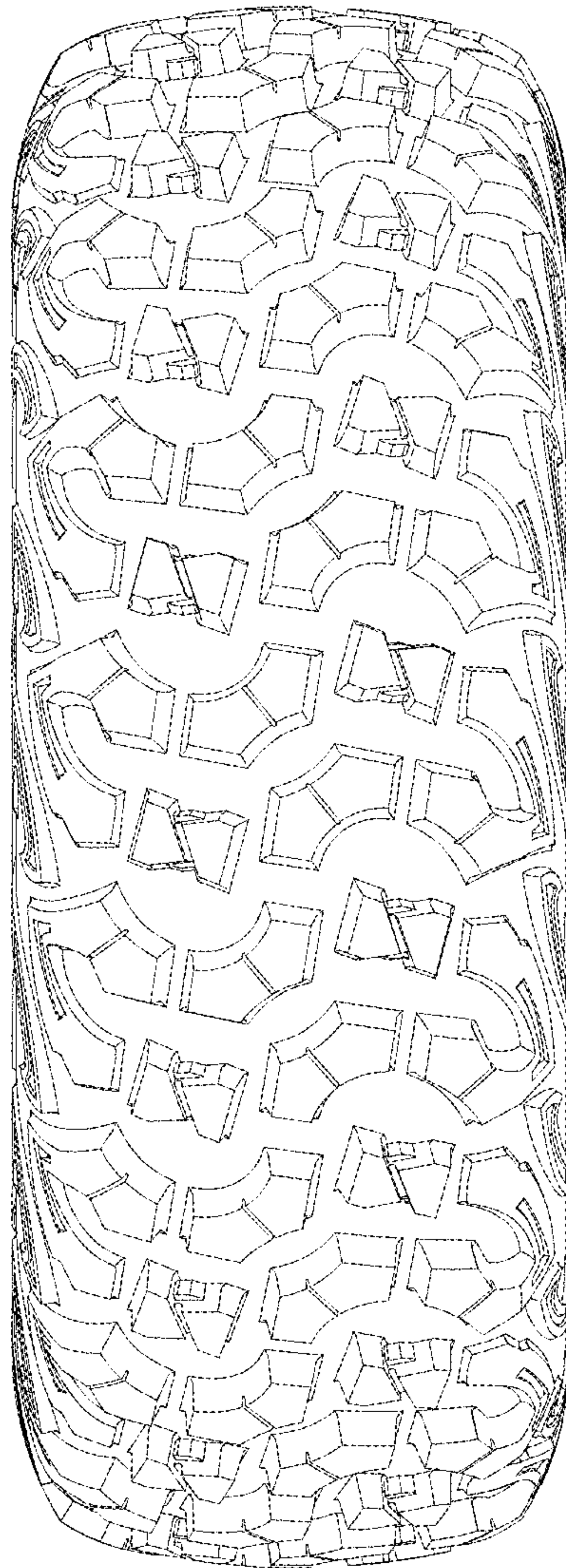


FIG. 6

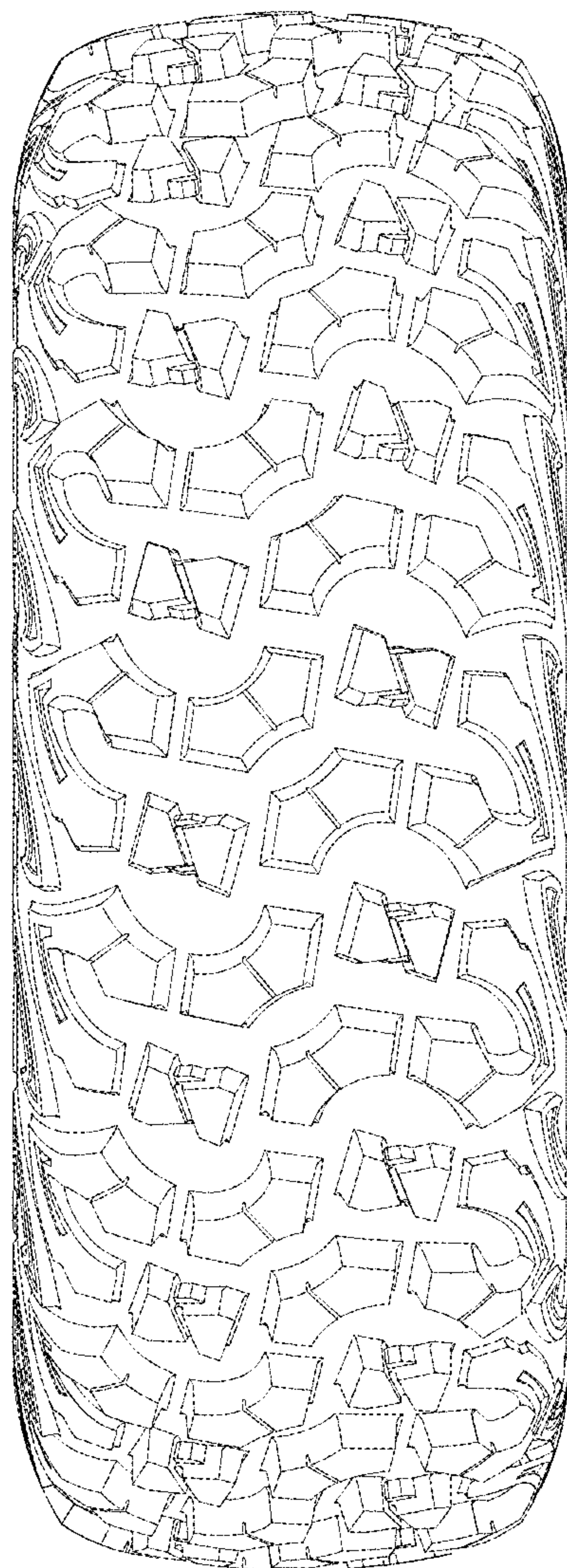


FIG. 7