



US00D810667S

(12) **United States Design Patent** (10) **Patent No.:** **US D810,667 S**
Fabre et al. (45) **Date of Patent:** **** Feb. 20, 2018**

(54) **TIRE TREAD**
(71) Applicants: **COMPAGNIE GENERALE DES ETABLISSEMENTS MICHELIN**, Clermont-Ferrand (FR); **Michelin Recherche et Technique S.A.**, Granges-Paccot (CH)
(72) Inventors: **Aurelien Fabre**, Clermont-Ferrand (FR); **Etienne Collet**, Clermont-Ferrand (FR)

D385,234 S * 10/1997 Young D12/553
D388,370 S * 12/1997 Young D12/562
D390,510 S 2/1998 Stone et al.
D397,647 S 9/1998 Young
D472,202 S 3/2003 Gillard
D584,217 S 1/2009 Scheuren et al.
D666,965 S * 9/2012 Aoki D12/553
D717,237 S 11/2014 Bardin et al.
D718,223 S 11/2014 Gommez
D724,007 S 3/2015 Belarbi et al.
D745,450 S 12/2015 Bardin et al.
D746,219 S 12/2015 Bardin et al.
D750,552 S * 3/2016 Fabre D12/602
D758,287 S 6/2016 Zivkovic et al.

(73) Assignees: **Compagnie Generale Des Etablissements Michelin** (FR); **Michelin Recherche Et Technique S.A.** (CH)

(Continued)
Primary Examiner — George D. Kirschbaum
Assistant Examiner — Joseph J Kukella
(74) *Attorney, Agent, or Firm* — Dickinson Wright PLLC

(**) Term: **15 Years**
(21) Appl. No.: **29/572,173**
(22) Filed: **Jul. 26, 2016**

(57) **CLAIM**
The ornamental design for a tire tread, as shown and described.

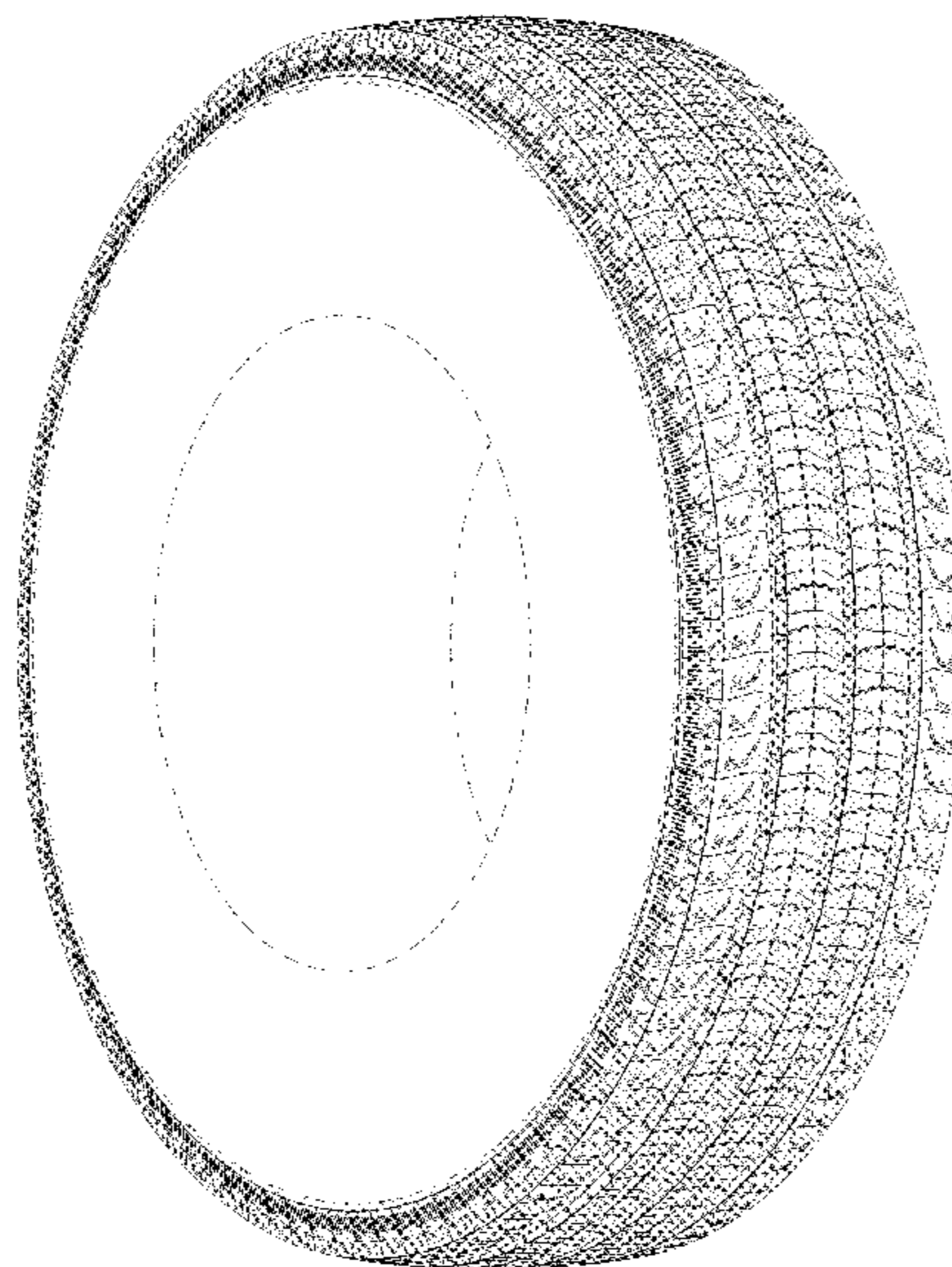
(30) **Foreign Application Priority Data**
Jan. 26, 2016 (FR) 2016-0405
(51) **LOC (11) Cl.** **12-15**
(52) **U.S. Cl.**
USPC **D12/550**
(58) **Field of Classification Search**
USPC D12/533–567
CPC . B60C 11/00; B60C 11/0302; B60C 11/0306;
B60C 11/0311; B60C 11/0313
See application file for complete search history.

DESCRIPTION

FIG. 1 is a perspective view of the tire tread of our design; FIG. 2 is a front elevation view of the tire tread of our design; FIG. 3 is a side elevation view of the tire tread of our design; FIG. 4 is a side elevation view of the tire tread of our design, taken from the opposite side of that shown in FIG. 3; and, FIG. 5 is an enlarged, partial view of the tire tread of FIG. 1, as indicated by the break lines.
In the drawings, the broken lines defining the sidewall and inner bead depict environmental subject matter that forms no part of the claimed design. The dash-dot-dot-dash line defines the peripheral boundary between the claimed tire tread and the unclaimed sidewall. The tread pattern repeats uniformly throughout the circumference of the tire.

(56) **References Cited**
U.S. PATENT DOCUMENTS
D301,132 S * 5/1989 Himuro D12/553
D340,898 S 11/1993 Kuroda

1 Claim, 5 Drawing Sheets



(56)

References Cited

U.S. PATENT DOCUMENTS

D775,060 S	*	12/2016	Saeki	D12/553
D784,246 S	*	4/2017	Zhu	D12/553
D790,444 S	*	6/2017	Zhu	D12/566

* cited by examiner

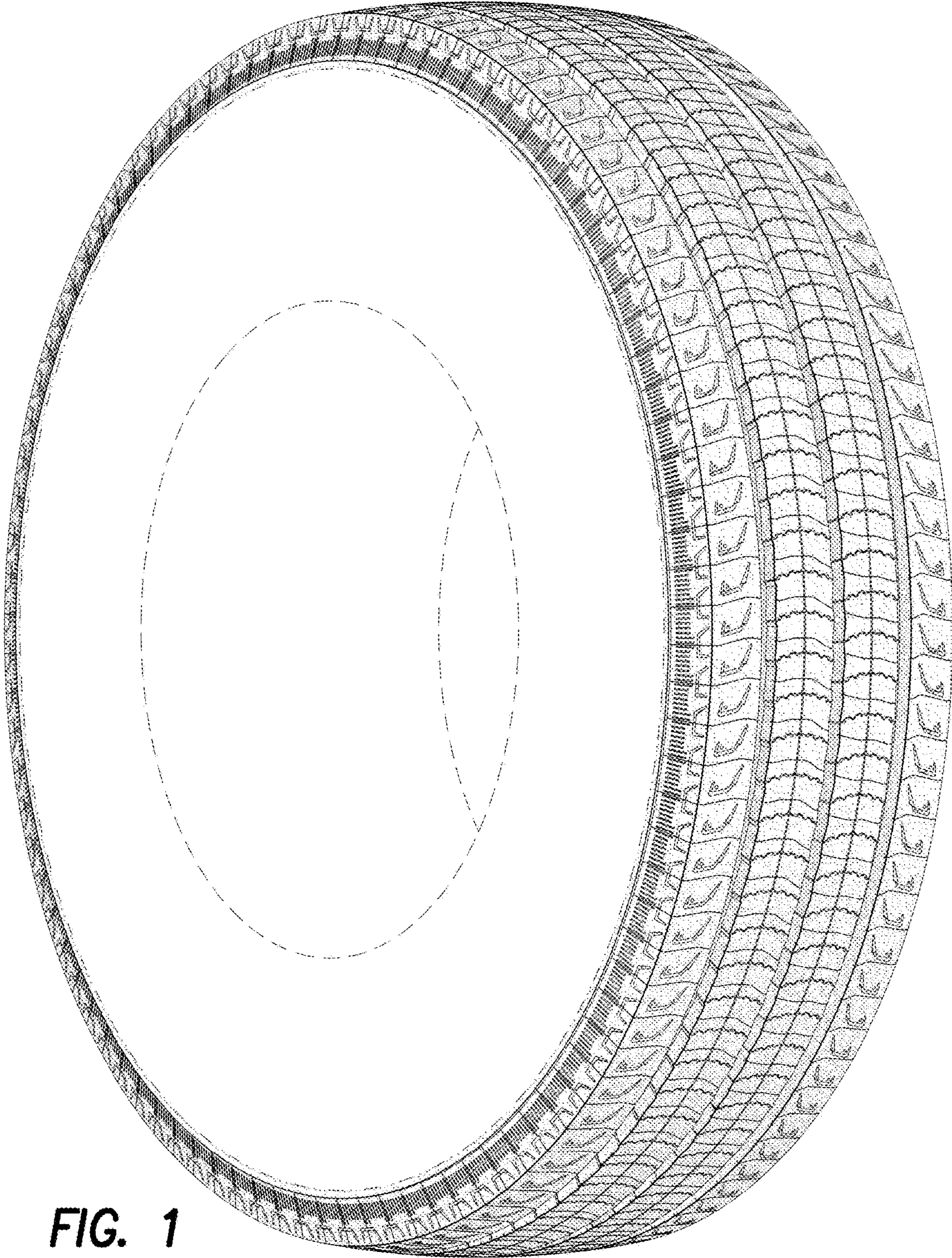


FIG. 1

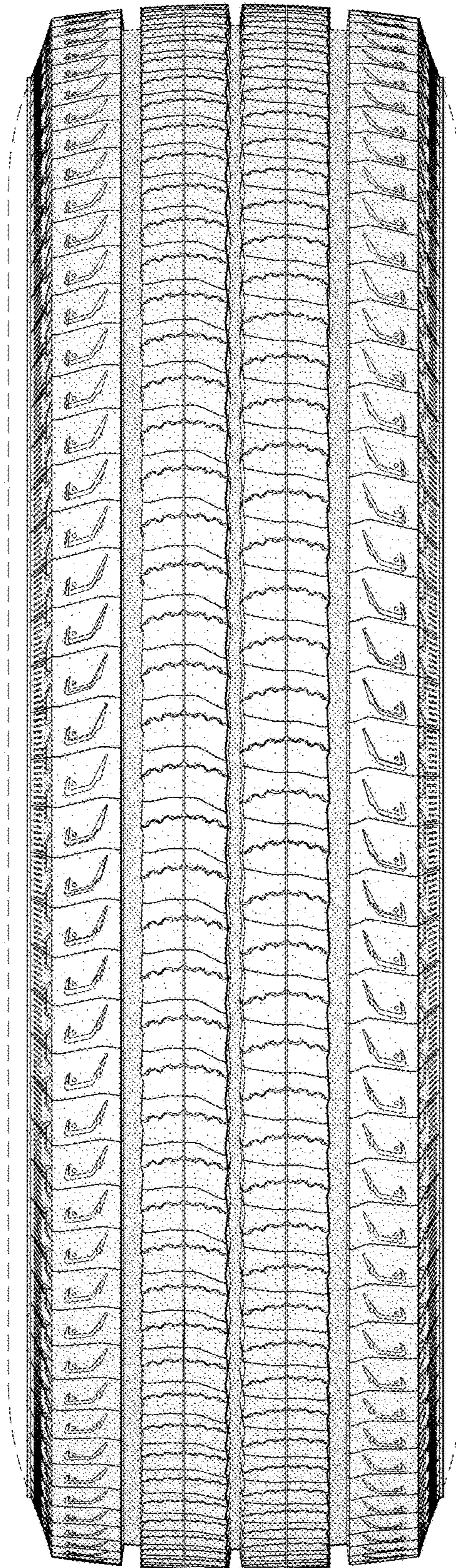


FIG. 2




FIG. 3




FIG. 4

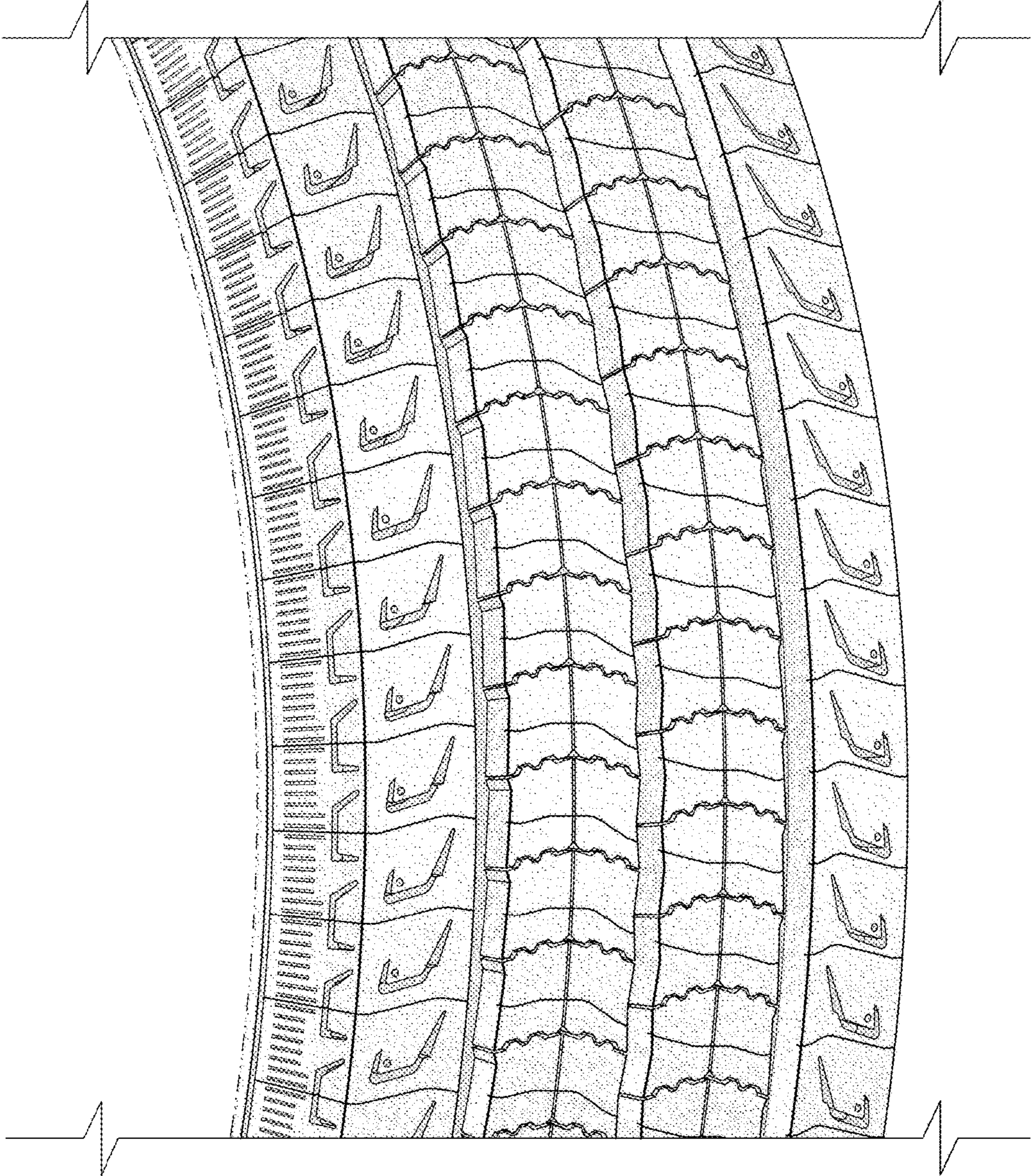


FIG. 5