



US00D810666S

(12) **United States Design Patent**  
**Chen**

(10) **Patent No.:** **US D810,666 S**

(45) **Date of Patent:** **\*\* Feb. 20, 2018**

- (54) **TIRE**
- (71) Applicant: **Cheng Shin Rubber (Xiamen) Ind. Ltd.**, Xiamen (CN)
- (72) Inventor: **Shiu-Hsiung Chen**, Xiamen (CN)
- (73) Assignee: **CHENG SHIN RUBBER (XIAMEN) IND. LTD.** (CN)
- (\*\*) Term: **15 Years**
- (21) Appl. No.: **29/581,265**
- (22) Filed: **Oct. 17, 2016**
- (51) **LOC (11) Cl.** ..... **12-15**
- (52) **U.S. Cl.**  
USPC ..... **D12/544**
- (58) **Field of Classification Search**  
USPC ..... D12/533-567  
CPC . B60C 11/00; B60C 11/0302; B60C 11/0306;  
B60C 11/0311; B60C 11/0313  
See application file for complete search history.

D744,407 S *	12/2015	Chen	.....	D12/579
D770,365 S *	11/2016	Yu	.....	D12/544
D773,381 S *	12/2016	Chen	.....	D12/544
D777,086 S *	1/2017	Lo	.....	D12/544
D777,648 S *	1/2017	Lo	.....	D12/544
D780,670 S *	3/2017	Lo	.....	D12/544
D782,399 S *	3/2017	Lo	.....	D12/579

\* cited by examiner

*Primary Examiner* — George D. Kirschbaum

*Assistant Examiner* — Joseph J Kukella

(74) *Attorney, Agent, or Firm* — PROI Intellectual Property US

(57) **CLAIM**

The ornamental design for a tire, as shown and described.

**DESCRIPTION**

FIG. 1 is a perspective view of tire showing my present design;

FIG. 2 is a front view thereof;

FIG. 3 is a rear view thereof;

FIG. 4 is a left side view thereof;

FIG. 5 is a right side view thereof;

FIG. 6 is a top view thereof; and,

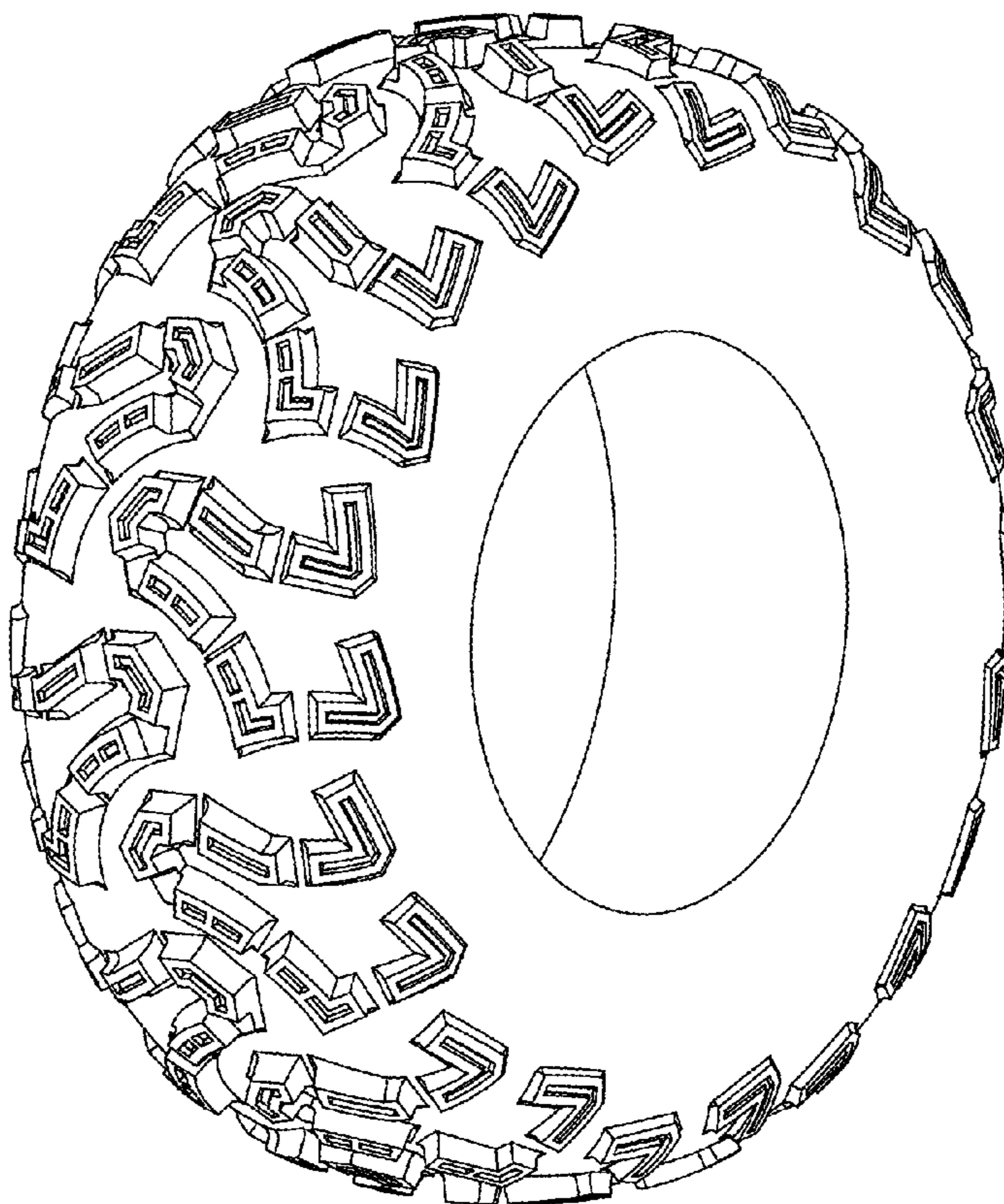
FIG. 7 is a bottom view thereof.

(56) **References Cited**

U.S. PATENT DOCUMENTS

D300,622 S *	4/1989	Furusawa	.....	D12/571
D580,346 S *	11/2008	Lo	.....	D12/544

**1 Claim, 7 Drawing Sheets**



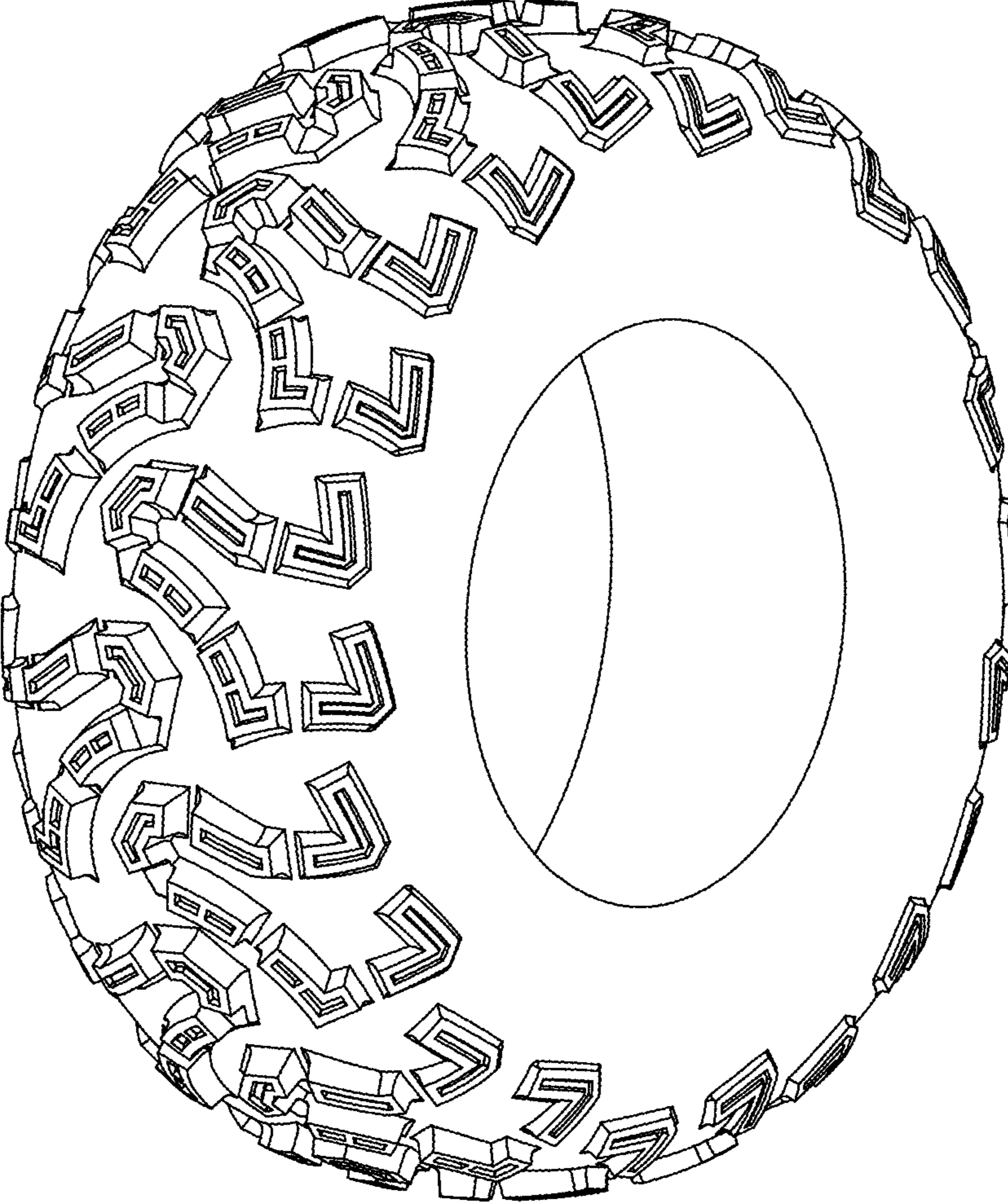


FIG. 1




FIG. 2






FIG. 3

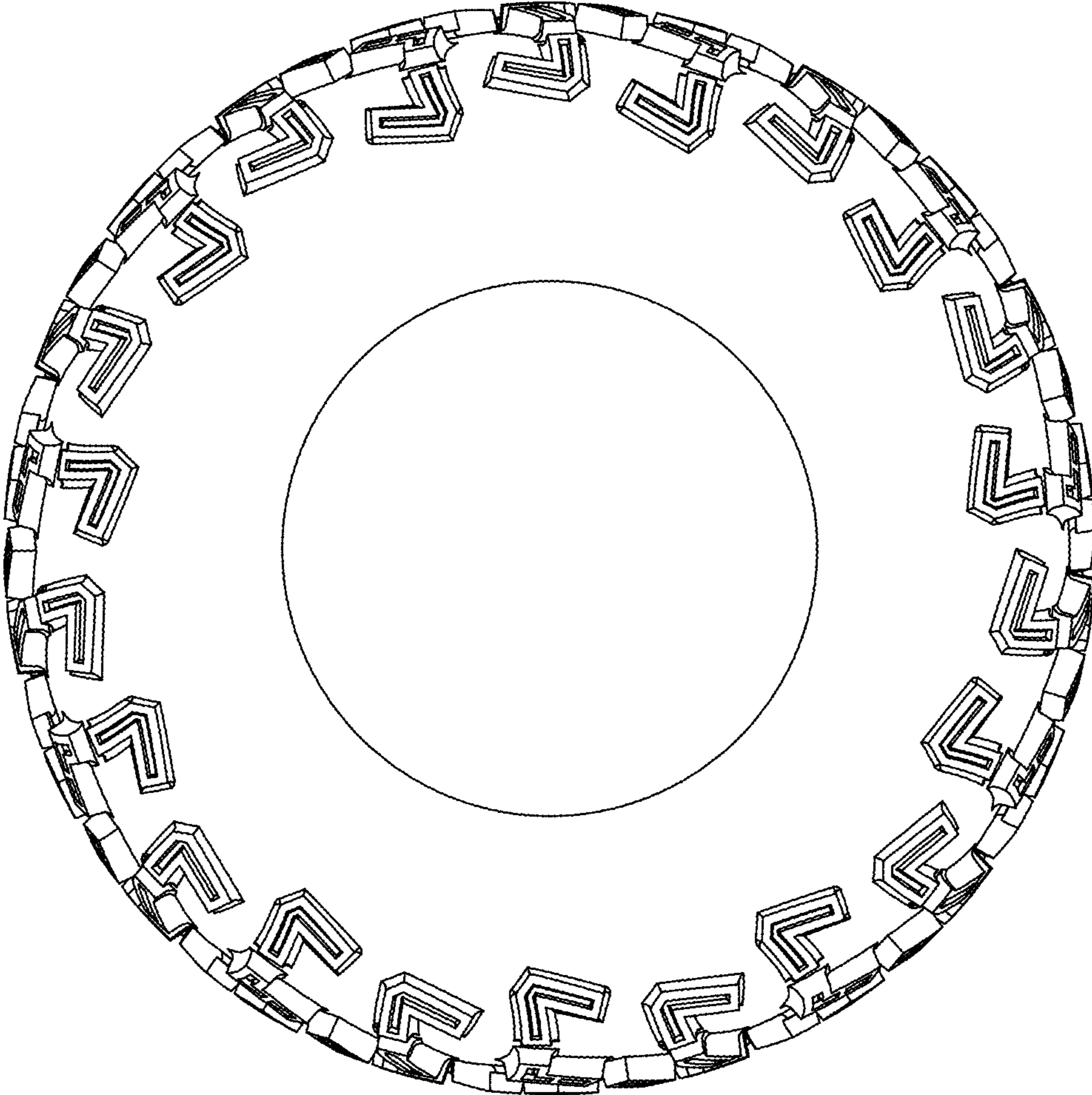


FIG. 4

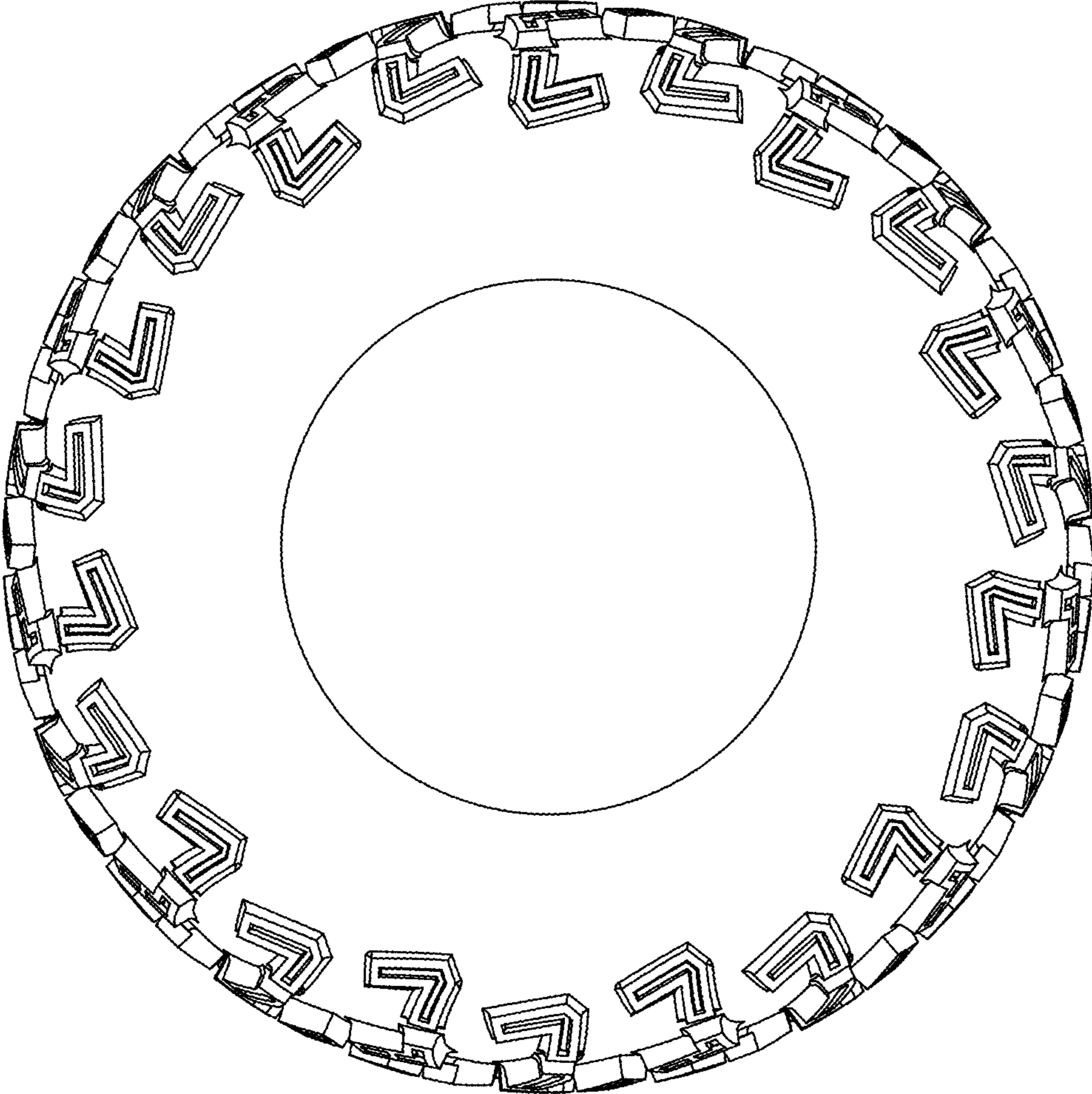


FIG. 5




FIG. 6






FIG. 7