



US00D810662S

(12) **United States Design Patent**
Nakamura

(10) **Patent No.:** **US D810,662 S**

(45) **Date of Patent:** **** Feb. 20, 2018**

(54) **MOTORCYCLE TIRE**

(71) Applicant: **BRIDGESTONE CORPORATION**,
Tokyo (JP)

(72) Inventor: **Takamitsu Nakamura**, Tokyo (JP)

(73) Assignee: **BRIDGESTONE CORPORATION**,
Chuo-ku, Tokyo (JP)

(**) Term: **15 Years**

(21) Appl. No.: **29/598,519**

(22) Filed: **Mar. 27, 2017**

(30) **Foreign Application Priority Data**

Sep. 28, 2016 (JP) 2016-020886

(51) **LOC (11) Cl.** **12-15**

(52) **U.S. Cl.**
USPC **D12/535**

(58) **Field of Classification Search**
USPC D12/533-567
CPC B60C 2200/00; B60C 2200/10
See application file for complete search history.

(56) **References Cited**

U.S. PATENT DOCUMENTS

D419,930 S * 2/2000 Zoller D12/535
D490,770 S * 6/2004 Isaka D12/534
D554,049 S * 10/2007 Toyozawa D12/535

D558,131 S * 12/2007 Itoi D12/535
D558,132 S * 12/2007 Itoi D12/535
D753,050 S * 4/2016 Hayashi D12/535
D753,579 S * 4/2016 Hayashi D12/535

* cited by examiner

Primary Examiner — George D. Kirschbaum

Assistant Examiner — Joseph J Kukella

(74) *Attorney, Agent, or Firm* — Sughrue Mion, PLLC

(57) **CLAIM**

The ornamental design for a motorcycle tire, as shown and described.

DESCRIPTION

FIG. 1 is a perspective view of a motorcycle tire showing my design;

FIG. 2 is front view thereof;

FIG. 3 is a top view thereof;

FIG. 4 is a right side view thereof;

FIG. 5 is a left side view thereof;

FIG. 6 is a fragmentary enlarged front view showing the details of the tread thereof; and,

FIG. 7 is a section view taken along line 7-7 in FIG. 6.

In the drawings, the stippled surface shading represents the claimed design. The light stippled surface shading represents the surface of the motorcycle tire, and the dark stippled surface shading represents the recessed portion of the tread grooves, having the depth shown in FIG. 7.

The broken lines in the drawings are intended to show portions of the tire that are not being claimed, and thus form no part of the claimed design.

1 Claim, 7 Drawing Sheets

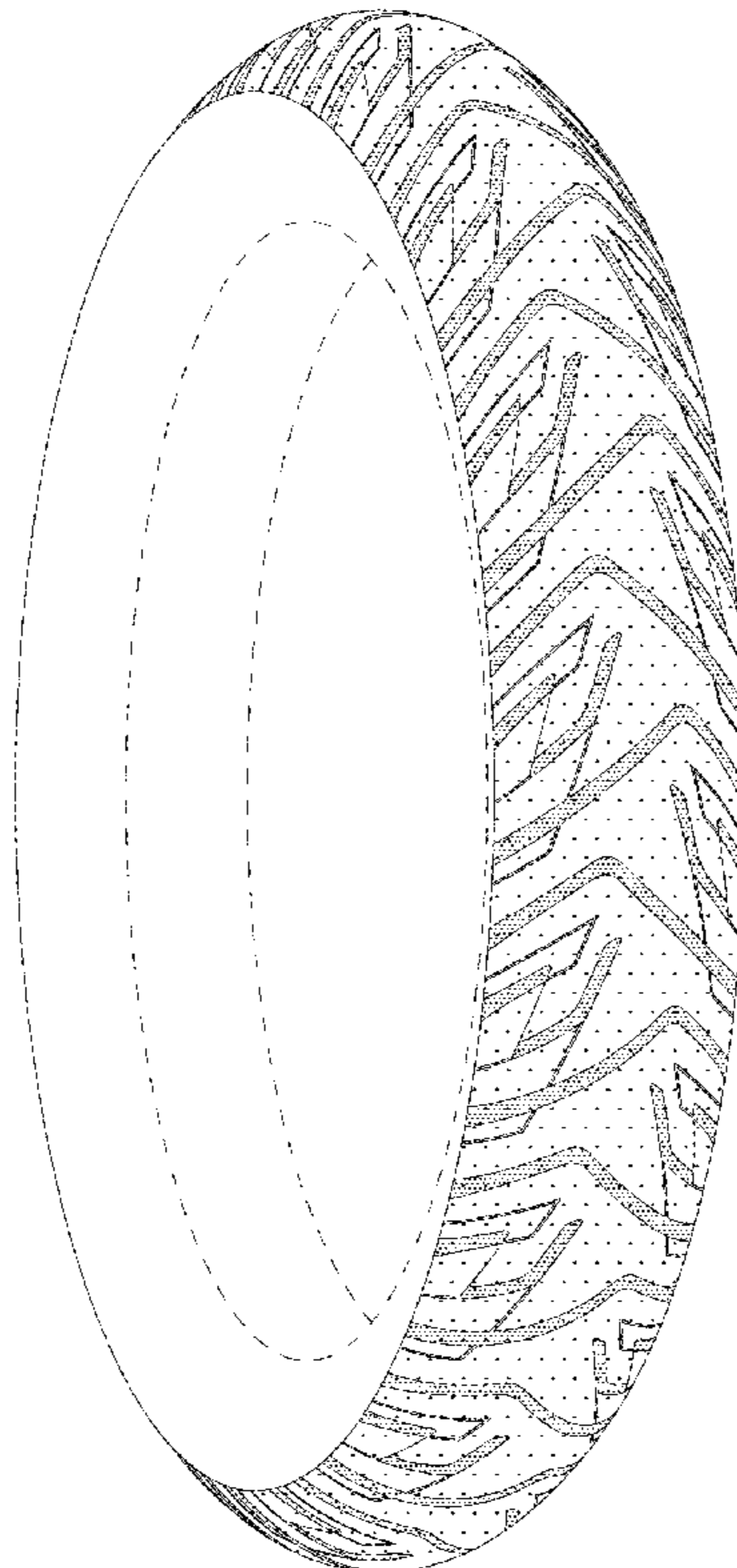


FIG. 1

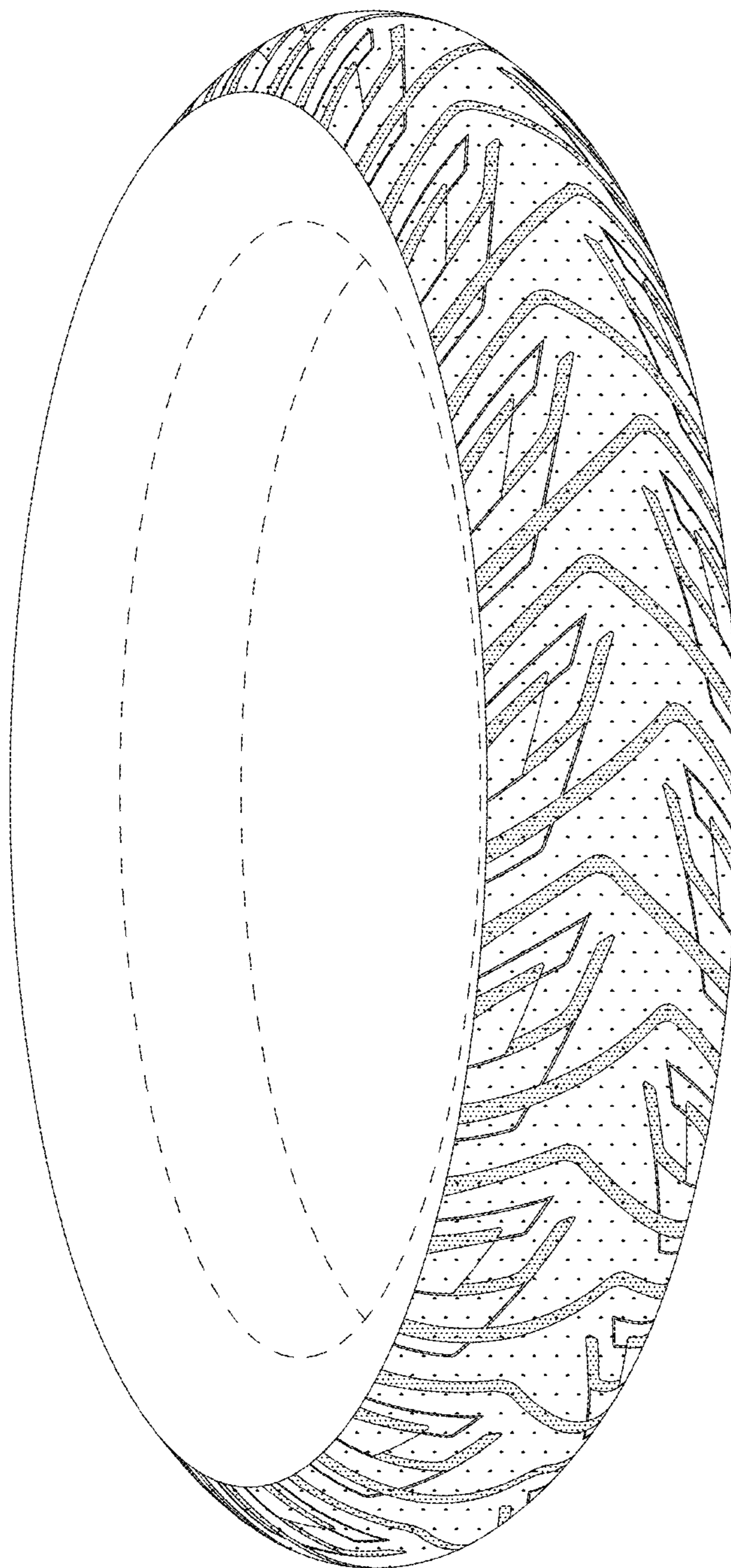


FIG. 2



FIG. 3




FIG. 4




FIG. 5




FIG. 6




FIG. 7

