



US00D810578S

(12) **United States Design Patent** (10) **Patent No.:** **US D810,578 S**  
**Li** (45) **Date of Patent:** **\*\* Feb. 20, 2018**

(54) **ALCOHOLIC BEVERAGE BOTTLE**

(71) Applicant: **AceOne Spirits Inc.**, Toronto (CA)

(72) Inventor: **Cong Tang Li**, Toronto (CA)

(73) Assignee: **AceOne Spirits Inc.**, Toronto (CA)

(\*\*) Term: **15 Years**

(21) Appl. No.: **29/571,873**

(22) Filed: **Jul. 22, 2016**

(30) **Foreign Application Priority Data**

Jun. 2, 2016 (CA) ..... 168764

(51) **LOC (11) Cl.** ..... **09-01**

(52) **U.S. Cl.**  
USPC ..... **D9/622; D9/631**

(58) **Field of Classification Search**  
USPC ..... D3/270, 271.1–271.4; D7/510, 514–520,  
D7/599, 604, 613, 619.2, 623, 628;  
D9/600–601, 614, 621–628, 516,  
D9/520–521, 542–546, 548, 631;  
206/457, 459.5, 527; 215/381–384, 400  
CPC .... B65D 5/4258; B65D 81/60; B65D 81/365;  
B65D 81/366; B65D 81/368; B65D  
2203/00; B65D 2203/02

See application file for complete search history.

(56) **References Cited**

U.S. PATENT DOCUMENTS

D207,804 S \* 5/1967 Bisch ..... D9/622  
D441,280 S \* 5/2001 Mansau ..... D9/621

D441,281 S \* 5/2001 Mansau ..... D9/621  
D454,299 S \* 3/2002 Charrey ..... D9/622  
D574,250 S \* 8/2008 Kruparova ..... D9/540  
D659,546 S \* 5/2012 Chiott ..... D9/622  
D660,175 S \* 5/2012 Chiott ..... D9/545  
D670,494 S \* 11/2012 Frank ..... D3/271.1  
D711,240 S \* 8/2014 Orozco ..... D9/621

\* cited by examiner

*Primary Examiner* — Sandra L Morris

(74) *Attorney, Agent, or Firm* — Elan IP Inc.

(57) **CLAIM**

The ornamental design of the alcoholic beverage bottle, as shown and described.

**DESCRIPTION**

FIG. 1 is a front perspective view of an alcoholic beverage bottle embodying the design.

FIG. 2 is a rear perspective view of the design of FIG. 1.

FIG. 3 is a front elevational view of the design of FIG. 1.

FIG. 4 is a rear elevational view of the design of FIG. 1.

FIG. 5 is a left side elevational view of the design of FIG. 1.

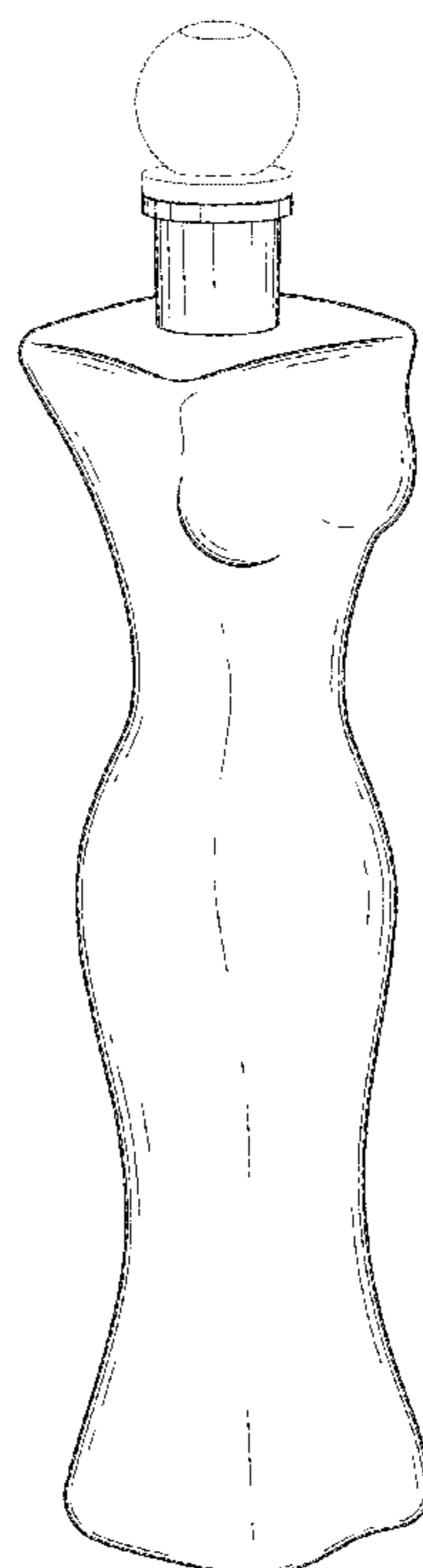
FIG. 6 is a right side elevation view of the design of FIG. 1.

FIG. 7 is a top plan view of the design of FIG. 1; and,

FIG. 8 is a bottom plan view of the design of FIG. 1.

The broken lines shown in the drawings are for illustrative purposes only and form no part of the claimed design.

**1 Claim, 8 Drawing Sheets**



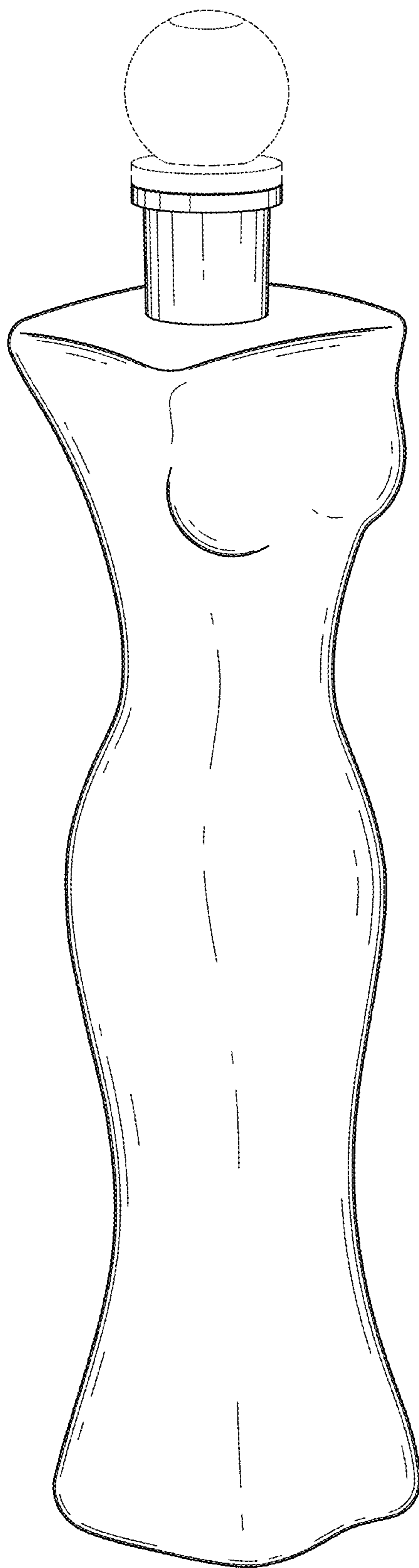


FIG. 1

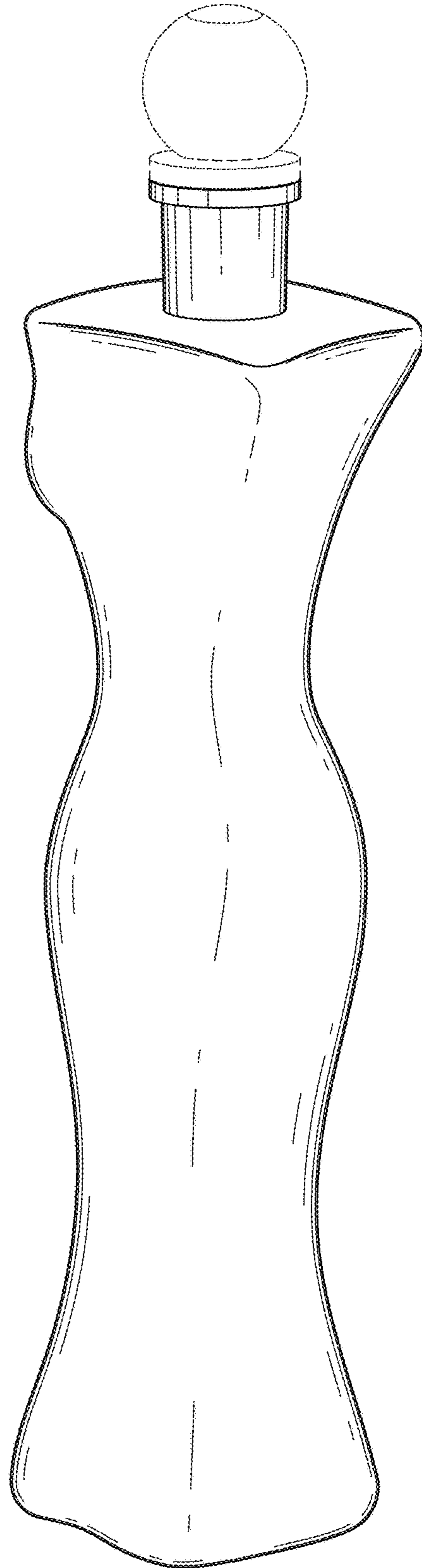


FIG. 2

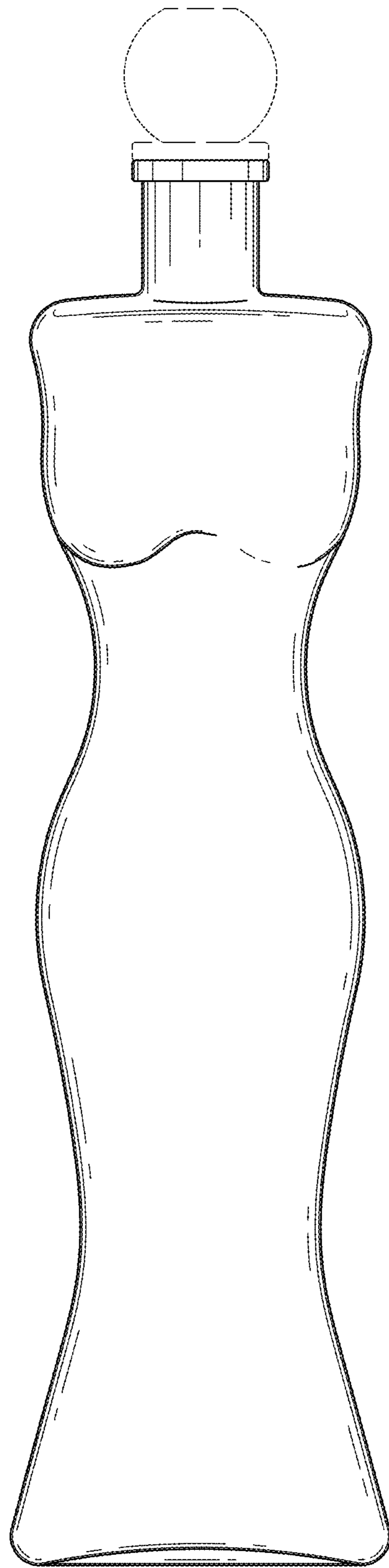


FIG. 3

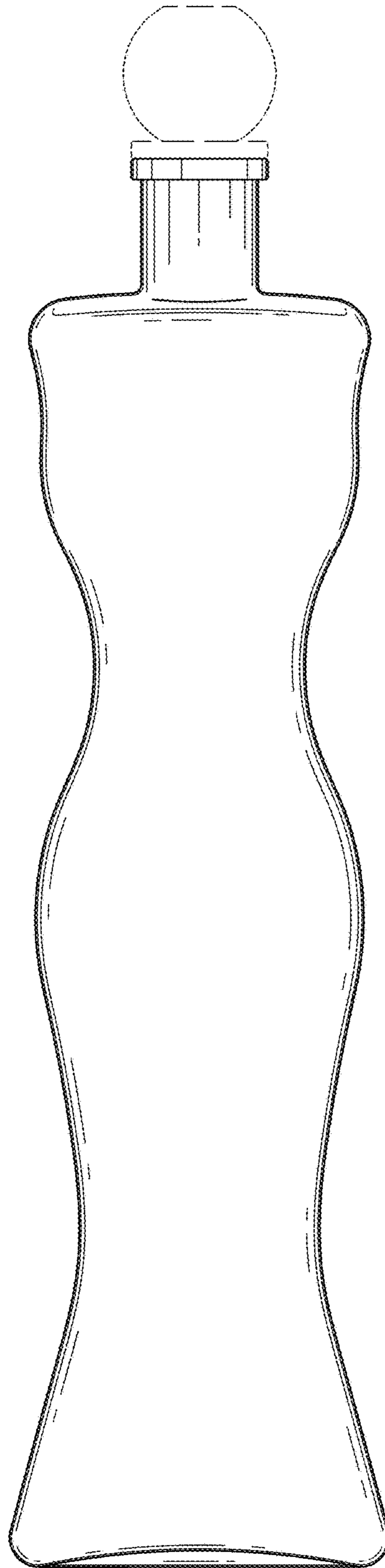


FIG. 4

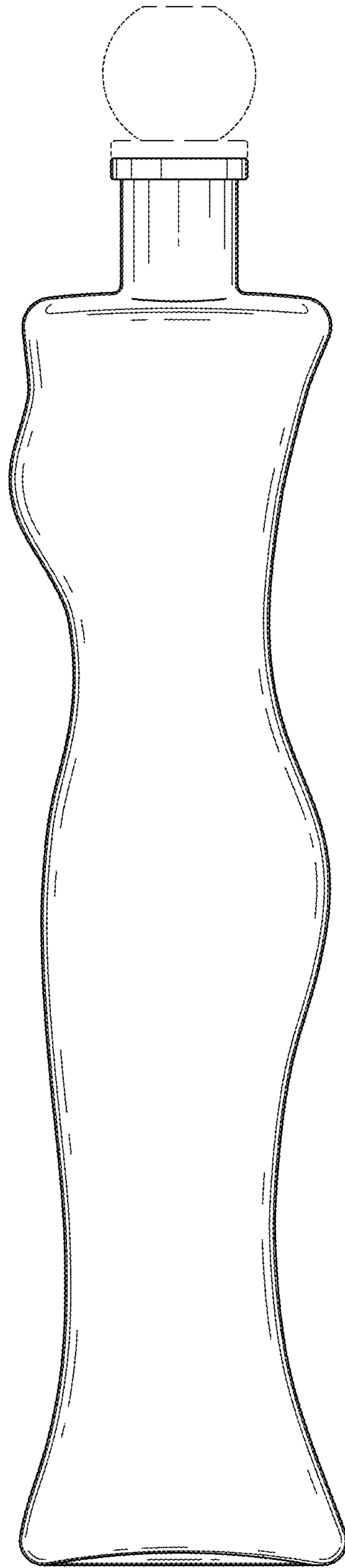


FIG. 5

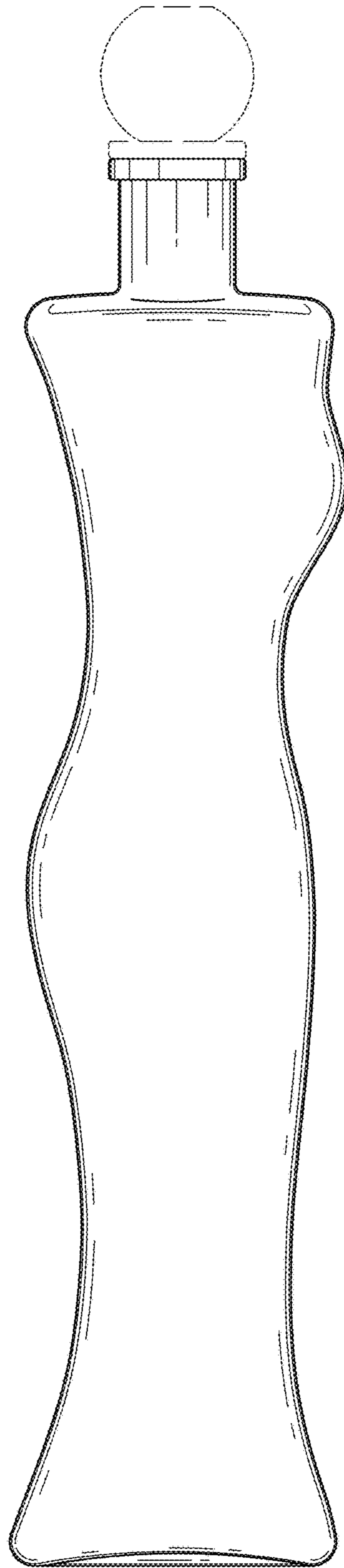


FIG. 6

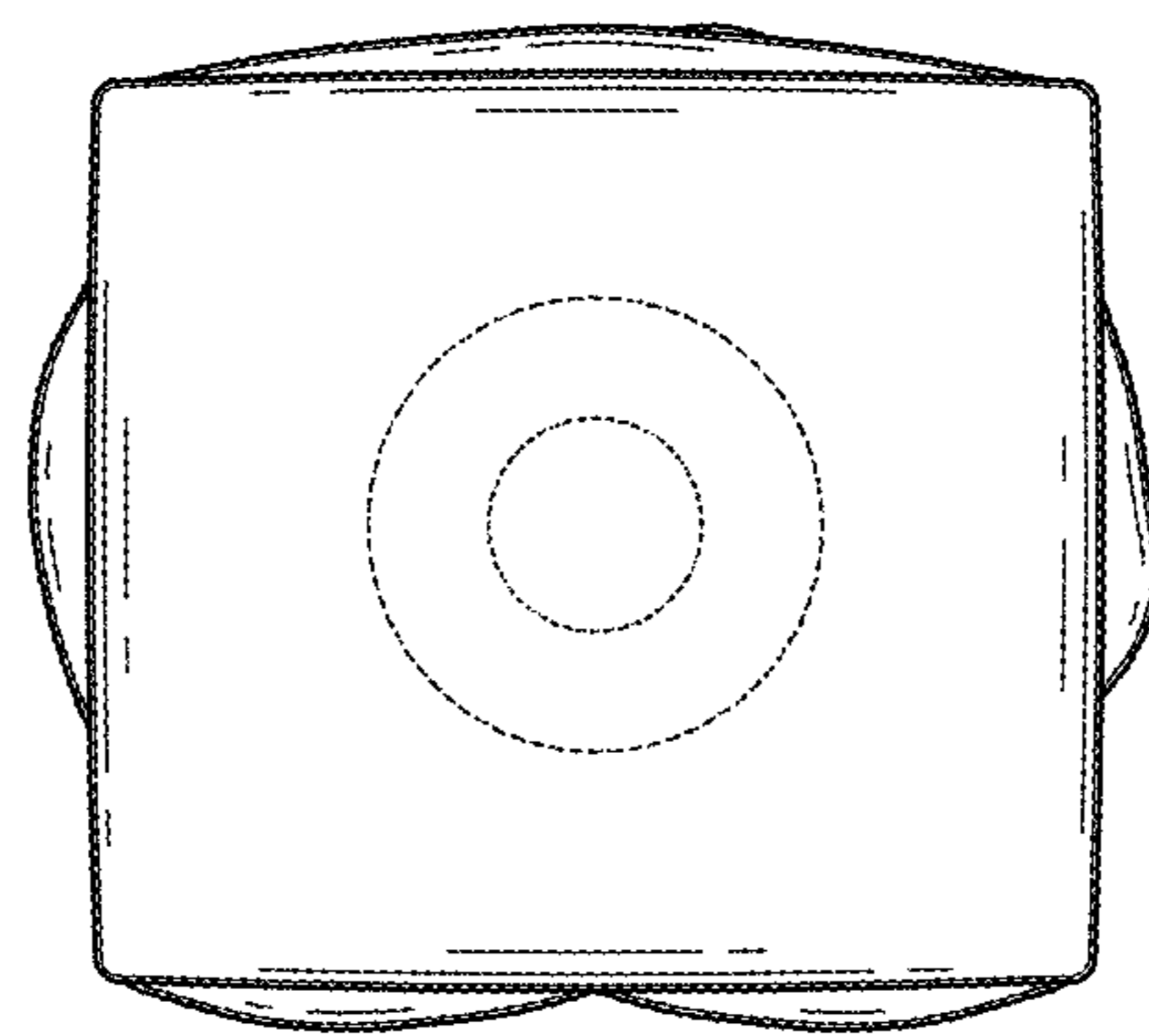


FIG. 7



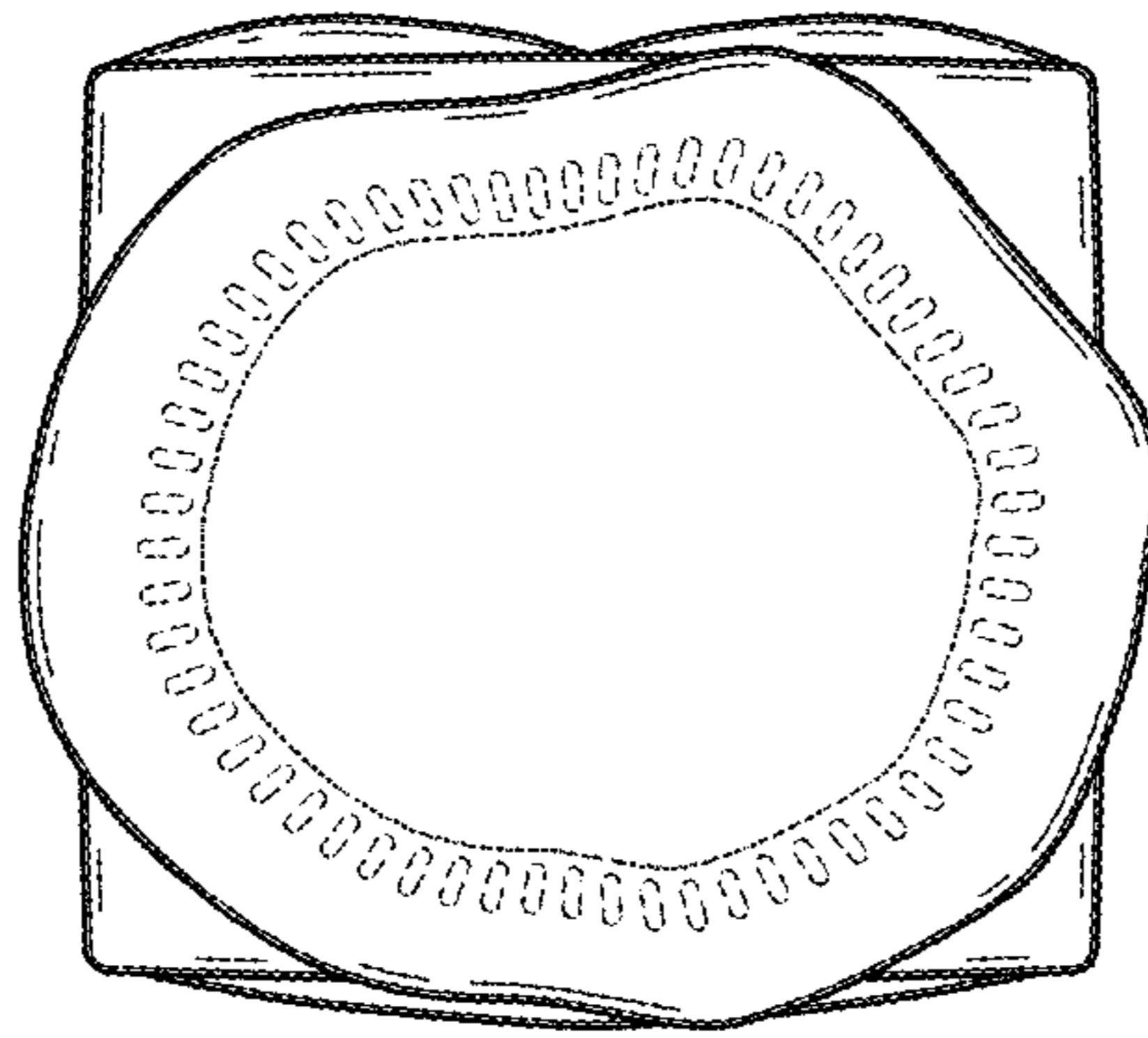


FIG. 8