



US00D810568S

(12) **United States Design Patent** (10) **Patent No.:** **US D810,568 S**
Ellsworth et al. (45) **Date of Patent:** **** Feb. 20, 2018**

(54) **APPLICATOR DOME**

(71) Applicant: **The Procter & Gamble Company**,
Cincinnati, OH (US)

(72) Inventors: **Justin Alan Ellsworth**, Liberty
Township, OH (US); **Timothy David
Reichling**, Cincinnati, OH (US);
Sheena Marie Mahrle, Liberty
Township, OH (US); **Christopher
Eugene Bates**, Cincinnati, OH (US)

(73) Assignee: **The Procter & Gamble Company**,
Cincinnati, OH (US)

(**) Term: **15 Years**

(21) Appl. No.: **29/567,590**

(22) Filed: **Jun. 10, 2016**

(51) **LOC (11) Cl.** **09-01**

(52) **U.S. Cl.**
USPC **D9/451; D9/727**

(58) **Field of Classification Search**
USPC D2/507, 608, 631, 725, 734, 753, 777,
D2/948, 952; D5/37; D7/672, 675, 678,
D7/684; D9/434, 435, 441, 451, 516,
D9/529, 549, 550, 556, 558, 571,
D9/723-725, 727; 206/385; 222/1, 71,
222/173; 604/295; 606/204.25;
D26/118, 127

CPC A46M 35/00; B65D 47/18
See application file for complete search history.

(56) **References Cited**

U.S. PATENT DOCUMENTS

D168,757 S 2/1953 Odzer
D228,867 S 10/1973 Mallonn
D256,948 S * 9/1980 Boersma D23/261
D286,747 S 11/1986 Kostanecki
D296,020 S 5/1988 McCarroll

4,854,231 A 8/1989 Jahn
D311,117 S 10/1990 Wolff
D314,119 S * 1/1991 Kauffman D7/505
5,000,356 A 3/1991 Johnson et al.
D335,700 S 5/1993 Sarnoff
(Continued)

FOREIGN PATENT DOCUMENTS

JP D1292049 1/2007
JP D1292053 1/2007
(Continued)

OTHER PUBLICATIONS

David Trubridge Floral Pendant Light, announced Oct. 2012,
[online], site visited Feb. 9, 2015. Available from Internet, <URL:
<http://www.lacremedesign.com>>.
(Continued)

Primary Examiner — Derrick E Holland
Assistant Examiner — Janice Julia Patyk
(74) *Attorney, Agent, or Firm* — Kathleen Y. Carter; Betty
Joanne Zea


(57) **CLAIM**

The ornamental design for an applicator dome, as shown and
described.

DESCRIPTION

FIG. 1 is a perspective view of an applicator dome, showing
our new design;
FIG. 2 is a top plan view thereof;
FIG. 3 is a bottom plan view thereof;
FIG. 4 is a front view thereof;
FIG. 5 is a first side view thereof;
FIG. 6 is a back view thereof; and,
FIG. 7 is a second side view thereof.
The broken line portions of FIGS. 1-7 show unclaimed
subject matter only and form no part of the claimed design.

1 Claim, 2 Drawing Sheets



(56)

References Cited

U.S. PATENT DOCUMENTS

D370,716 S 6/1996 Menzies
 5,725,133 A 3/1998 Iata
 D397,275 S * 8/1998 DuBay, Sr. D7/667
 D401,852 S 12/1998 Teags
 5,879,096 A 3/1999 Franta et al.
 D408,736 S 4/1999 Wilson
 D412,839 S 8/1999 Wilson
 5,947,621 A 9/1999 Szekely
 6,039,483 A 3/2000 Szekely
 6,143,284 A 11/2000 Bush et al.
 6,299,369 B1 10/2001 Baines et al.
 D454,177 S 3/2002 Tracey
 D477,217 S 7/2003 Riedi
 D482,573 S * 11/2003 Miller D7/538
 6,817,799 B1 11/2004 Petit
 D513,944 S * 1/2006 Kaposi D7/667
 D530,623 S 10/2006 Shurtleff
 D542,652 S 5/2007 Moribata
 D548,086 S 8/2007 Conway
 D551,571 S 9/2007 McConville
 D564,636 S 3/2008 Hanna
 D568,742 S 5/2008 Kunesh
 7,374,360 B1 5/2008 Szekely
 D576,735 S 9/2008 Strickler
 D582,766 S 12/2008 Gatrost et al.
 7,544,294 B2 * 6/2009 Halterman A47G 19/30
 206/804
 D645,743 S 9/2011 Liebowitz

D662,413 S 6/2012 Jozwiak
 8,388,249 B2 3/2013 Groh et al.
 D689,341 S 9/2013 Dooley
 D702,345 S * 4/2014 Skarbowski D24/146
 8,875,955 B2 11/2014 Arora et al.
 D719,787 S * 12/2014 Seegars D7/553.6
 8,961,048 B2 2/2015 Baines et al.
 D732,976 S 6/2015 Ellsworth
 2010/0196079 A1 8/2010 Bolander et al.
 2013/0039687 A1 2/2013 Bolander et al.
 2014/0154197 A1 6/2014 Swaile et al.
 2016/0174683 A1 6/2016 Ellsworth
 2016/0174684 A1 6/2016 Ellsworth
 2016/0174685 A1 6/2016 Ellsworth
 2016/0174686 A1 6/2016 Ellsworth
 2016/0174687 A1 6/2016 Ellsworth

FOREIGN PATENT DOCUMENTS

JP D1292651 2/2007
 JP D1391747 7/2010
 JP D1350924 1/2012

OTHER PUBLICATIONS

Fiorelli Ladies' Geometric Cutout Flower Locket Pendant, announced Nov. 2012, [online], site visited Feb. 9, 2015. Available from Internet, <URL: <http://www.amazon.co.uk>>.

* cited by examiner

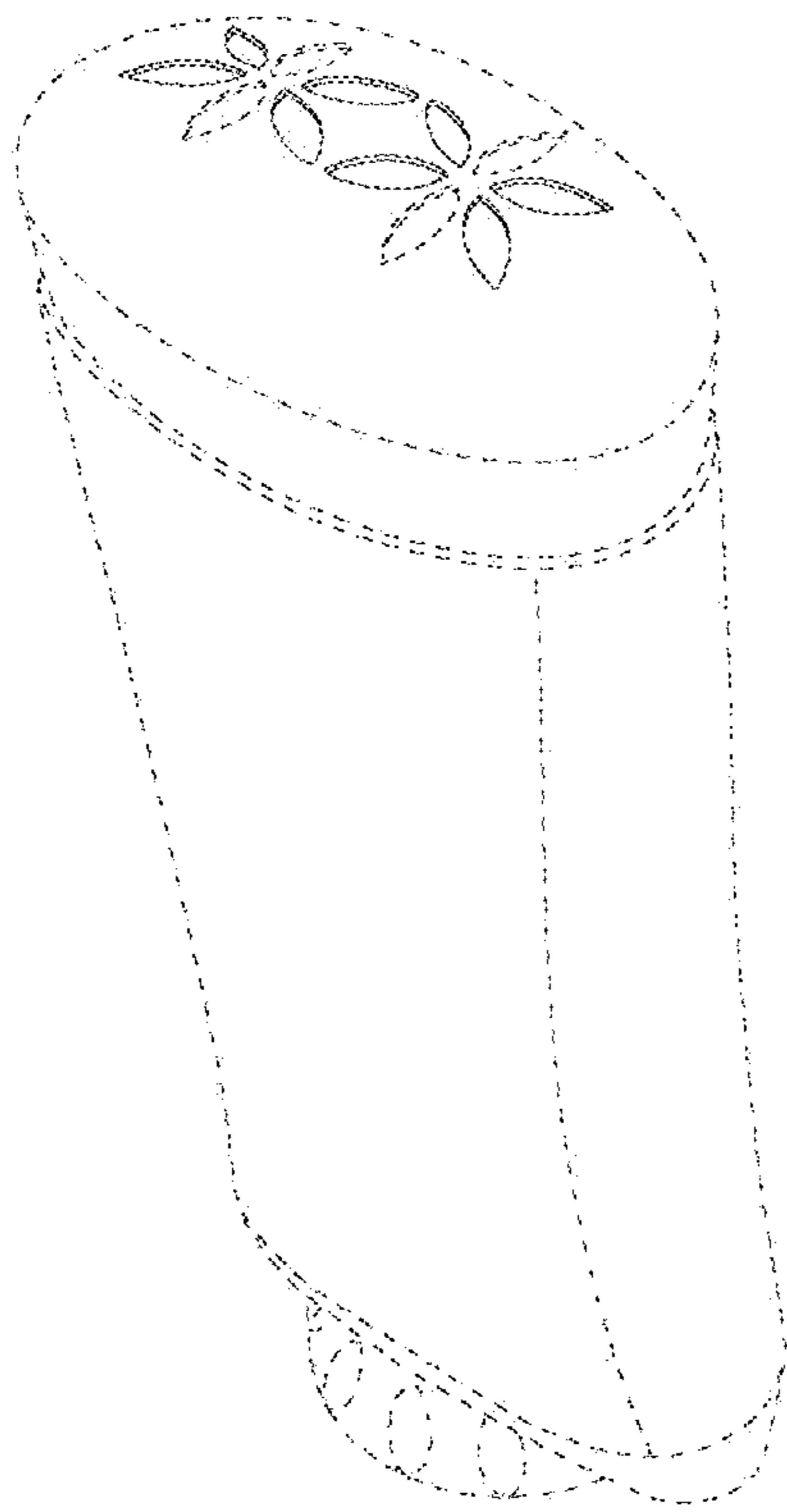


Fig 1

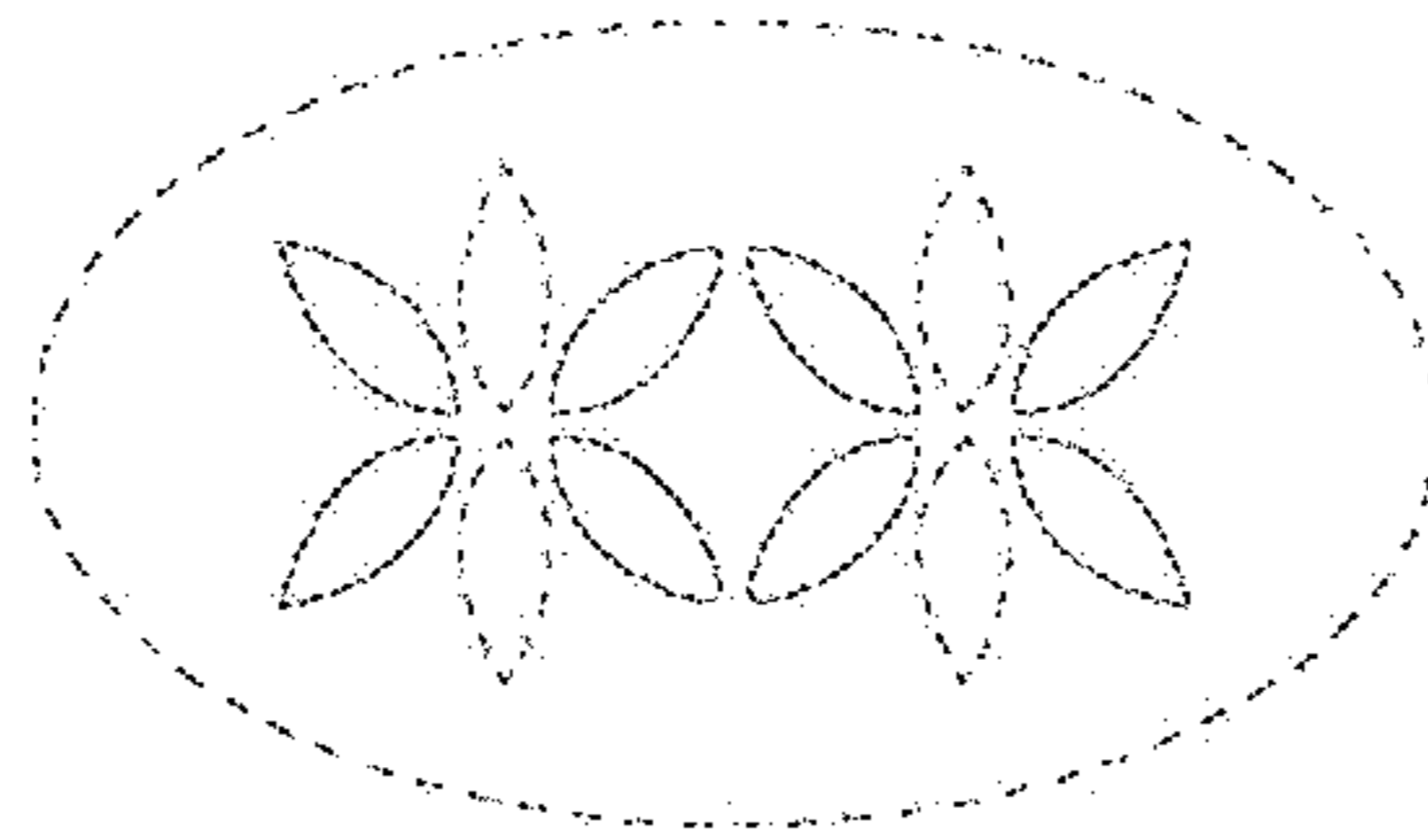


Fig. 2

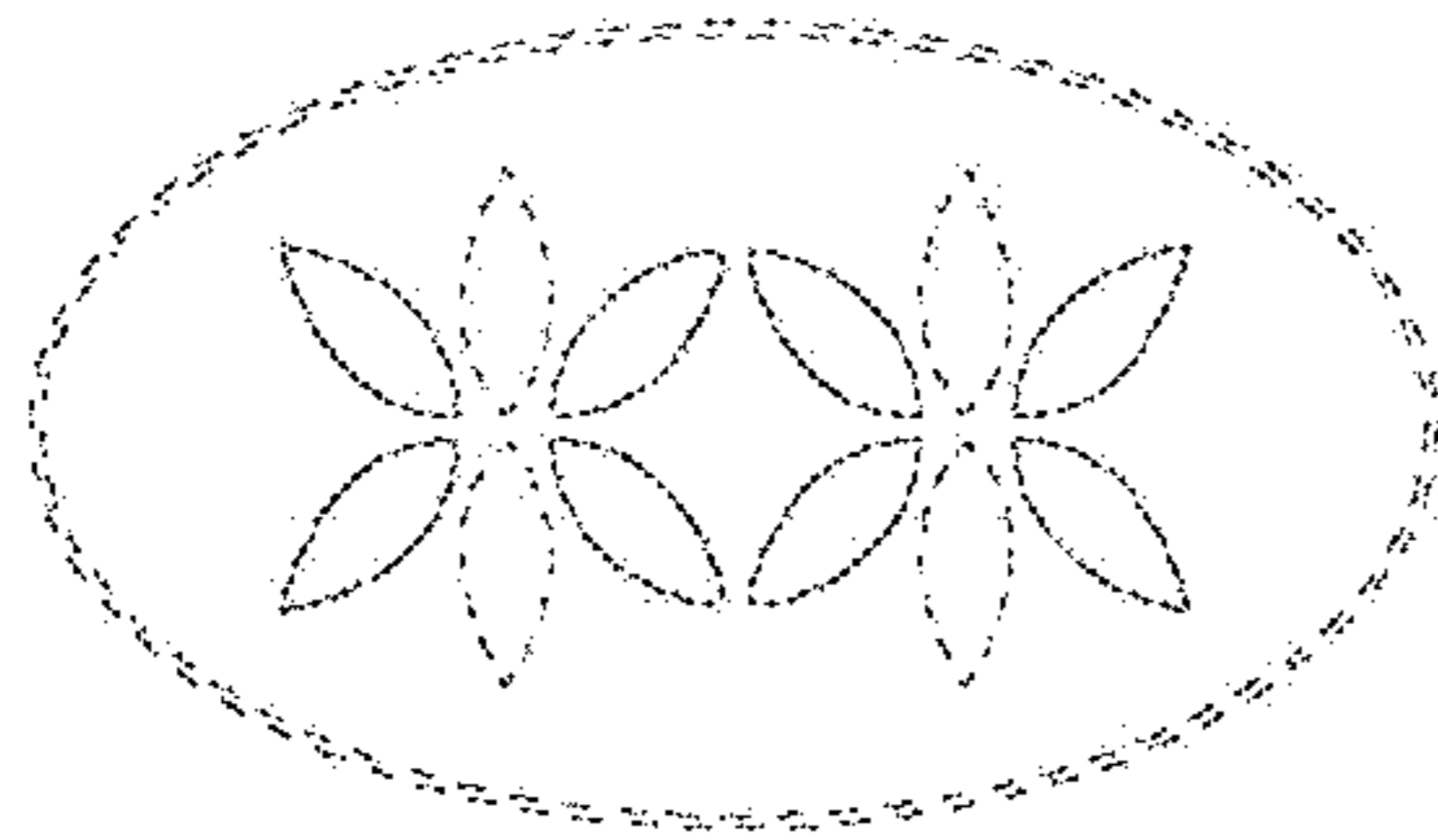


Fig. 3




Fig. 4




Fig. 5




Fig. 6

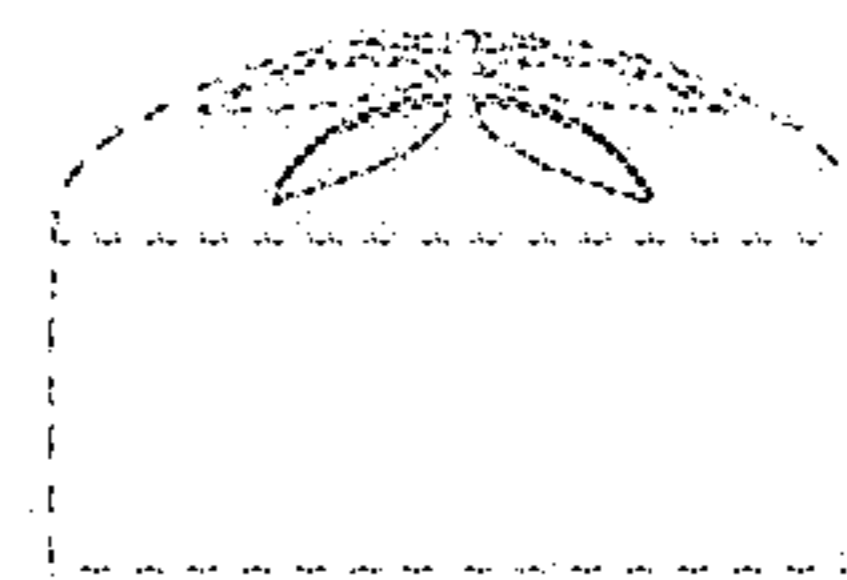


Fig. 7