



US00D810541S

(12) **United States Design Patent**
Amato

(10) **Patent No.:** **US D810,541 S**
(45) **Date of Patent:** **** Feb. 20, 2018**

(54) **CLOSET HANDLEBAR WITH DECORATIVE INSERT**

D270,188 S * 8/1983 Whitehouse D25/119
D286,194 S * 10/1986 Bancroft D25/125
D536,954 S * 2/2007 Sjoberg D8/373

(71) Applicant: **UNIICA, LLC**, Coral Gables, FL (US)

* cited by examiner

(72) Inventor: **Javier Alejandro Amato**, Buenos Aires (AR)

Primary Examiner — Robert M. Spear

Assistant Examiner — Eliza Z Bennett-Hattan

(73) Assignee: **UNIICA, LLC**, Coral Gables, FL (US)

(74) *Attorney, Agent, or Firm* — Golab Intellectual Property; Mario Sergio Golab

(**) Term: **15 Years**

(57) **CLAIM**

The ornamental design for a closet handlebar with decorative insert, as shown and described.

(21) Appl. No.: **29/534,608**

DESCRIPTION

(22) Filed: **Jul. 30, 2015**

(51) **LOC (11) Cl.** **08-06**

FIG. 1 is a perspective view of the closet handlebar with decorative insert.

(52) **U.S. Cl.**

USPC **D8/301**; D25/125

FIG. 2 is a top view of the closet handlebar with decorative insert.

(58) **Field of Classification Search**

USPC D8/300, 301, 321, 377; D25/119, 125

CPC E05Y 2201/684; E05Y 2201/614; E05D

15/0652; Y10T 16/379

See application file for complete search history.

FIG. 3 is a bottom view of the closet handlebar with decorative insert.

FIG. 4 is a front view of the closet handlebar with decorative insert.

FIG. 5 is a rear view of the closet handlebar with decorative insert.

FIG. 6 is left side view of the closet handlebar with decorative insert; and,

FIG. 7 is right side view of the closet handlebar with decorative insert.

(56) **References Cited**

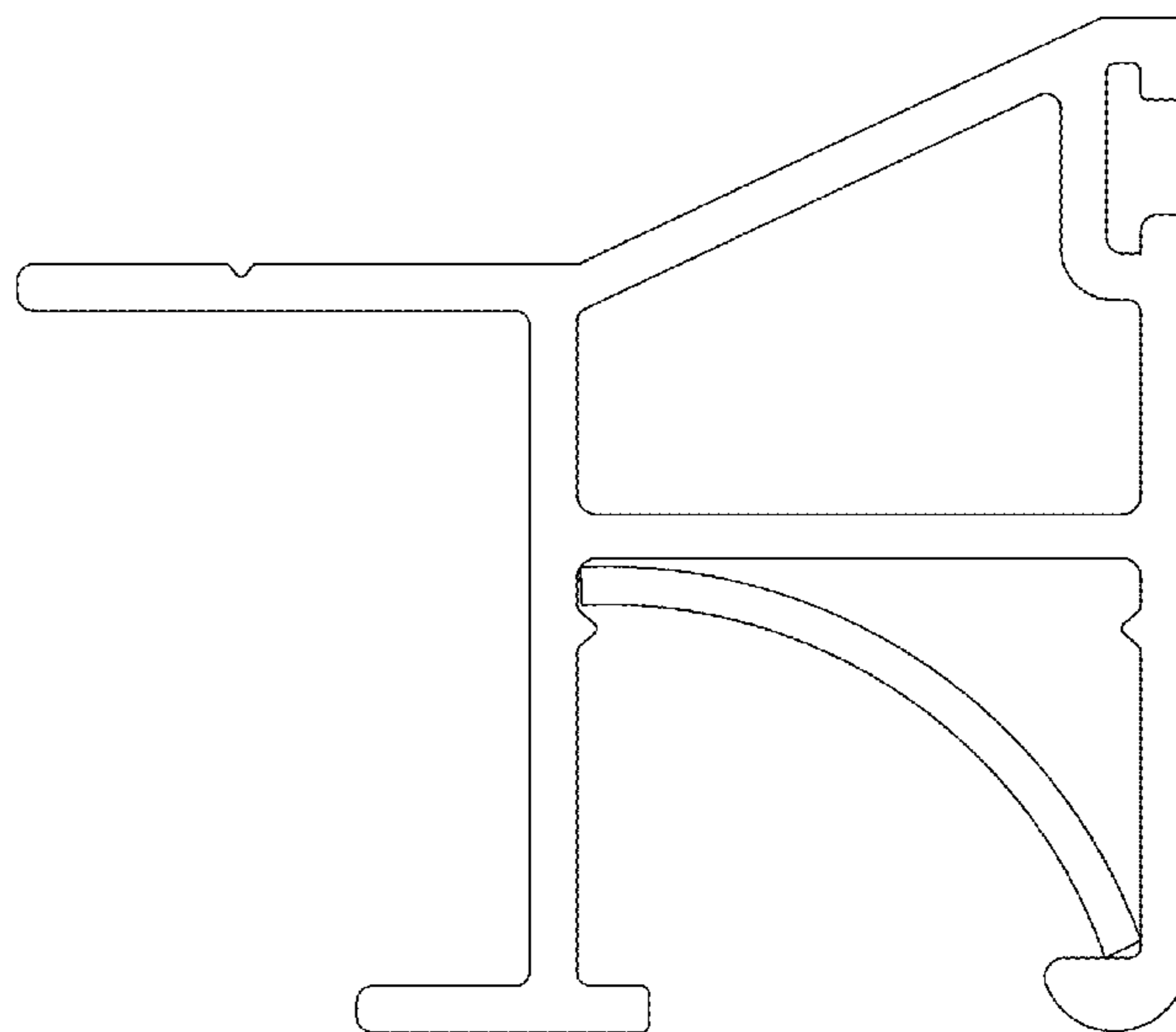

U.S. PATENT DOCUMENTS

D253,031 S * 10/1979 Gidseg D8/301

D253,131 S * 10/1979 Broadbent D25/125

D258,561 S * 3/1981 Dallaire D8/300

1 Claim, 7 Drawing Sheets






FIG. 1

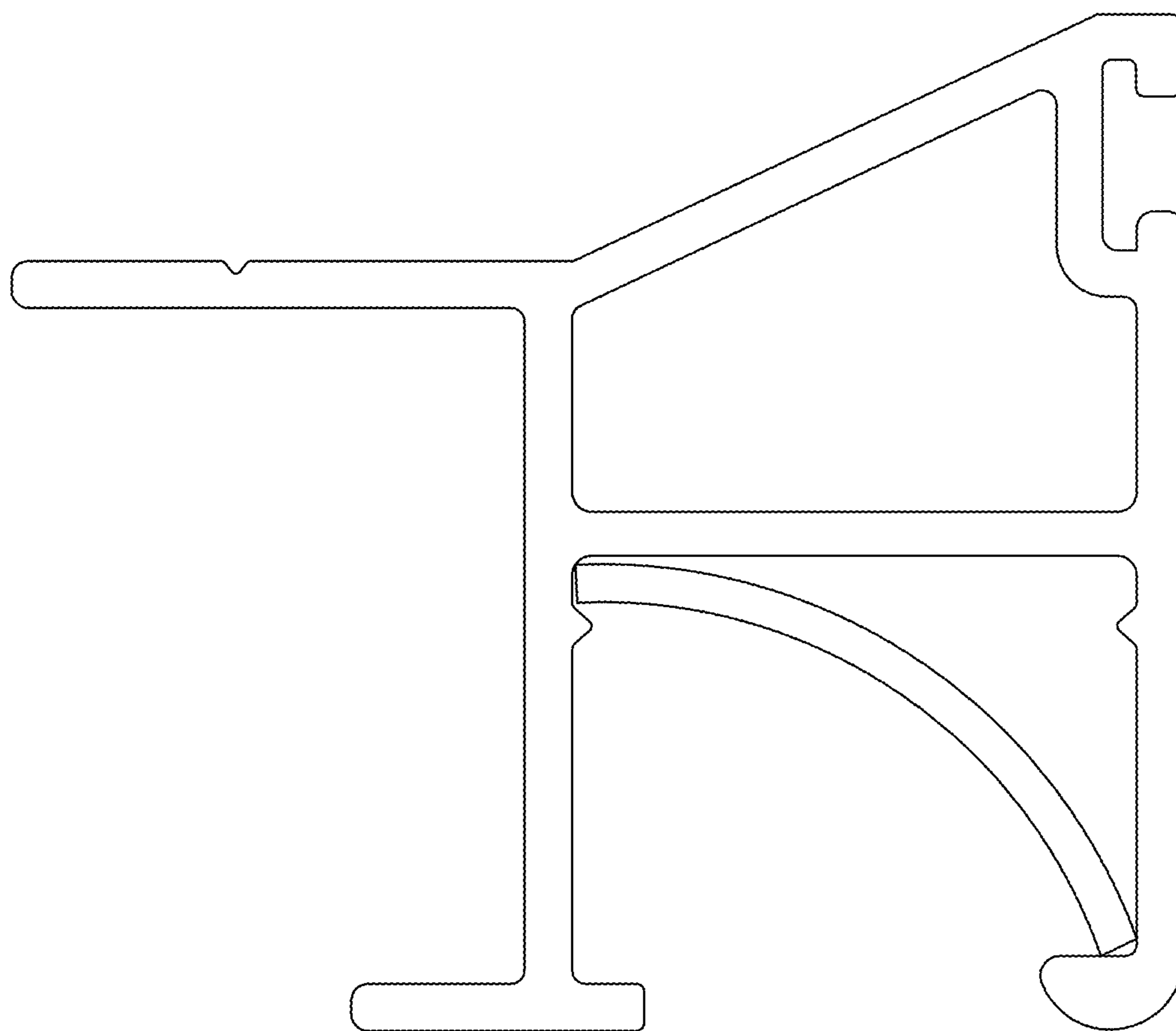


FIG. 2

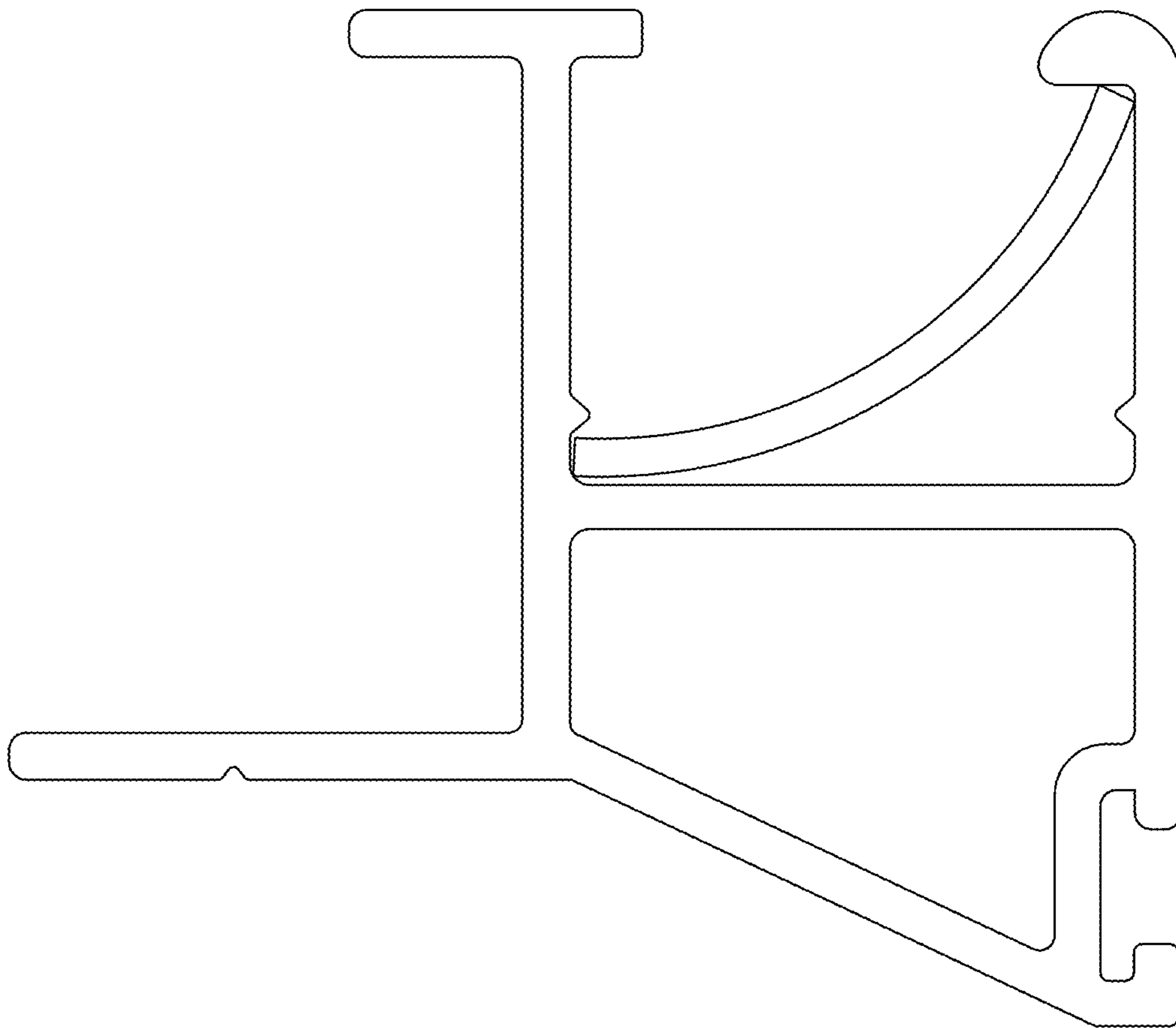


FIG. 3




FIG. 4




FIG. 5




FIG. 6




FIG. 7