



US00D810507S

(12) **United States Design Patent**  
**Gaeta et al.**

(10) **Patent No.:** **US D810,507 S**

(45) **Date of Patent:** **\*\* Feb. 20, 2018**

- (54) **MIXER/AERATOR**
- (71) Applicant: **JETSTREAM WINE TECHNOLOGIES INC**, North Reading, MA (US)
- (72) Inventors: **Cheryl Gaeta**, Reading, MA (US);  
**David G. Kmetz**, Douglas, MA (US);  
**Michael J. Pelosi**, Winthrop, MA (US)
- (73) Assignee: **JETSTREAM WINE TECHNOLOGIES, INC.**, North Reading, MA (US)
- (\*\*) Term: **15 Years**
- (21) Appl. No.: **29/547,685**
- (22) Filed: **Dec. 7, 2015**
- (51) **LOC (11) Cl.** ..... **07-99**
- (52) **U.S. Cl.**  
USPC ..... **D7/397; D7/368**
- (58) **Field of Classification Search**  
USPC ..... **D7/397, 368; 426/474; 215/40**  
CPC ..... **C12G 1/00; B01F 3/04794; B01F 3/0446;**  
**B01F 13/002; B01F 5/0644; B01F**  
**5/0428; B01F 2215/0072; B65D 1/023;**  
**B65D 23/04**  
See application file for complete search history.

- 8,727,324 B2 \* 5/2014 Borden ..... B01F 5/0428  
222/190
- 8,783,665 B2 \* 7/2014 Kuru ..... B01F 5/0641  
222/566
- 8,807,358 B2 \* 8/2014 Devoy ..... B01F 3/0446  
215/309
- D712,199 S \* 9/2014 Borden ..... B01F 5/0428  
D7/397
- D741,645 S \* 10/2015 Lau ..... D7/397
- 9,283,526 B2 \* 3/2016 Smith ..... B01F 3/04737
- 9,463,423 B2 \* 10/2016 Borden ..... B01F 5/0428
- D772,004 S \* 11/2016 Khan ..... D7/397
- 9,486,754 B2 \* 11/2016 Foldesi, Jr. .... B01F 3/04794
- 2010/0091605 A1 \* 4/2010 Rasmussen ..... B01F 3/0446  
366/107
- 2012/0074092 A1 \* 3/2012 Devoy ..... B01F 3/0446  
215/40
- 2013/0319253 A1 \* 12/2013 Smith ..... B01F 3/04737  
99/323.1

\* cited by examiner

*Primary Examiner* — Mark Goodwin

(74) *Attorney, Agent, or Firm* — Duane Morris LLP

(57) **CLAIM**

The ornamental design for a mixer/aerator, as shown and described.

**DESCRIPTION**

FIG. 1 is a front elevation view of a mixer/aerator showing our new design; the left, right, and rear elevation views of the design are identical; and, FIG. 2 is a plan view thereof; the bottom view of the design is the mirror image of the top view.


The portions of the mixer/aerator shown in broken lines form no part of the claimed design.

**1 Claim, 1 Drawing Sheet**

(56) **References Cited**

U.S. PATENT DOCUMENTS

- D631,291 S \* 1/2011 Kushner ..... D7/213
- D633,745 S \* 3/2011 Ross ..... D7/300.1
- D635,823 S \* 4/2011 Mauffette ..... D7/368
- D681,393 S \* 5/2013 Agarwal ..... D7/213






FIG. 1

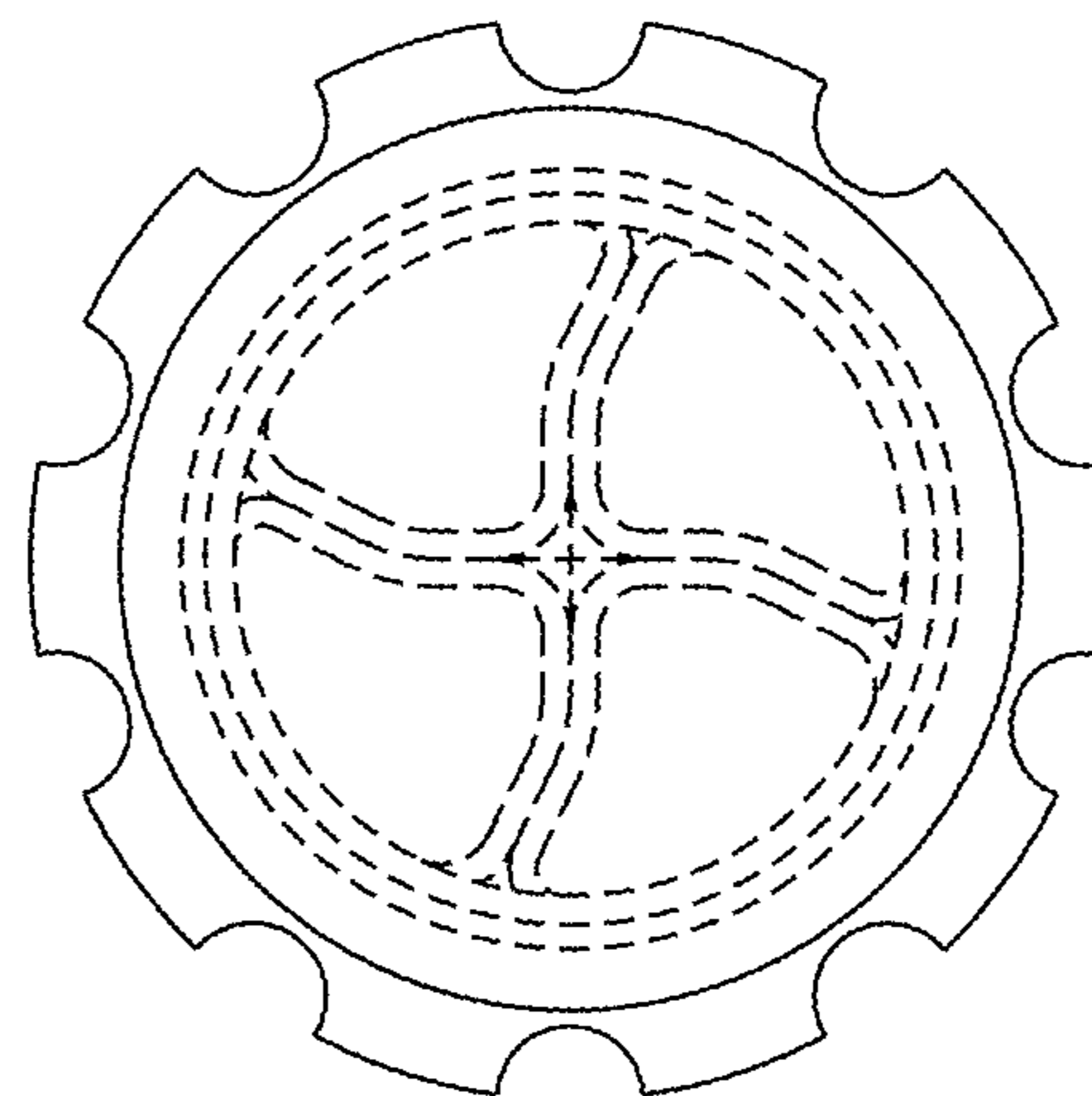


FIG. 2