



US00D810494S

(12) **United States Design Patent**
Hu

(10) **Patent No.:** **US D810,494 S**

(45) **Date of Patent:** **** Feb. 20, 2018**

(54) **MICROWAVE OVEN**

(71) Applicants: **GUANGDONG MIDEA KITCHEN APPLIANCES MANUFACTURING CO., LTD.**, Foshan (CN); **MIDEA GROUP CO., LTD.**, Foshan (CN)

(72) Inventor: **Yibo Hu**, Foshan (CN)

(73) Assignees: **Guangdong Midea Kitchen Appliances Manufacturing Co., Ltd.**, Foshan (CN); **Midea Group Co., Ltd.**, Foshan (CN)

(**) Term: **15 Years**

(21) Appl. No.: **29/561,289**

(22) Filed: **Apr. 14, 2016**

(30) **Foreign Application Priority Data**

Nov. 9, 2015 (CN) 2015 3 0443014

(51) **LOC (11) Cl.** **07-02**

(52) **U.S. Cl.**
USPC **D7/351; D7/349**

(58) **Field of Classification Search**
USPC D7/323, 328-330, 337, 339, 340, 341, D7/347, 348, 349, 351, 354, 402, 405; D8/315-316; D15/89
CPC A21B 2/00; A47J 36/32; A47J 37/0857; A47J 37/0807; A47J 37/0635; A47J 37/0611; A47J 37/049; A47J 37/044; A47J 37/00; A47J 37/06; A47J 37/08
See application file for complete search history.

(56) **References Cited**

U.S. PATENT DOCUMENTS

D285,893 S * 9/1986 Mizuma D7/351
D531,447 S * 11/2006 Lee D7/350.4

D560,423 S * 1/2008 Kim D7/351
D561,529 S * 2/2008 Suh D7/351
D576,834 S * 9/2008 Shin D7/351
D576,835 S * 9/2008 Shin D7/351
D606,359 S * 12/2009 Lee D7/351
D633,329 S * 3/2011 Baek D7/351
D634,576 S * 3/2011 Baek D7/351
D651,462 S * 1/2012 Browne D7/405
D653,908 S * 2/2012 Browne D7/405
D704,498 S * 5/2014 Kim D7/351
D741,649 S * 10/2015 Kim D7/405
D747,912 S * 1/2016 Funnell, II D7/348
D761,620 S * 7/2016 Kim D7/405
D762,416 S * 8/2016 Kim D7/405
D764,890 S * 8/2016 Shoemaker D15/89
D769,669 S * 10/2016 Kim D7/351
D769,673 S * 10/2016 Shoemaker D7/405
D780,511 S * 3/2017 Chung D7/405
D781,127 S * 3/2017 Shoemaker D8/315
D781,642 S * 3/2017 Incukur D7/393

* cited by examiner

Primary Examiner — Caron D Veynar

Assistant Examiner — Mehri F Bajoul

(74) *Attorney, Agent, or Firm* — Lathrop Gage LLP

(57) **CLAIM**

An ornamental design for a microwave oven, as shown, and described.

DESCRIPTION

FIG. 1 is a front elevational view of a microwave oven showing my new design;
FIG. 2 is a left side elevational view thereof;
FIG. 3 is a right side elevational view thereof;
FIG. 4 is a bottom view thereof; and,
FIG. 5 is a perspective view thereof.
The back feature shown grayed out forms no part of the claimed design.

1 Claim, 3 Drawing Sheets






FIG. 1




FIG. 2

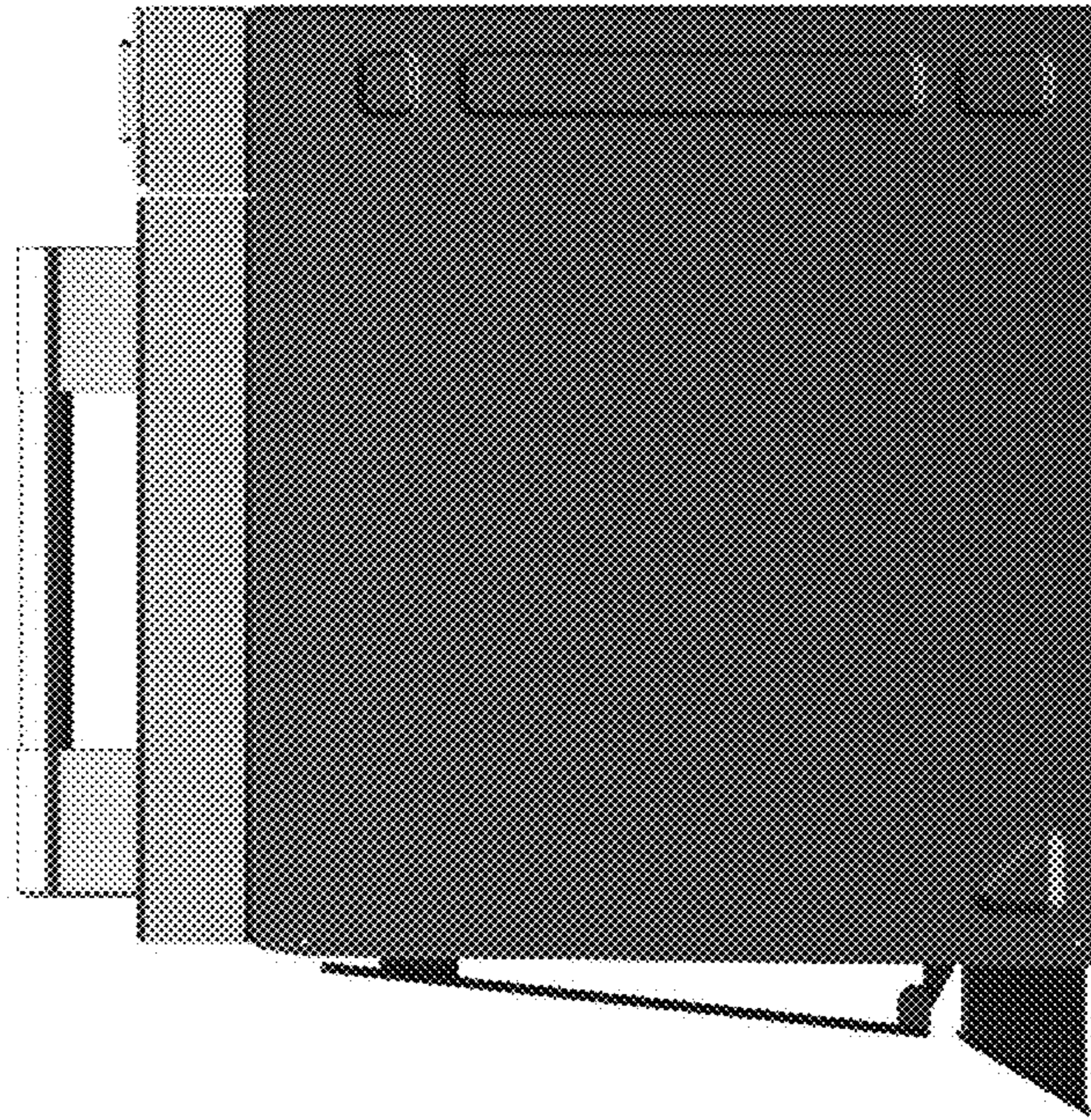


FIG. 3




FIG. 4



FIG. 5