



US00D810493S

(12) **United States Design Patent**
Harrell et al.

(10) **Patent No.:** **US D810,493 S**

(45) **Date of Patent:** **** Feb. 20, 2018**

(54) **COOKTOP COVER**

(71) Applicant: **DOMETIC SWEDEN AB**, Solna (SE)

(72) Inventors: **Dustin Harrell**, Goodlettsville, TN (US); **Sashidhar Tripurari**, Nashville, TN (US)

(73) Assignee: **Dometic Sweden AB**, Solna (SE)

(**) Term: **15 Years**

(21) Appl. No.: **29/555,895**

(22) Filed: **Feb. 25, 2016**

(51) **LOC (11) Cl.** **07-02**

(52) **U.S. Cl.**
USPC **D7/346; D7/340; D7/347; D15/89**

(58) **Field of Classification Search**
USPC D7/339, 323, 328-330, 332-337, D7/340-349, 362-363, 387, 390, D7/402-408; D12/159, 195, 222, D12/317-318, 400-401, 409, 412, D12/414-415, 423-426; D15/89
CPC F24C 15/00; F24C 15/10; F24C 15/12; F24C 15/14; F25D 25/025; F25D 25/02
See application file for complete search history.

(56) **References Cited**

U.S. PATENT DOCUMENTS

2,035,060	A	3/1936	Fox	
2,350,074	A	5/1944	Smallen	
2,674,990	A	4/1954	Bury	
2,696,812	A	12/1954	Merritt, Jr.	
3,059,632	A	10/1962	Rogers	
5,793,021	A	8/1998	Walton	
D450,527	S *	11/2001	Busalt	D7/340
D451,332	S *	12/2001	Busalt	D7/340
6,371,105	B1 *	4/2002	Merritt	F24C 15/12 126/211
D462,573	S *	9/2002	Staebler	D7/346
6,502,570	B2	1/2003	Grady	

D506,637	S *	6/2005	Tanaka	D7/346
D507,450	S *	7/2005	Tanaka	D7/346
D511,641	S *	11/2005	Kim	D7/346
D546,618	S *	7/2007	Tanaka	D7/346
D549,039	S *	8/2007	Tanaka	D7/346
D568,673	S *	5/2008	Tanaka	D7/346

(Continued)

FOREIGN PATENT DOCUMENTS

CA	2317225	A1 *	8/2001	F24C 15/14
CN	203349333		12/2013	

(Continued)

OTHER PUBLICATIONS

campingworld.com, <http://www.campingworld.com/shopping/item/slide-in-and-range-flush-mount-glass-cover/78906>, website created Feb. 22, 2015.

(Continued)

Primary Examiner — Caron D Veynar
Assistant Examiner — Mehri Bajoul
(74) *Attorney, Agent, or Firm* — Middleton Reutlinger

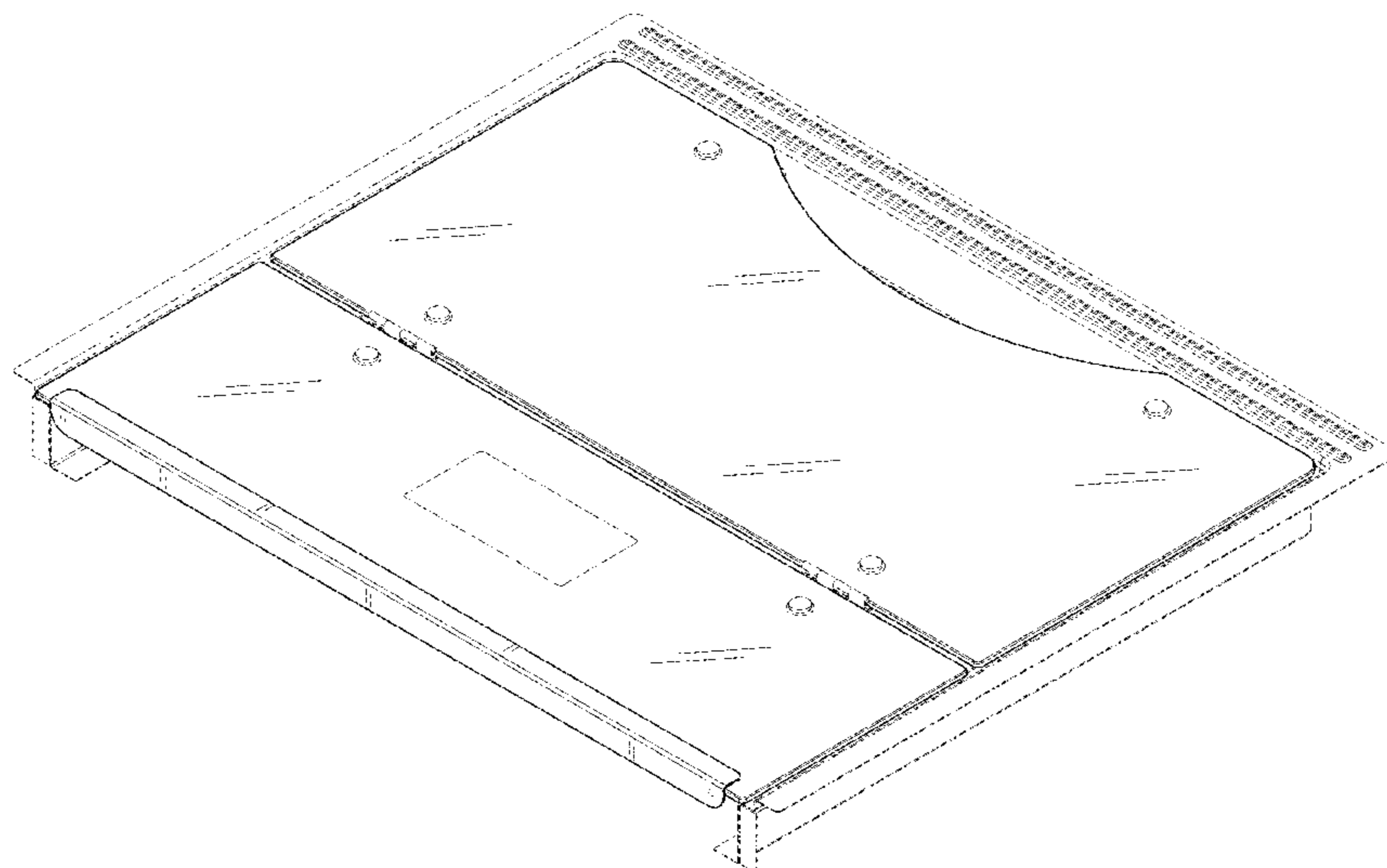
(57) **CLAIM**

The ornamental design for a cooktop cover, as shown and described.

DESCRIPTION

FIG. 1 is an upper perspective view of a cooktop cover design;
FIG. 2 is a front view of the design of FIG. 1;
FIG. 3 is a rear view of the design of FIG. 1;
FIG. 4 is a right side view of the design of FIG. 1;
FIG. 5 is a left side view of the design of FIG. 1;
FIG. 6 is a top view of the design of FIG. 1; and,
FIG. 7 is a bottom view of the design of FIG. 1.
The broken line disclosure represents unclaimed portions of the cooktop cover in which the design is embodied.

1 Claim, 5 Drawing Sheets



(56)

References Cited

U.S. PATENT DOCUMENTS

D568,674 S * 5/2008 Tanaka D7/346
 D697,359 S * 1/2014 Meda D7/346
 D708,004 S * 7/2014 Sadtler D7/346
 D722,552 S * 2/2015 Pifer, III D12/401
 D733,484 S * 7/2015 Roberson D7/346
 D741,103 S * 10/2015 Knoll D7/346
 D777,503 S * 1/2017 Kim D7/346
 D778,100 S * 2/2017 Kim D7/346
 2007/0295323 A1 12/2007 Delzell
 2010/0132690 A1 6/2010 Siviero
 2014/0138337 A1* 5/2014 Curdt F25D 25/02
 211/186
 2015/0068511 A1 3/2015 Pawley
 2015/0323198 A1 11/2015 Ratz
 2016/0238307 A1* 8/2016 Lee F25D 25/02

FOREIGN PATENT DOCUMENTS

DE 7436803 5/1975
 DE 2414993 10/1975
 EP 3040625 A1 * 7/2016 F24C 15/12
 GB 462534 3/1937
 GB 2263545 7/1993

OTHER PUBLICATIONS

dometic.com, <http://www.dometic.com/USA/New-Products/New-RV-Products/Bi-Fold-Glass-Cooktop-Cover/>, website created Jan. 1, 2015.
 camco.net, [http://www.camco.net/assets/catalog/Camco RV Catalog 2014.pdf](http://www.camco.net/assets/catalog/Camco%20RV%20Catalog%202014.pdf), website created Nov. 19, 2015.
 campingworld.com, <http://www.campingworld.com/shopping/item/bi-fold-cover-black/78861>, website created Nov. 19, 2015.

* cited by examiner

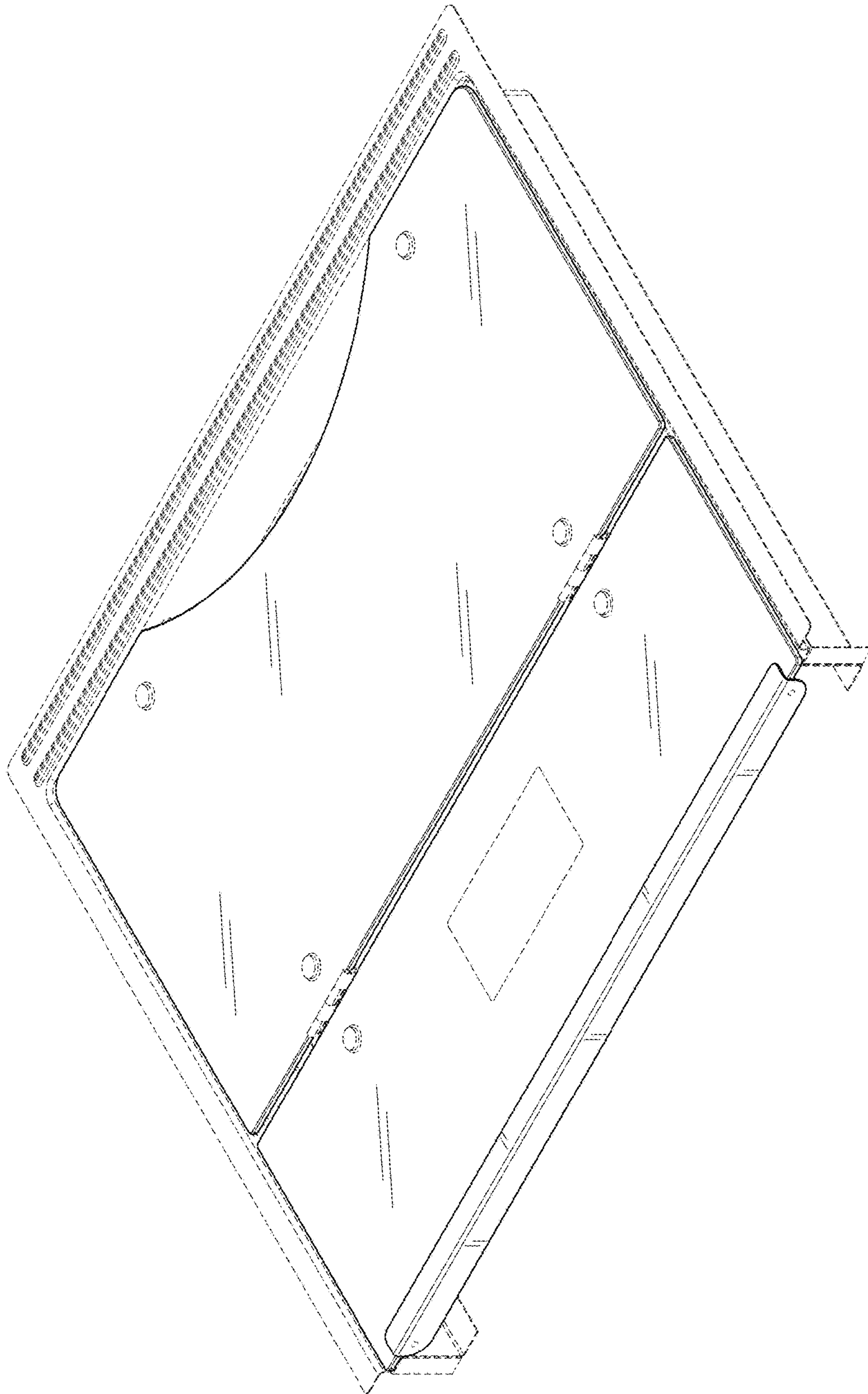


FIG. 1

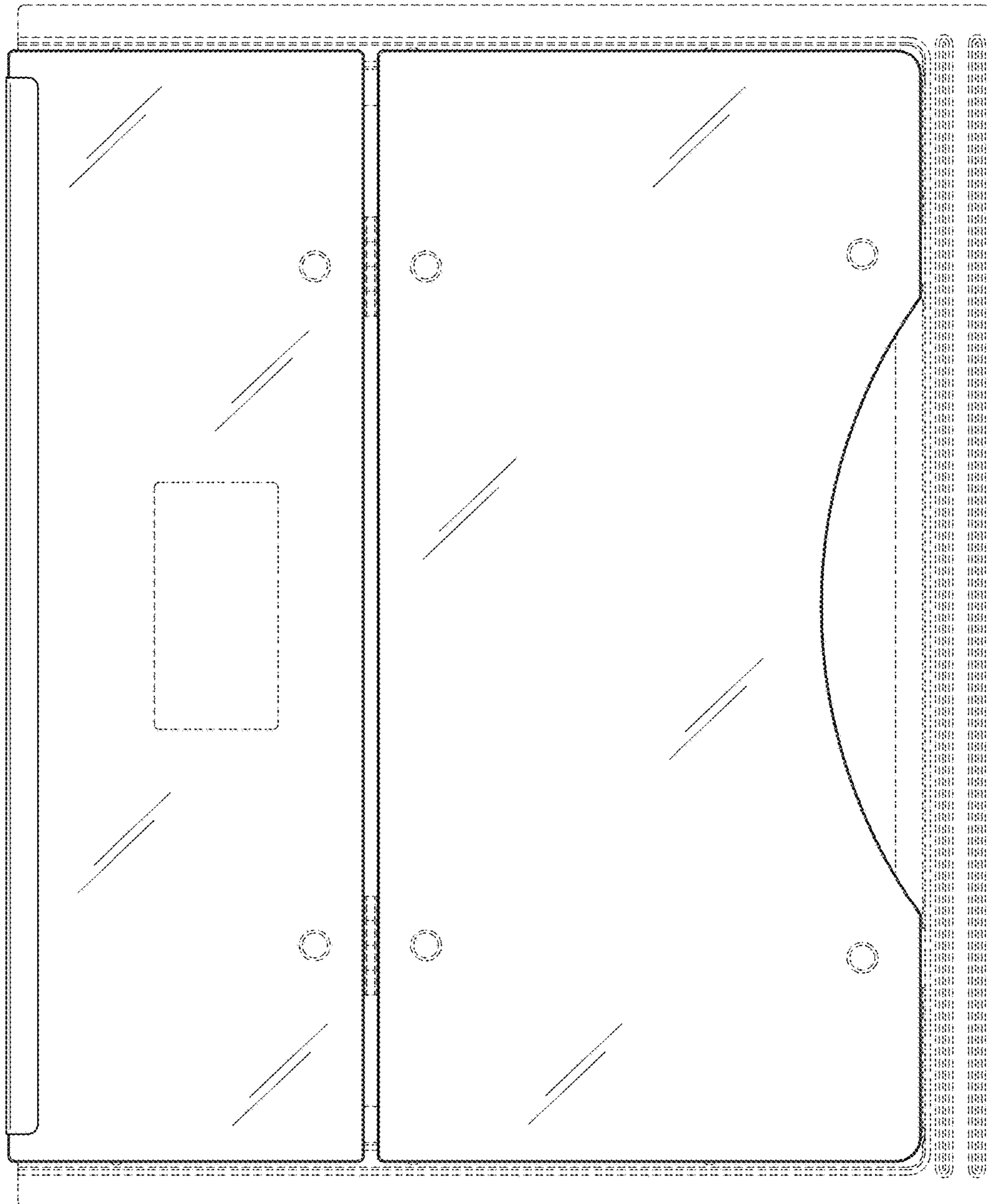


FIG. 2

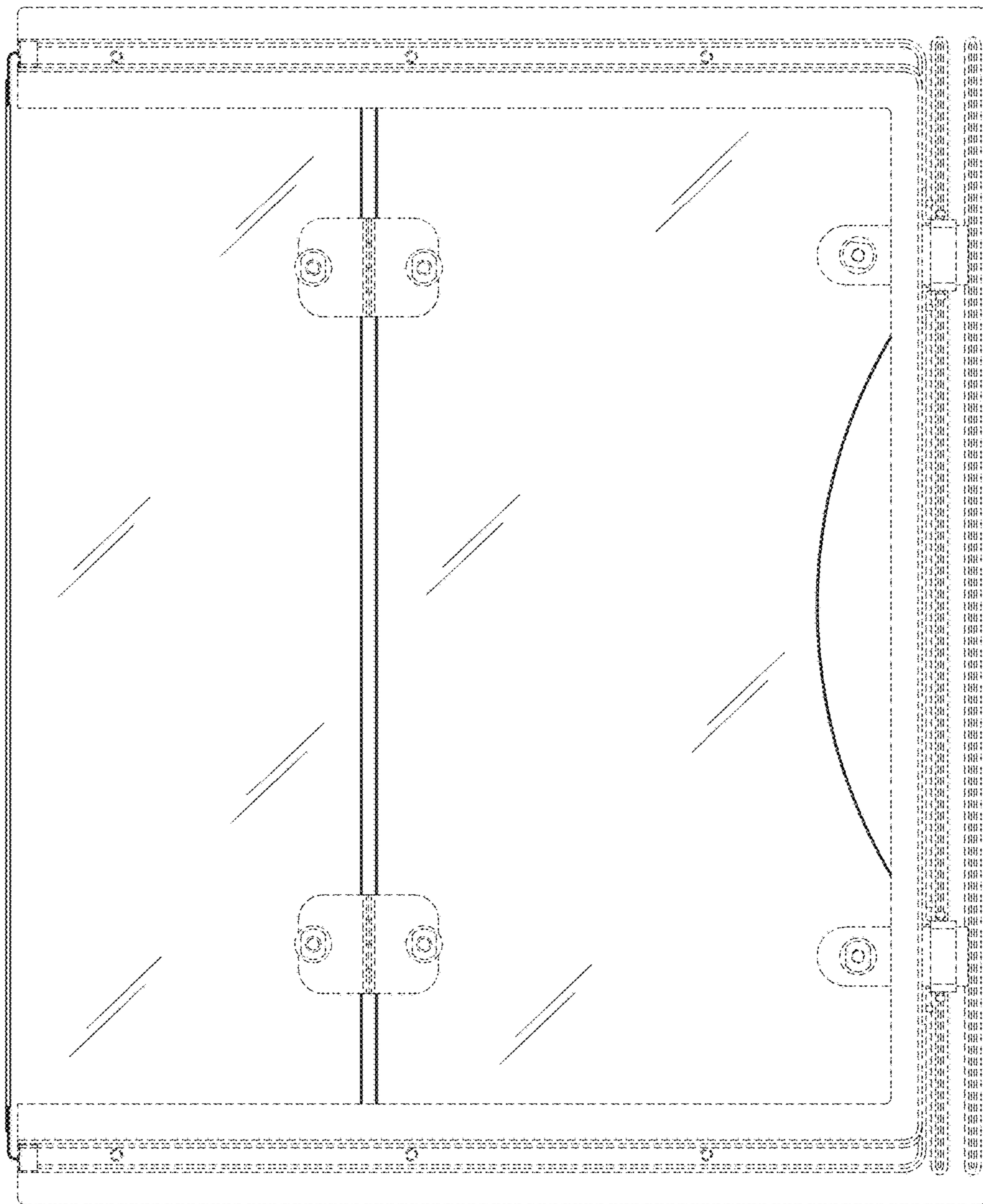


FIG. 3

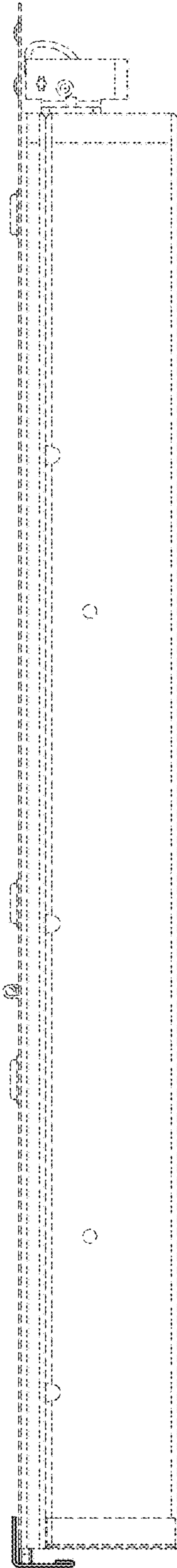


FIG. 4

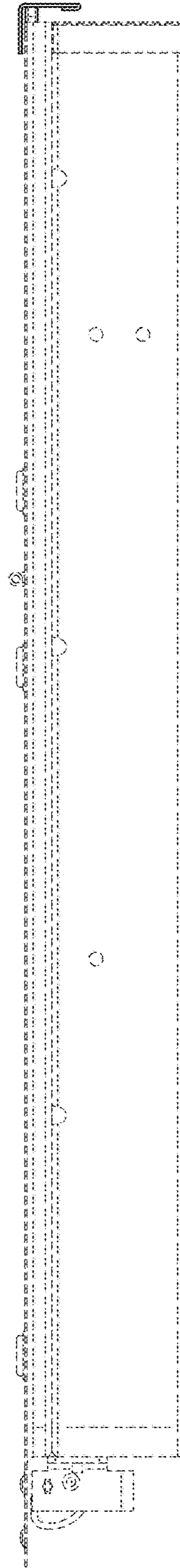


FIG. 5




FIG. 6

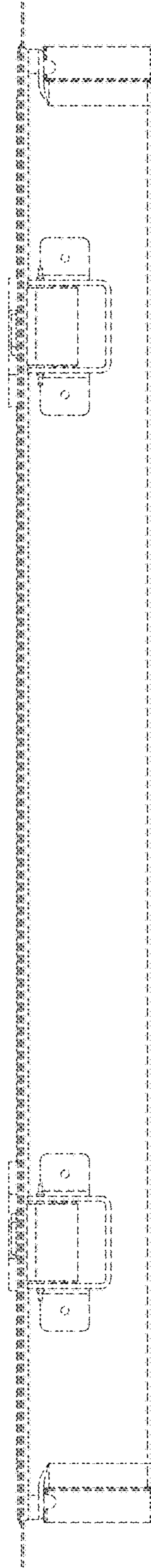


FIG. 7

UNITED STATES PATENT AND TRADEMARK OFFICE
CERTIFICATE OF CORRECTION

PATENT NO. : D810,493 S
APPLICATION NO. : 29/555895
DATED : February 20, 2018
INVENTOR(S) : Dustin Harrell et al.

Page 1 of 1

It is certified that error appears in the above-identified patent and that said Letters Patent is hereby corrected as shown below:

On the Title Page

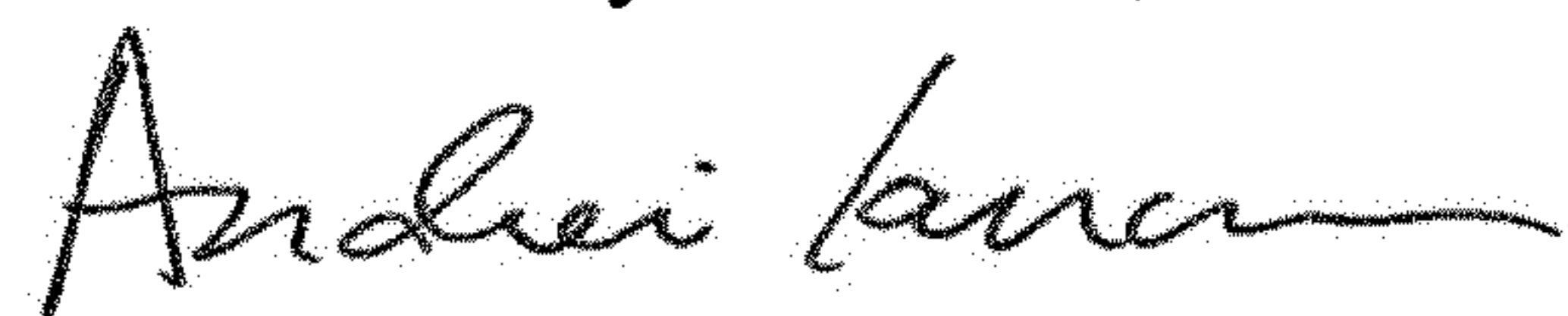
“FIG. 2 is a front view of the design of FIG. 1;” should be corrected to read --FIG. 2 is a top view of the design of FIG. 1;--

“FIG. 3 is a rear view of the design of FIG. 1;” should be corrected to read --FIG. 3 is a bottom view of the design of FIG. 1;--

“FIG. 6 is a top view of the design of FIG. 1; and,” should be corrected to read --FIG. 6 is a front view of the design of FIG. 1;--

“FIG. 7 is a bottom view of the design of FIG. 1.” should be corrected to read --FIG. 7 is a rear view of the design of FIG. 1.--

Signed and Sealed this
Third Day of March, 2020



Andrei Iancu
Director of the United States Patent and Trademark Office