



US00D810490S

(12) **United States Design Patent** (10) **Patent No.:** **US D810,490 S**
Cha et al. (45) **Date of Patent:** **** Feb. 20, 2018**

(54) **BEVERAGE DISPENSER**

(56) **References Cited**

(71) Applicant: **The Coca-Cola Company**, Atlanta, GA (US)

U.S. PATENT DOCUMENTS

(72) Inventors: **Jae Ho Cha**, Woodstock, GA (US);
David Buenger, Atlanta, GA (US);
Simon Alan Daniel, London (GB);
Siriphong Roongruengvuthikul,
London (GB); **Thomas Maxime**
Vaubourgeix, London (GB)

D75,151 S	5/1928	Cordley	
D82,798 S	12/1930	Crosby	
D252,410 S *	7/1979	Graser	D99/28
D355,995 S	3/1995	Stoddard et al.	
D371,713 S *	7/1996	Credle, Jr.	D7/301
D375,649 S	11/1996	Henninger et al.	
D378,260 S	3/1997	Precelton	
5,607,211 A	3/1997	Henninger et al.	
5,752,624 A	5/1998	Vinson et al.	
D468,296 S *	1/2003	Graceffa	D13/164
D579,035 S *	10/2008	Kim	B25J 11/008
			D15/199
D621,647 S *	8/2010	Jacquet	D7/306
D632,519 S	2/2011	Zimmermann	
D642,218 S *	7/2011	Sanders	D20/1
D666,049 S *	8/2012	Struzka	D7/306
D699,065 S *	2/2014	Bucher	D7/306
D725,954 S *	4/2015	Michel	D7/306
D731,841 S *	6/2015	Cha	D7/306

(73) Assignee: **The Coca-Cola Company**, Atlanta, GA (US)

(**) Term: **15 Years**

(21) Appl. No.: **29/574,047**

(22) Filed: **Aug. 11, 2016**

(Continued)

Primary Examiner — Marianne Pandozzi

(74) Attorney, Agent, or Firm — Cynthia R. Parks; Parks IP Law LLC

Related U.S. Application Data

(62) Division of application No. 29/535,329, filed on Aug. 5, 2015, now Pat. No. Des. 769,045.

(51) **LOC (11) Cl.** **07-01**

(52) **U.S. Cl.**

USPC **D7/306; D7/311**

(58) **Field of Classification Search**

USPC D7/306-311, 305, 300, 313, 399, 398,
D7/397; 99/279, 284, 290, 280, 299,
99/307, 305, 295, 308, 309, 323.1, 395,
99/300; 222/23, 129.1; 62/395; D20/1;
D23/207, 209; D15/89, 199; D13/162,
D13/164

CPC A47J 31/44; A47J 31/00; B67D 1/0041;
B67D 3/00; B25J 5/007

See application file for complete search history.

(57)

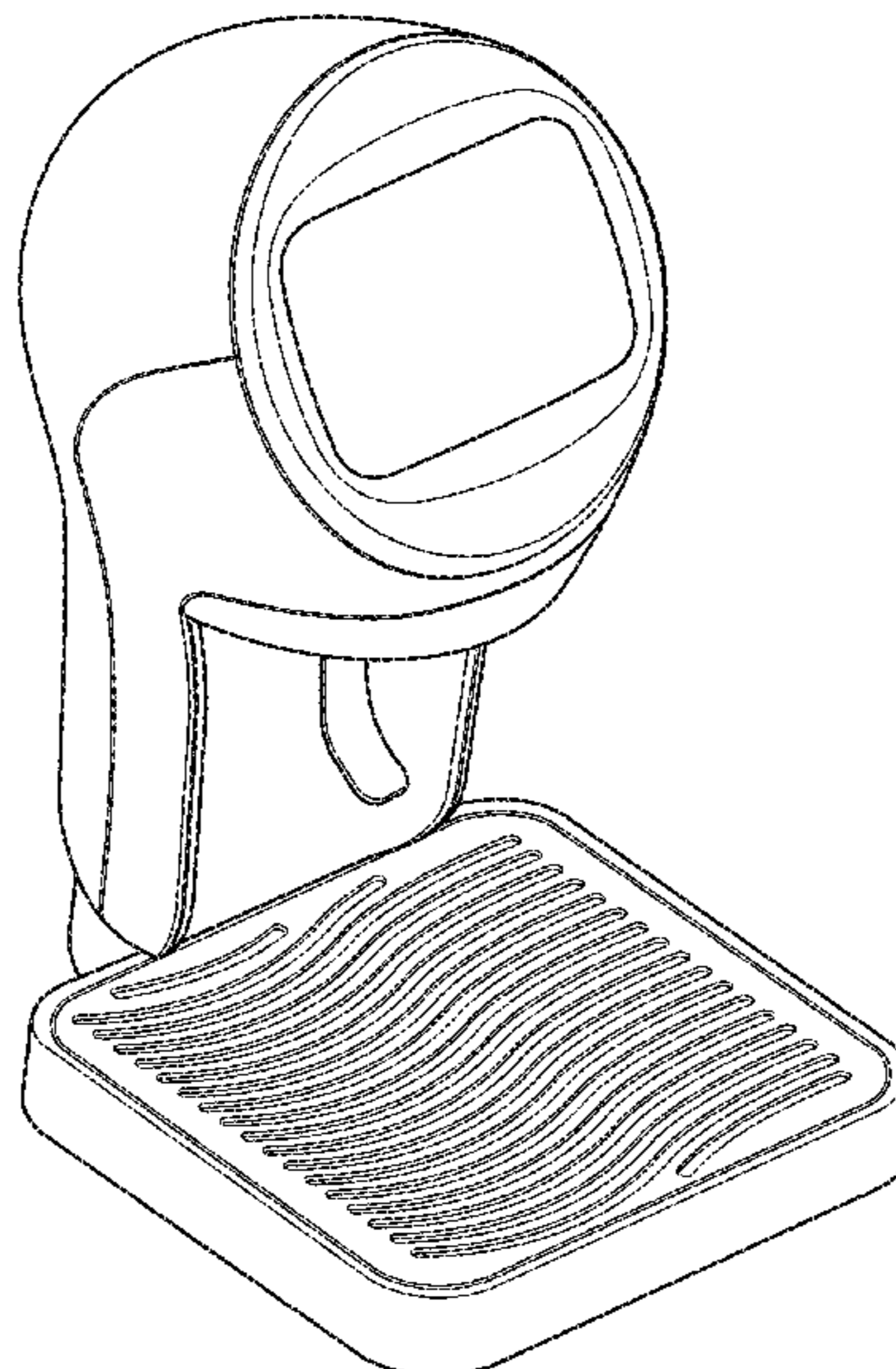
CLAIM

We claim the ornamental design for a beverage dispenser, as shown and described.

DESCRIPTION

FIG. 1 is a perspective view of a beverage dispenser showing our new design;
FIG. 2 is a right side view thereof;
FIG. 3 is a left side view thereof;
FIG. 4 is a front view thereof;
FIG. 5 is a rear view thereof;
FIG. 6 is a top plan view thereof; and,
FIG. 7 is a bottom plan view thereof.
The broken lines in the drawing depict portions of the beverage dispenser that form no part of the claimed design.

1 Claim, 7 Drawing Sheets



(56)

References Cited

U.S. PATENT DOCUMENTS

D733,480 S *	7/2015	Shao	D7/306
D738,664 S *	9/2015	Cha	D7/301
D738,665 S *	9/2015	Tomasson	D7/301
D738,666 S	9/2015	Harvey et al.	
D745,305 S *	12/2015	Cha	D7/306
D758,779 S *	6/2016	Regamy	D7/306
D766,644 S *	9/2016	Huang	D15/199
D793,145 S *	8/2017	Huang	D15/199
2007/0192910 A1 *	8/2007	Vu	B25J 5/007 700/245

* cited by examiner



FIG. 1

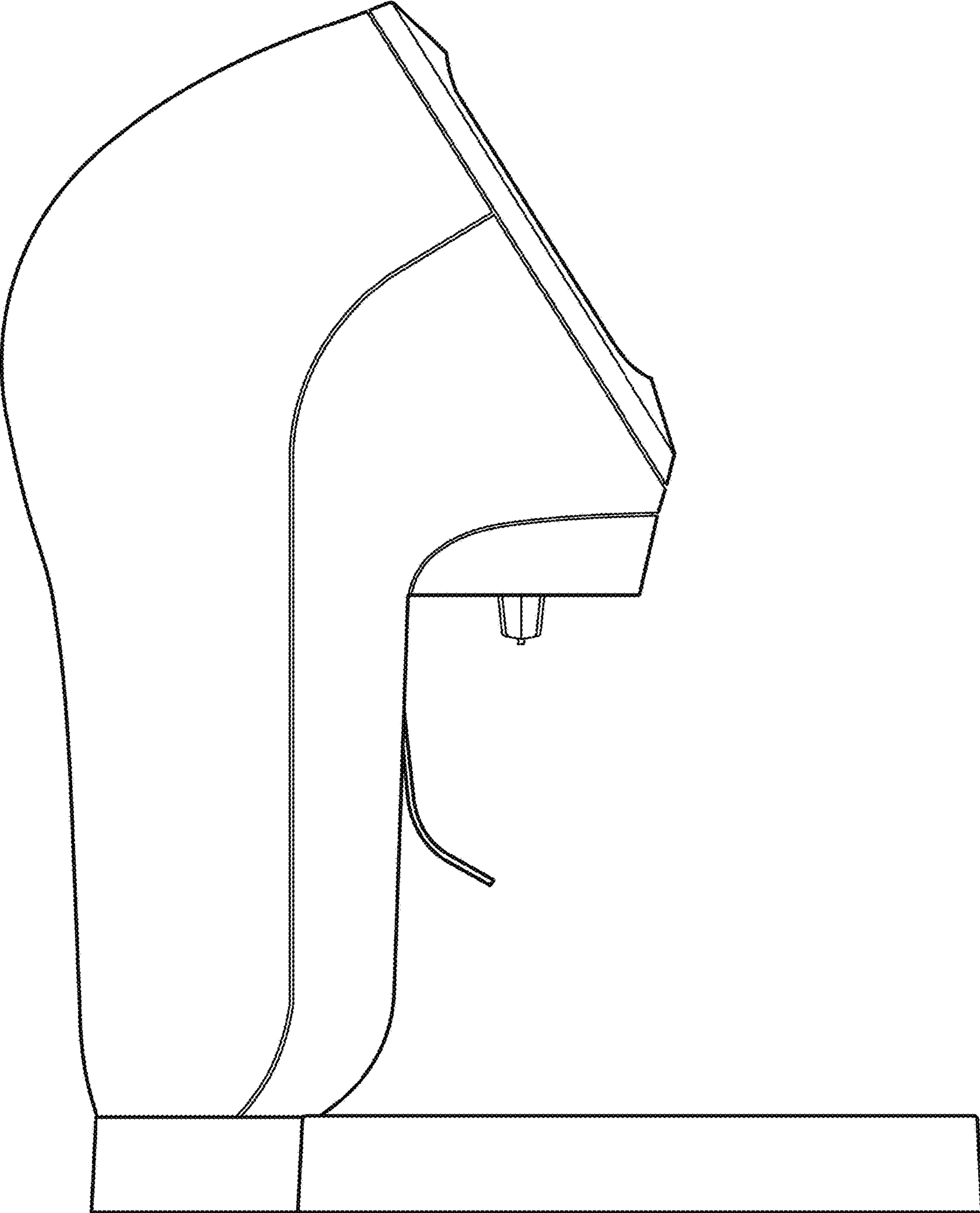


FIG. 2

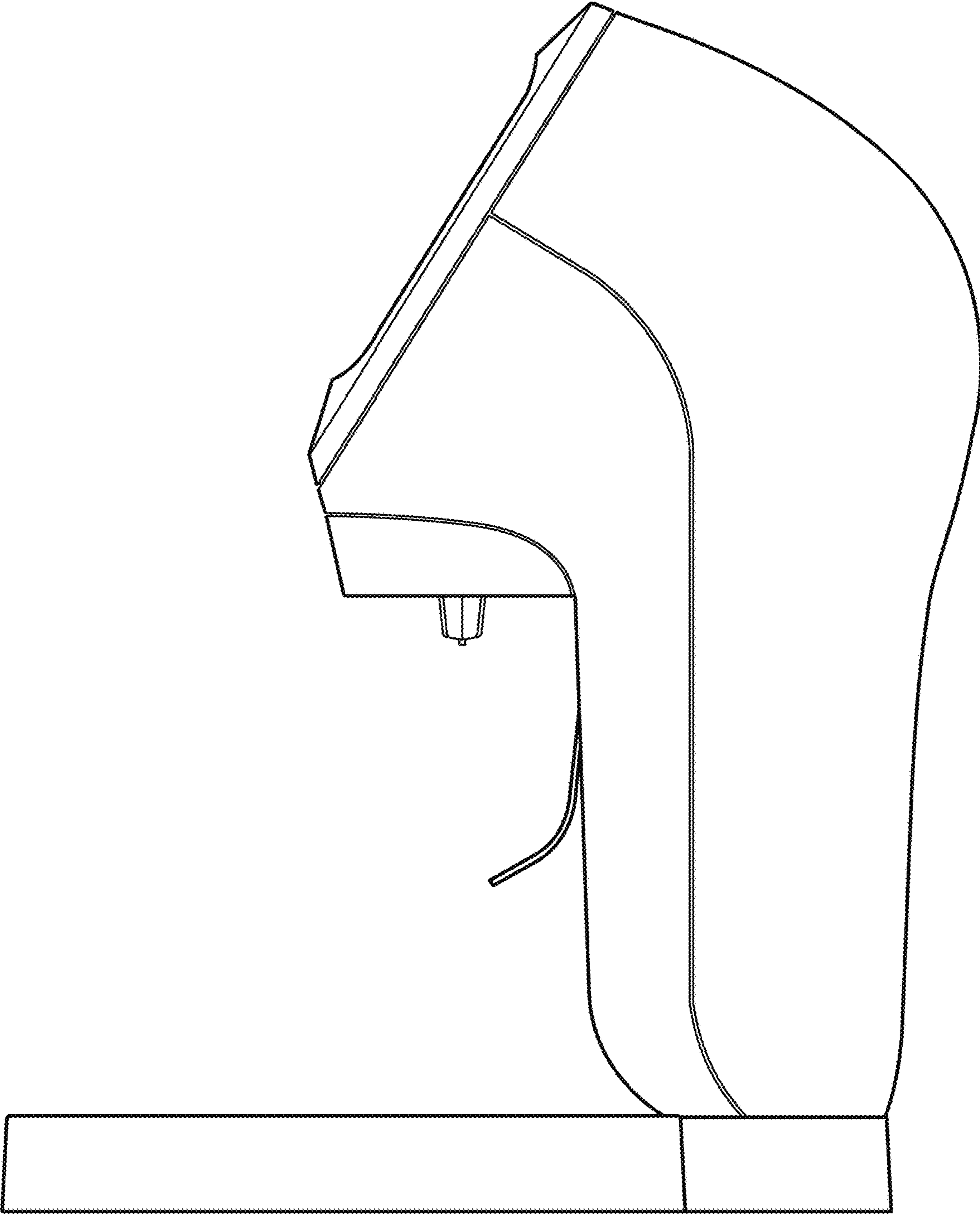


FIG. 3

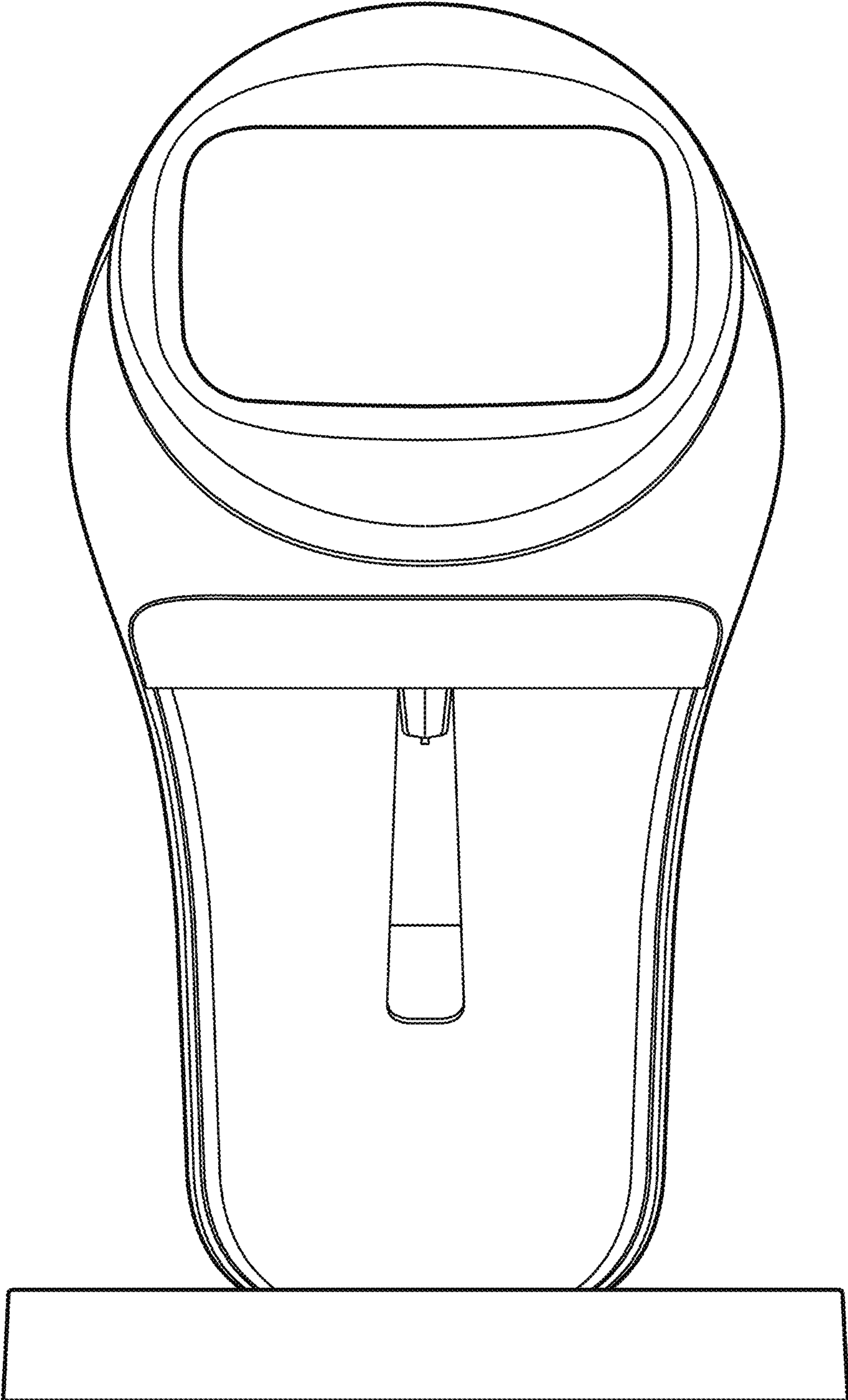


FIG. 4

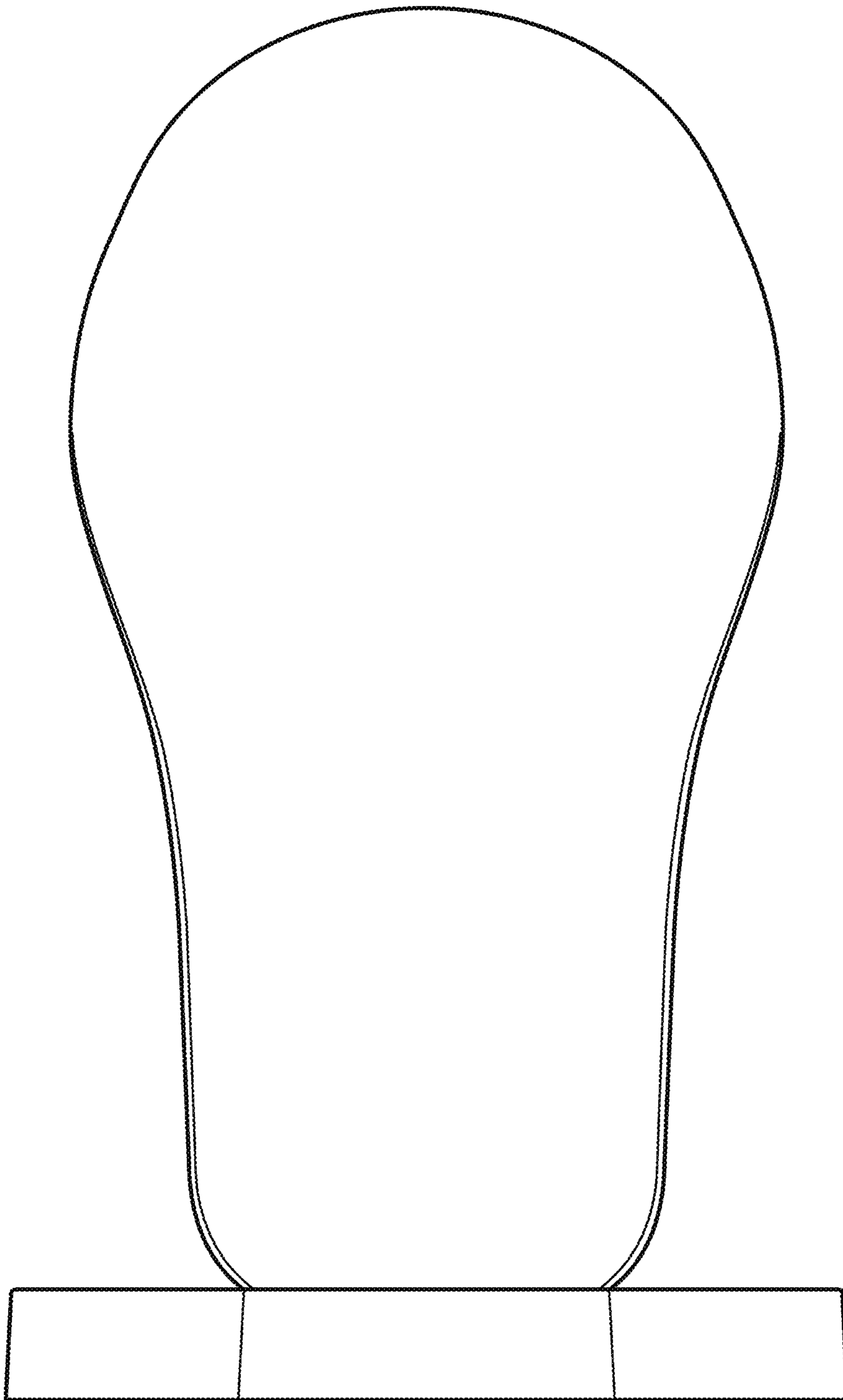


FIG. 5

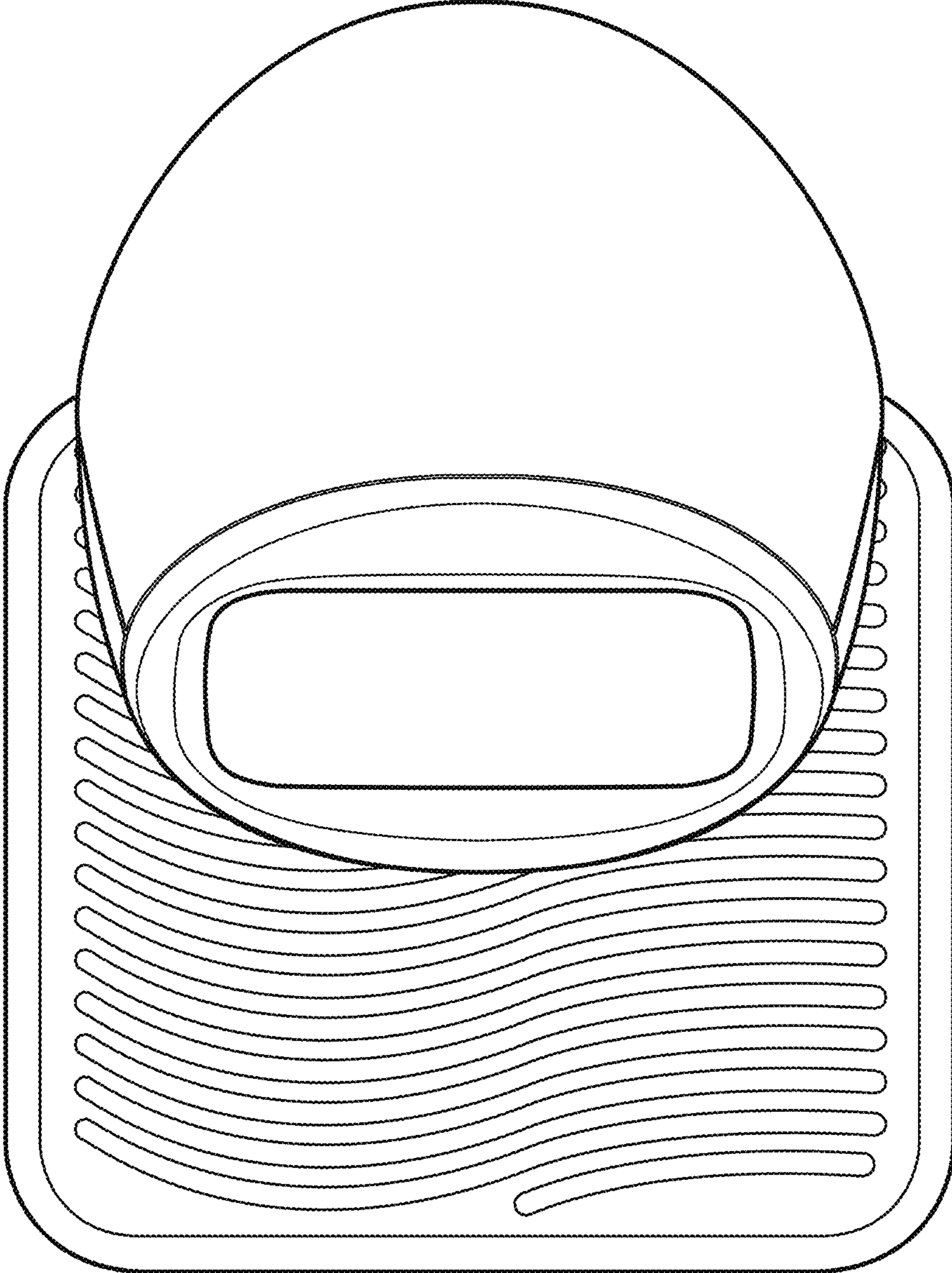


FIG. 6

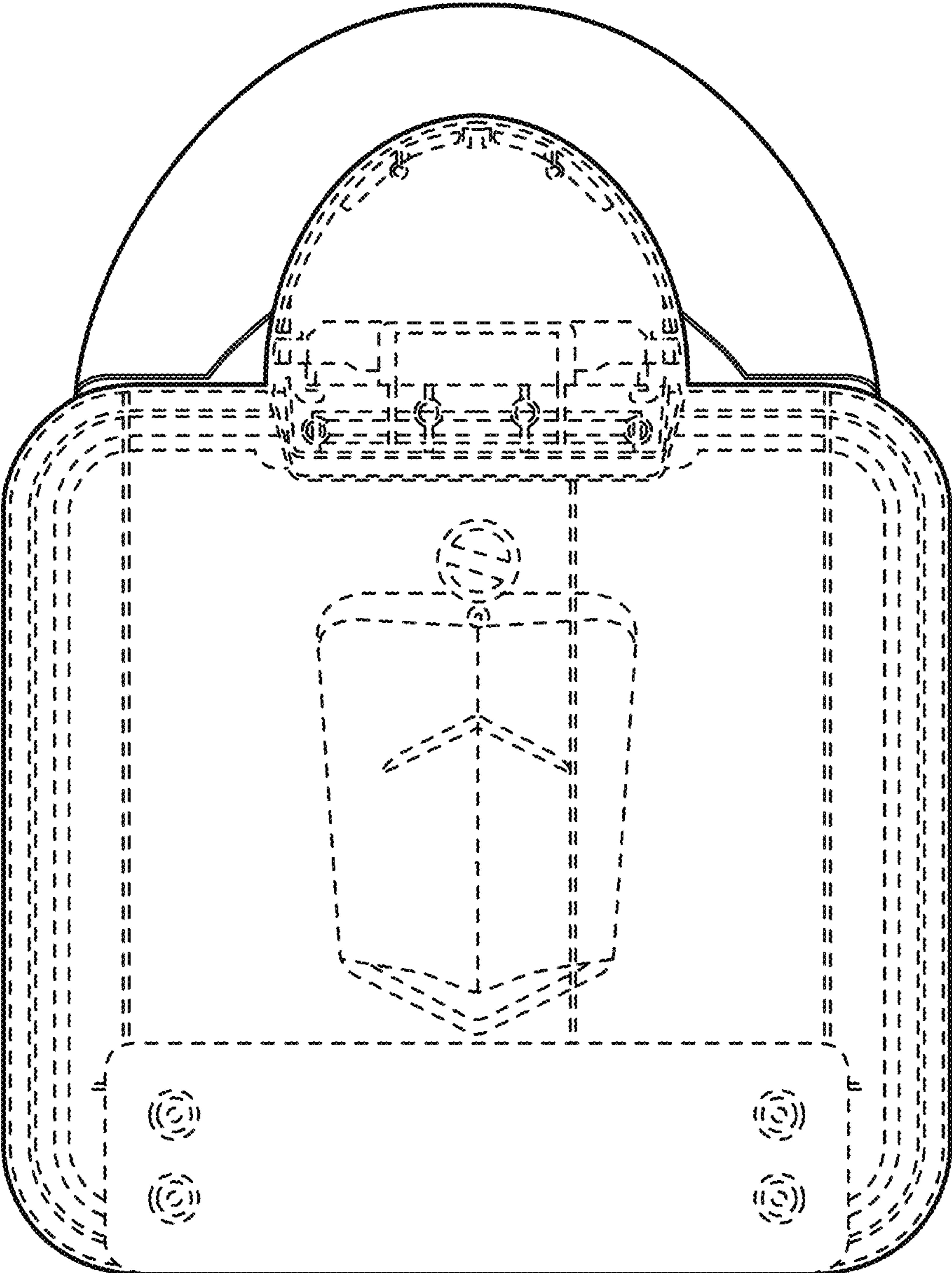


FIG. 7